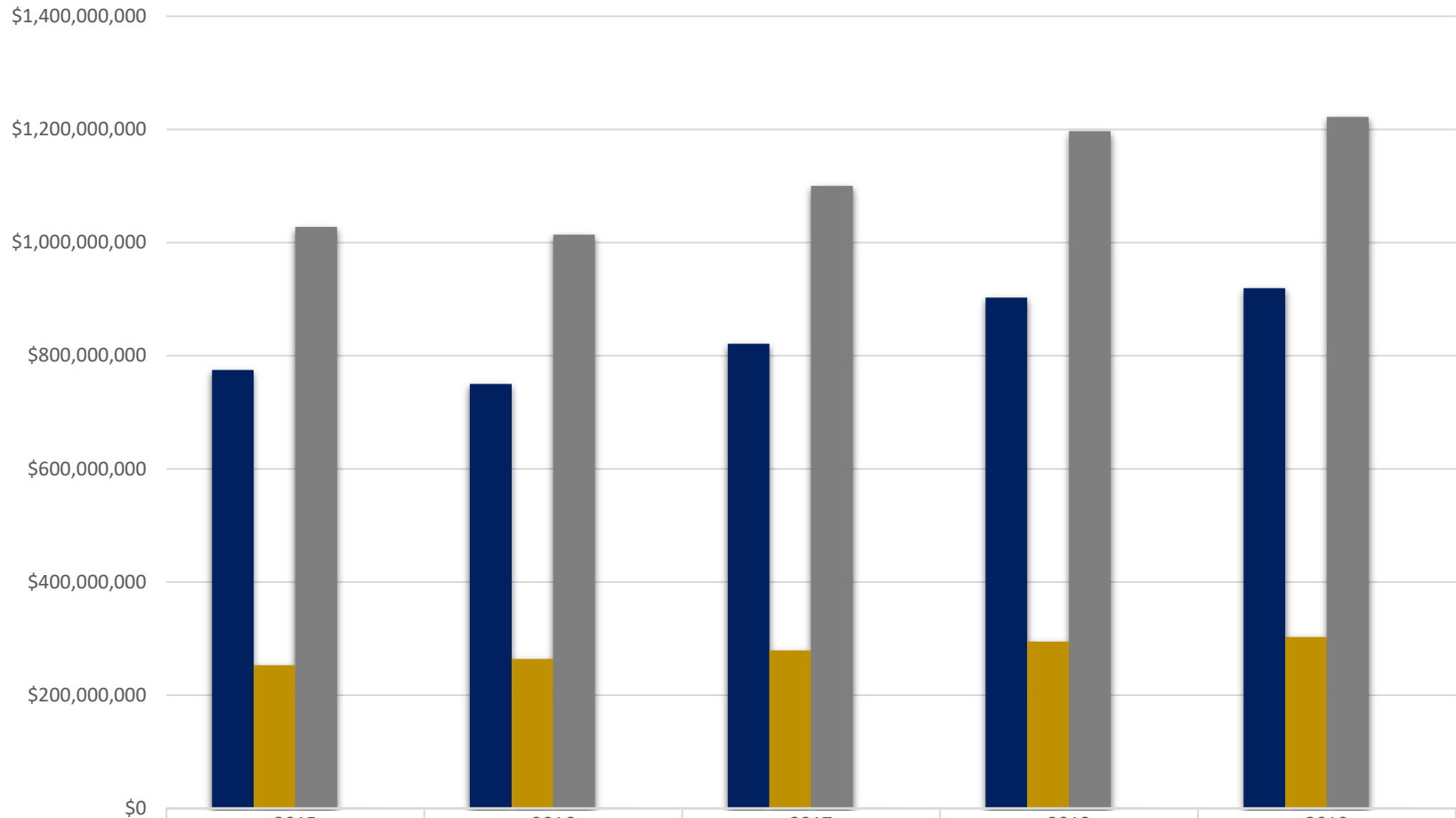


Emory University Proposals Submitted -Direct, Indirect and Total (\$'s) Processed August FY15-FY19

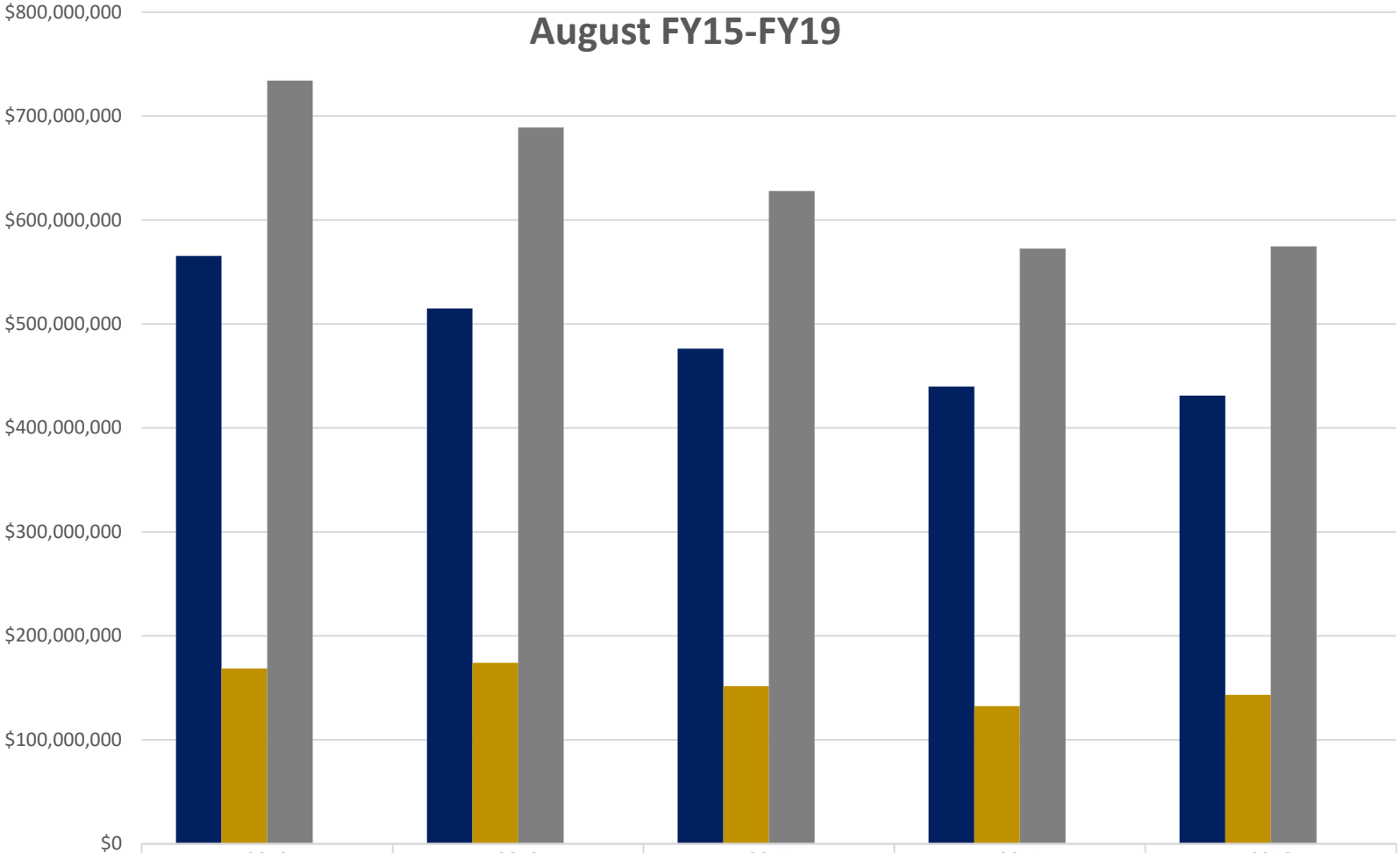


	2015	2016	2017	2018	2019
Direct Budget Amount	\$774,815,946	\$750,396,941	\$821,338,506	\$902,579,148	\$919,379,991
Indirect Budget Amount	\$252,821,756	\$263,858,710	\$278,966,936	\$294,561,849	\$302,931,618
Total Proposal	\$1,027,637,702	\$1,014,255,651	\$1,100,305,442	\$1,197,140,997	\$1,222,311,609
Proposals Processed Count	3961	3959	4170	4410	4351

Emory University - Award Results

Direct, Indirect, Total and Award Processed

August FY15-FY19

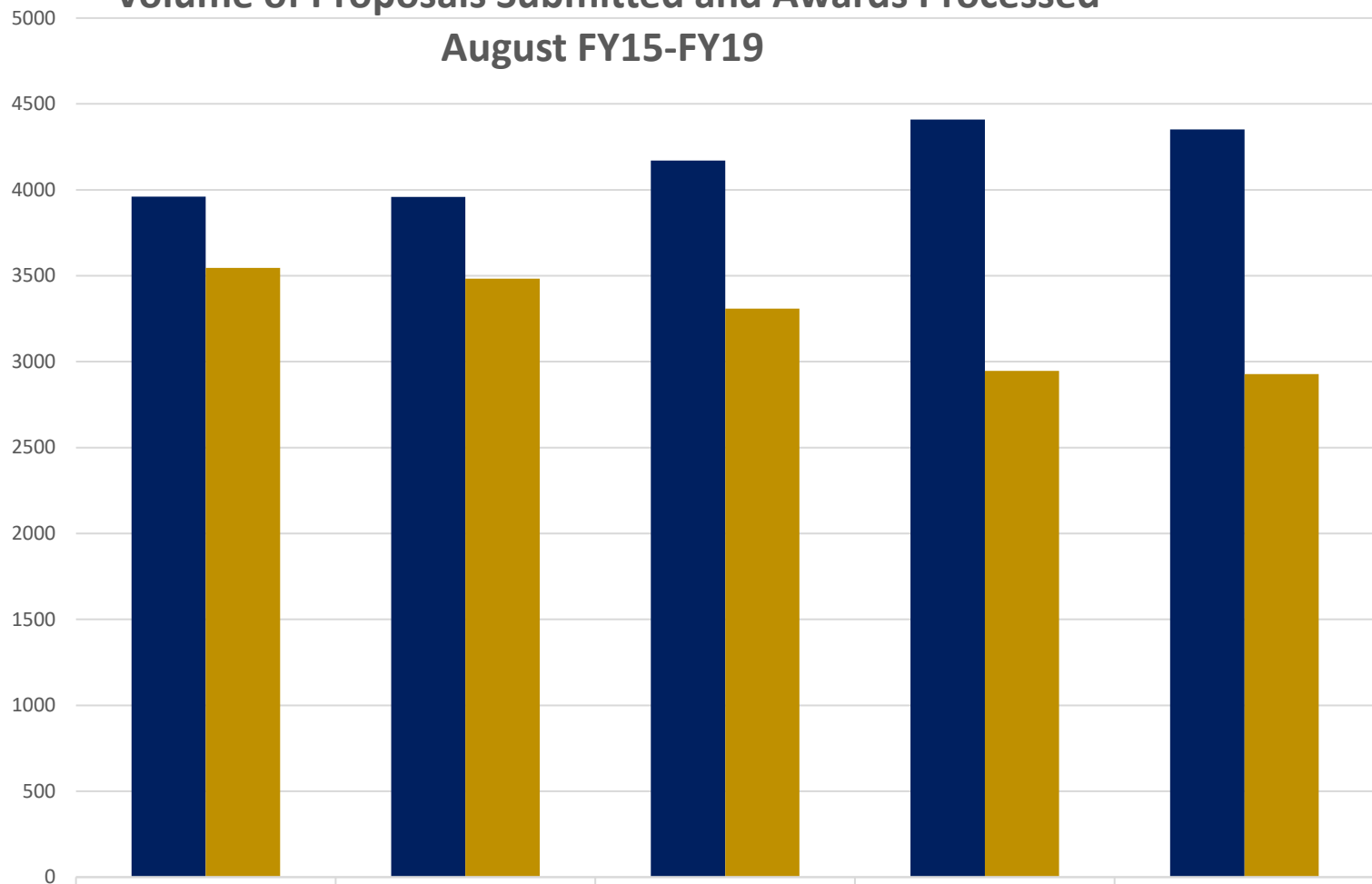


	2018	2019	2017	2015	2016
■ Direct (\$'s)	\$565,384,317	\$515,040,978	\$476,435,349	\$439,947,724	\$431,245,108
■ Indirect (\$'s)	\$168,657,740	\$174,024,613	\$151,584,070	\$132,461,813	\$143,348,346
■ Total Funding Total	\$734,042,057	\$689,065,591	\$628,019,419	\$572,409,537	\$574,593,454
■ Awards Processed	3545	3484	3308	2946	2927

Emory University - Award Results

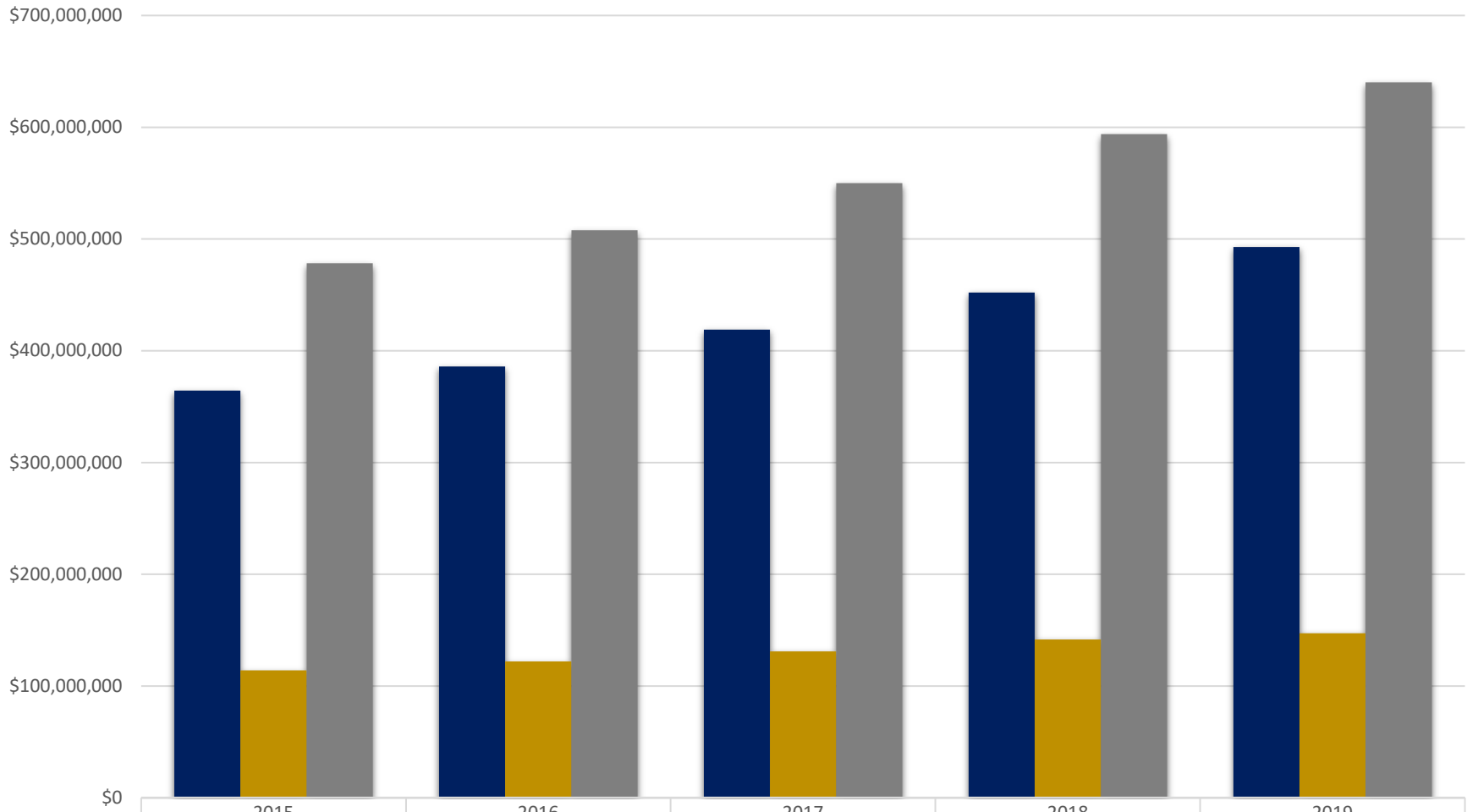
Volume of Proposals Submitted and Awards Processed

August FY15-FY19



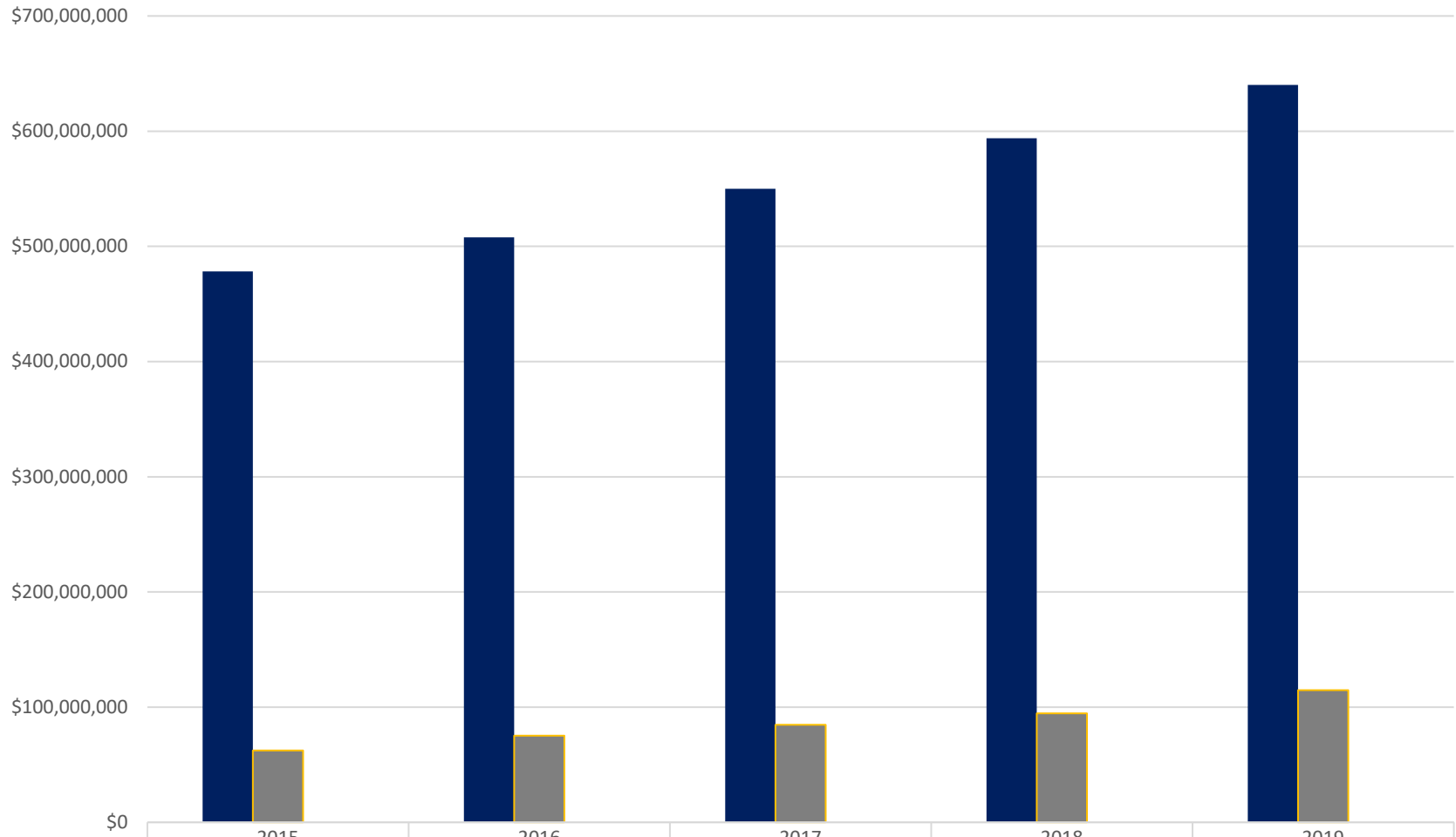
	2015	2016	2017	2018	2019
■ Proposals Processed Count	3961	3959	4170	4410	4351
■ Awards Processed	3545	3484	3308	2946	2927

Emory University - Sponsored Research Expenditures Direct, Indirect and Total August FY15-FY19



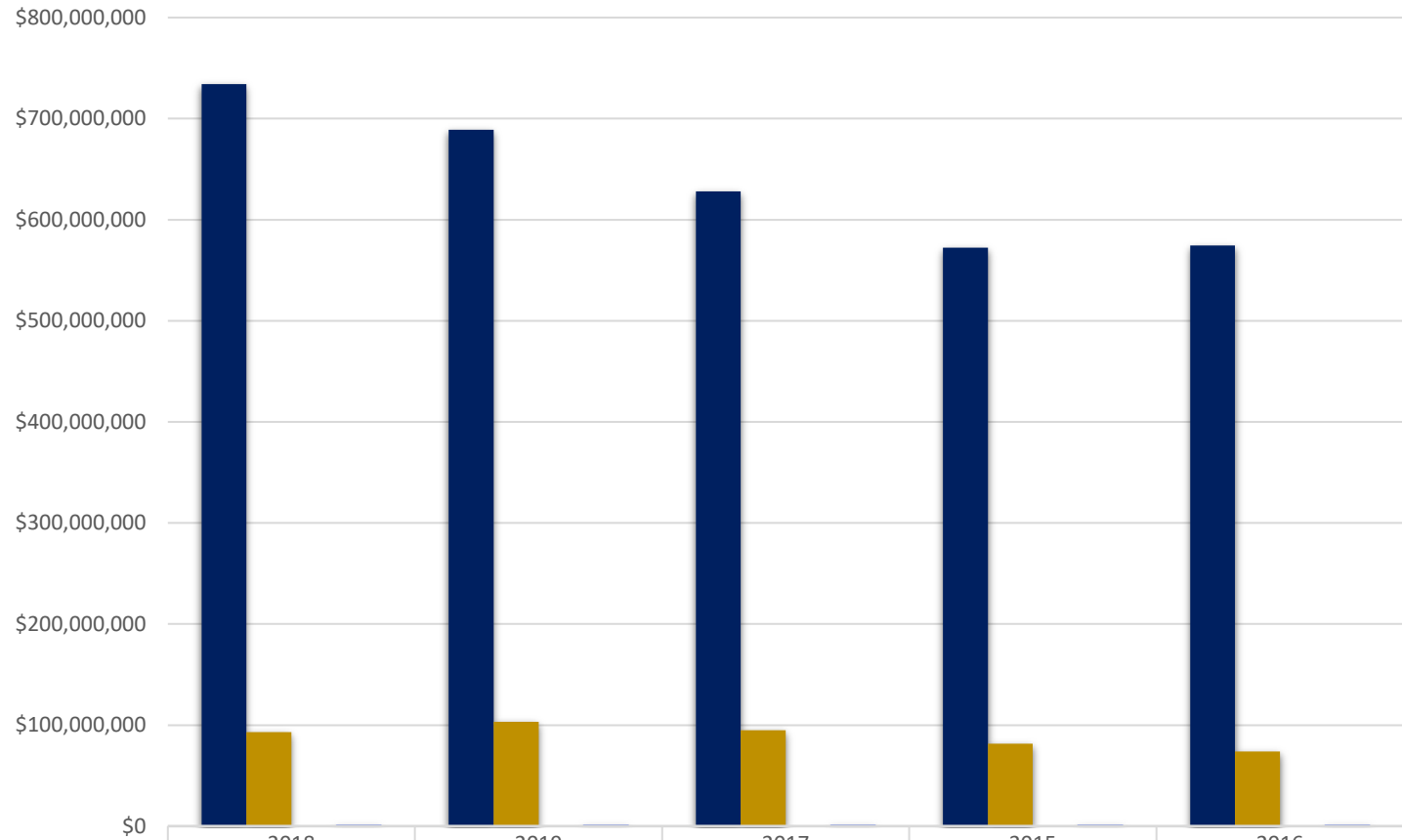
■ Direct (\$'s)	\$364,339,526	\$385,841,418	\$418,909,272	\$452,089,493	\$492,827,005
■ Indirect (\$'s)	\$113,993,779	\$122,082,147	\$130,995,337	\$141,648,258	\$147,242,804
■ Total Expenses	\$478,333,305	\$507,923,566	\$549,904,609	\$593,737,751	\$640,069,809

Emory University Sponsored Research Expenditures, Outgoing Sub-Awards August FY15-FY19



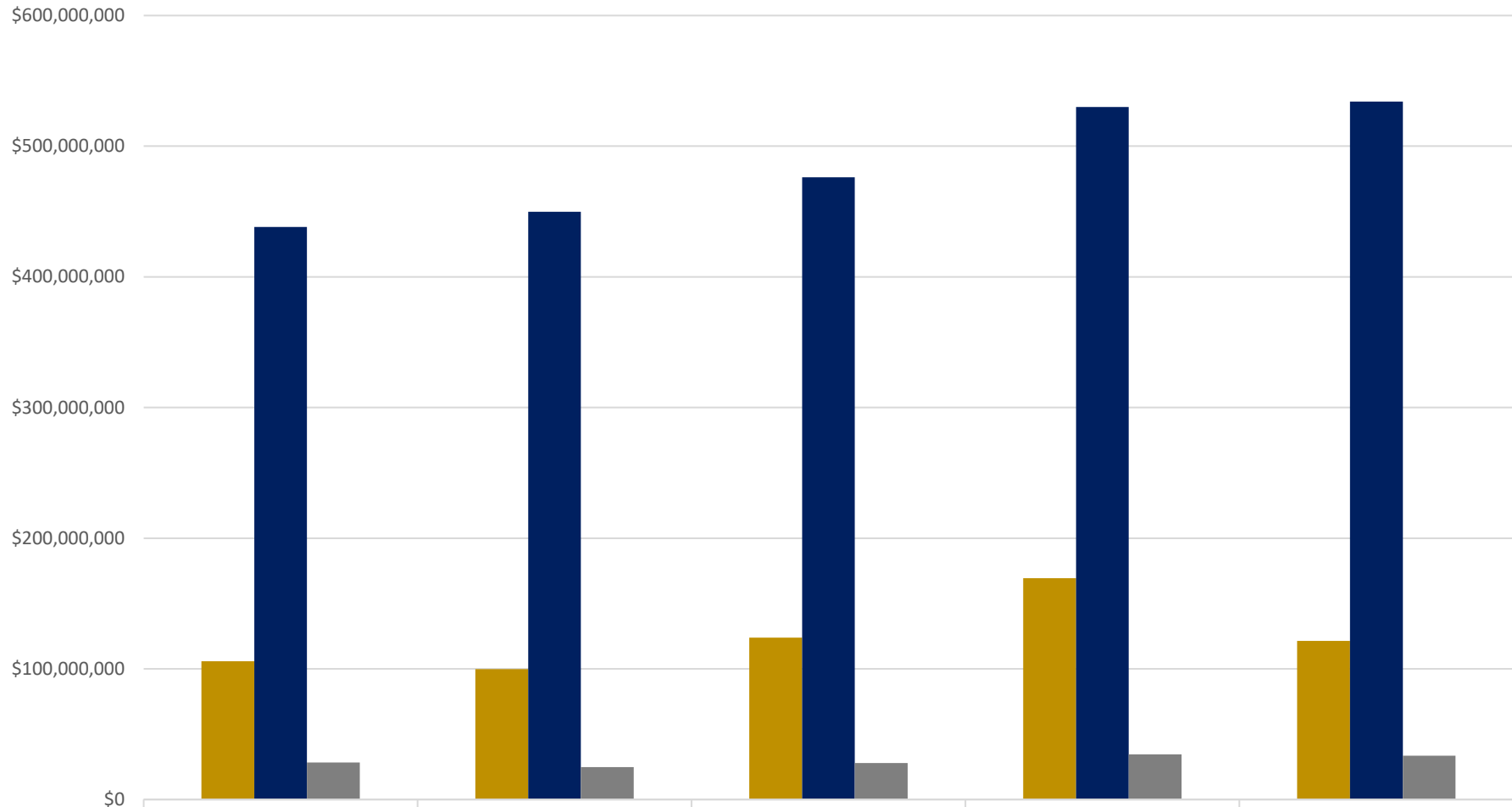
■ Total Expenses	\$478,333,305	\$507,923,566	\$549,904,609	\$593,737,751	\$640,069,809
■ Outgoing Sub-Awards	\$62,334,344	\$75,315,093	\$84,693,296	\$94,580,701	\$114,634,040
■ % of Expense Total	13.03%	14.83%	15.40%	15.93%	17.91%

Emory University Awards Incoming Sub-Awards Total Award Funding and Processed August FY15-FY19



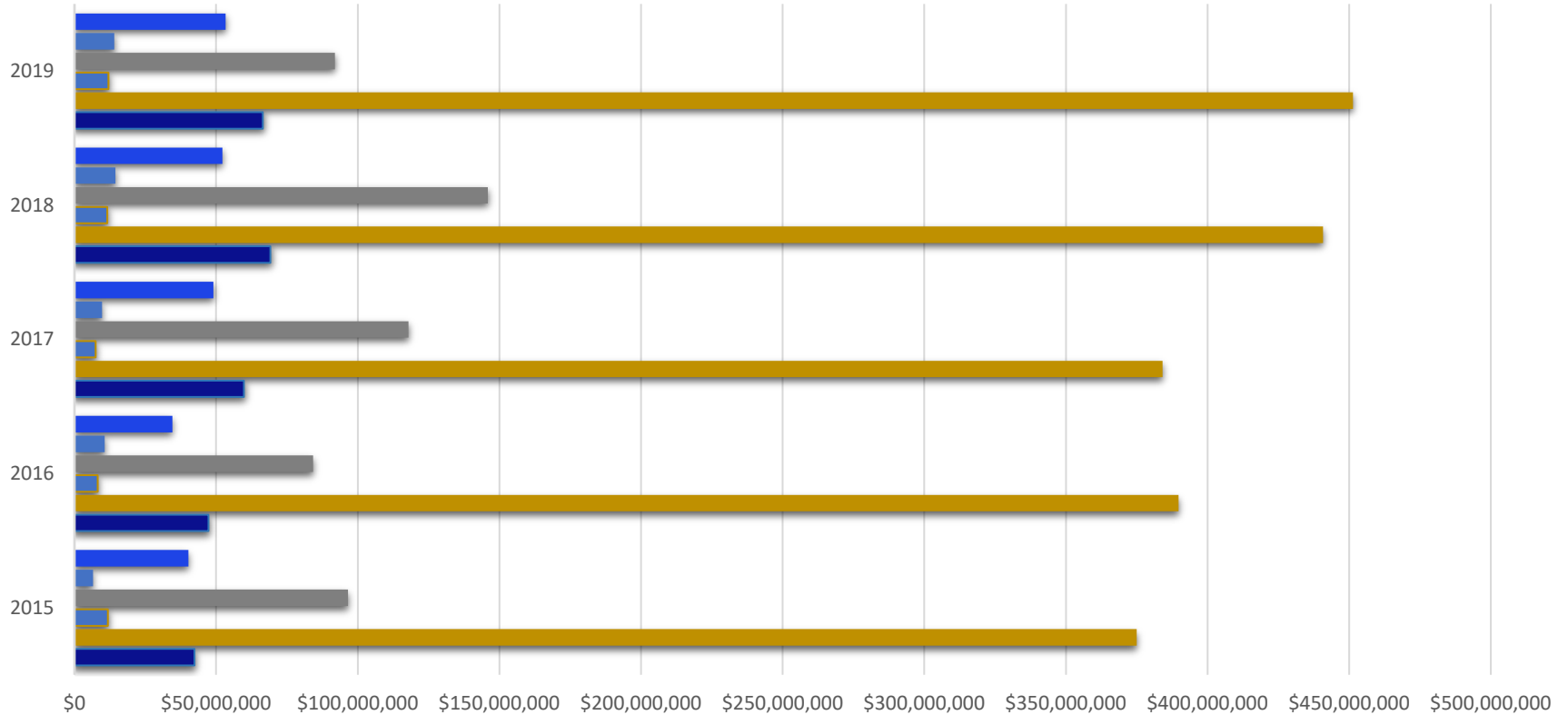
	2018	2019	2017	2015	2016
■ Total Award (Including Incoming Sub-Awards)	\$734,042,057	\$689,065,591	\$628,019,419	\$572,409,537	\$574,593,454
■ Total Incoming Sub-Awards	\$93,178,513	\$103,116,319	\$94,936,760	\$81,520,491	\$73,747,775
■ (Incoming Sub-Awards % of Total Award	12.69%	14.96%	15.12%	14.24%	12.83%
■ Awards Processed	3545	3484	3308	2946	2927

Emory University Award Results by Research Type August FY15-FY19



	2018	2019	2017	2015	2016
Other	\$105,819,632	\$99,849,475	\$123,879,574	\$169,479,685	\$121,492,163
Research	\$438,229,118	\$449,847,420	\$476,171,094	\$530,025,132	\$534,119,307
Training	\$28,360,787	\$24,896,559	\$27,968,752	\$34,537,241	\$33,454,121

Emory University Award Results by Sponsored Type August FY15-FY19



	2015	2016	2017	2018	2019
■ University	\$40,203,581	\$34,538,138	\$49,042,860	\$52,206,448	\$53,385,531
■ State	\$6,551,210	\$10,627,441	\$9,676,338	\$14,453,232	\$14,014,603
■ Private	\$96,561,351	\$84,206,531	\$117,924,179	\$145,907,070	\$91,905,406
■ Foreign	\$11,752,400	\$8,209,291	\$7,441,656	\$11,571,785	\$11,966,174
■ Federal	\$375,008,579	\$389,707,519	\$384,097,693	\$440,790,904	\$451,330,160
■ Corporate	\$42,332,417	\$47,304,535	\$59,836,693	\$69,112,618	\$66,463,715