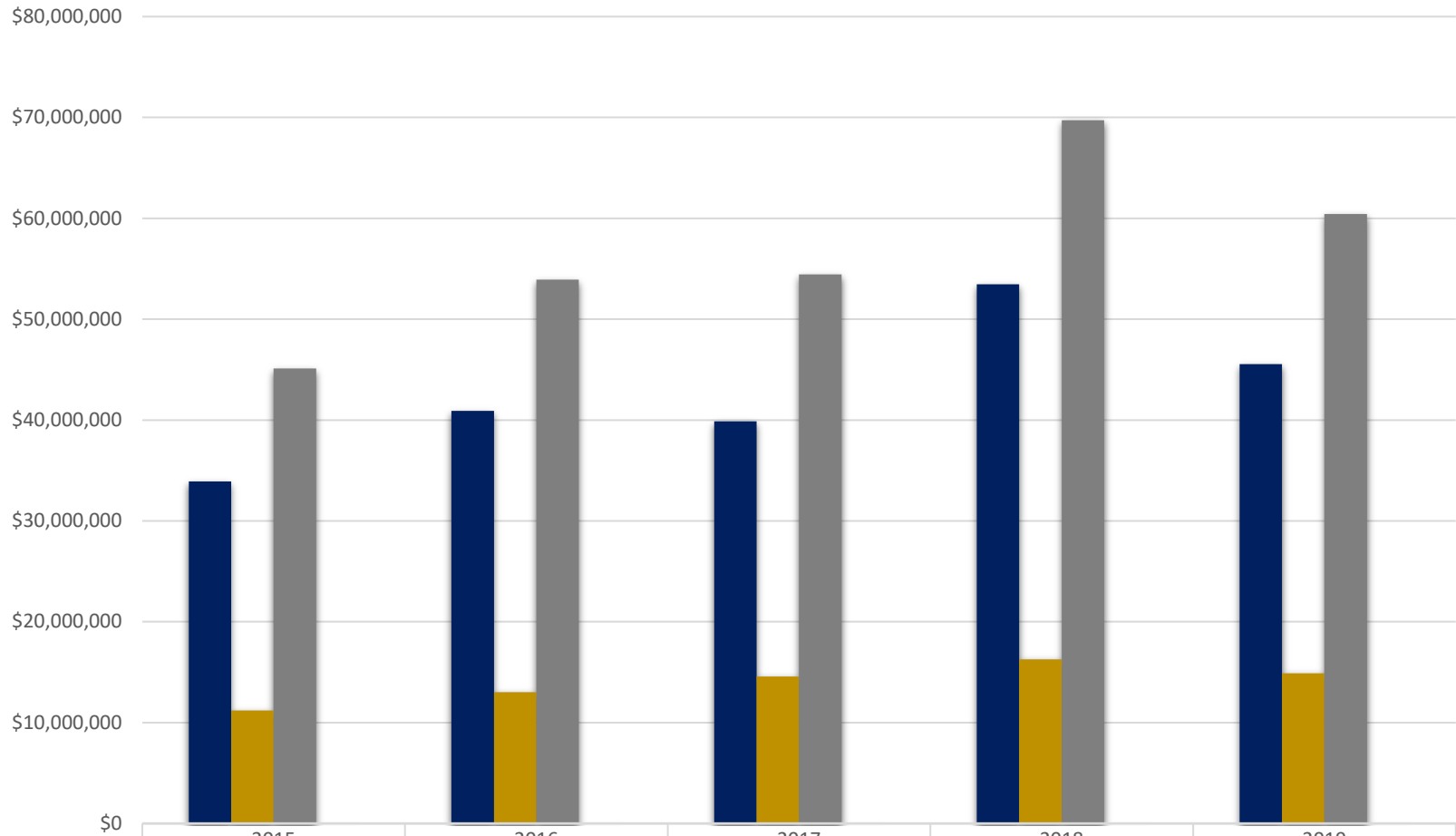


Emory College Proposals Submitted -Direct, Indirect and Total (\$'s) Processed August FY15-FY19

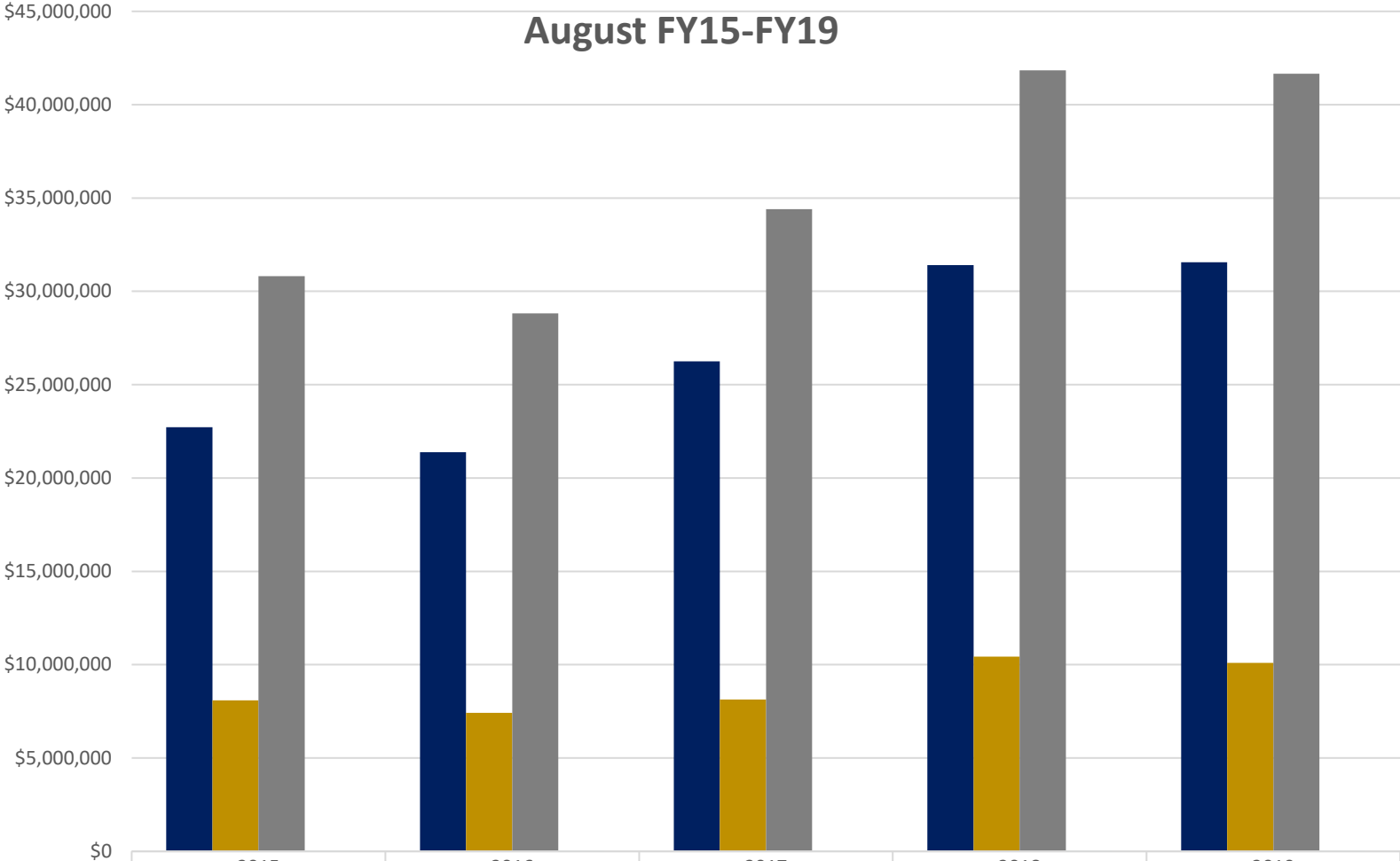


	2015	2016	2017	2018	2019
Direct Budget Amount	\$33,924,288	\$40,904,668	\$39,870,735	\$53,461,902	\$45,549,497
Indirect Budget Amount	\$11,192,100	\$13,009,386	\$14,557,114	\$16,259,068	\$14,872,309
Total Proposal	\$45,116,388	\$53,914,054	\$54,427,849	\$69,720,970	\$60,421,806
Proposals Processed Count	281	282	273	317	323

Emory College - Award Results

Direct, Indirect, Total and Award Processed

August FY15-FY19

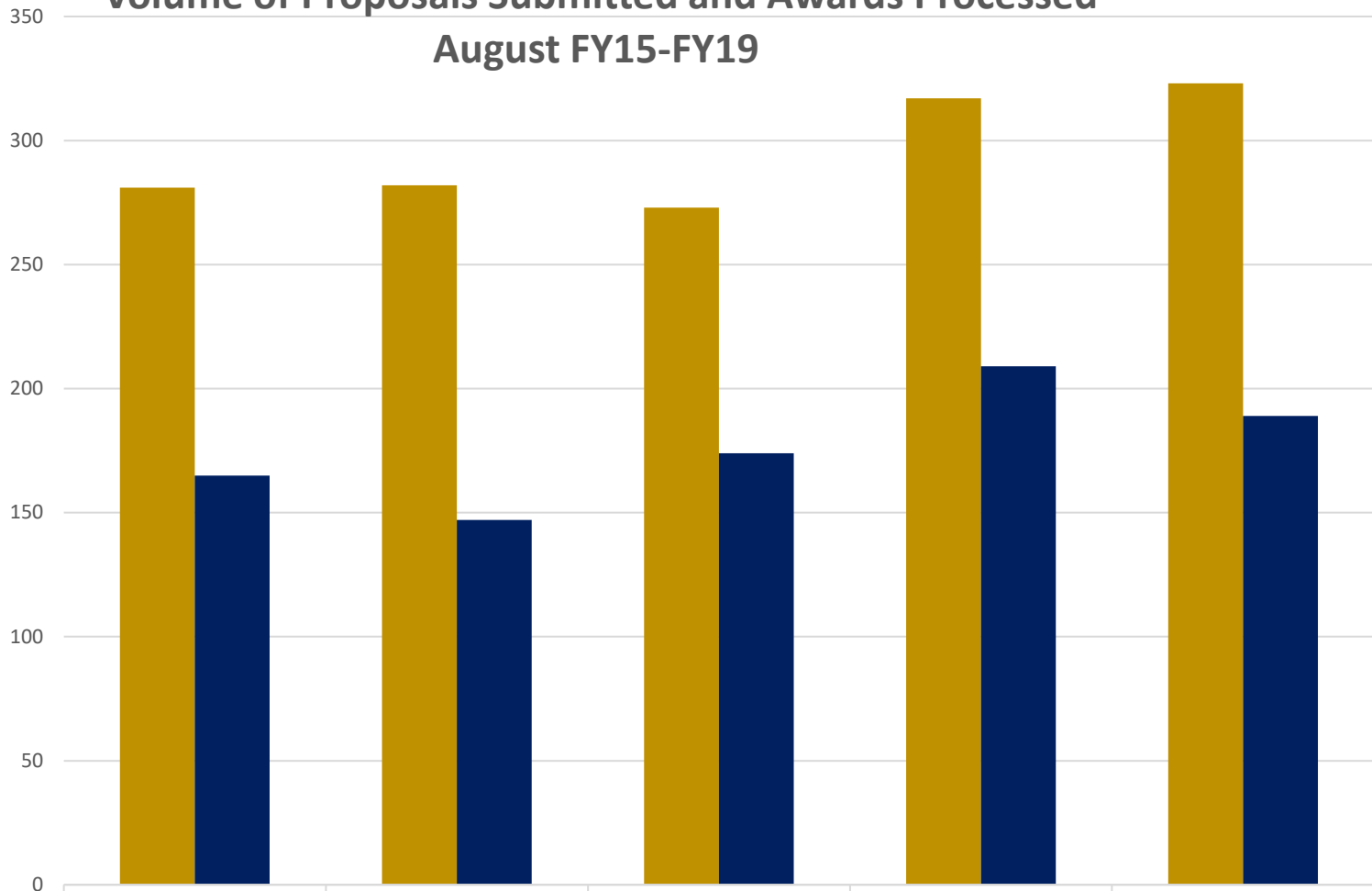


	2015	2016	2017	2018	2019
■ Direct (\$'s)	\$22,722,035	\$21,387,785	\$26,257,480	\$31,401,414	\$31,557,645
■ Indirect (\$'s)	\$8,085,501	\$7,425,387	\$8,140,335	\$10,434,975	\$10,102,439
■ Total Funding Total	\$30,807,536	\$28,813,172	\$34,397,816	\$41,836,389	\$41,660,083
■ Awards Processed	165	147	174	209	189

Emory College - Award Results

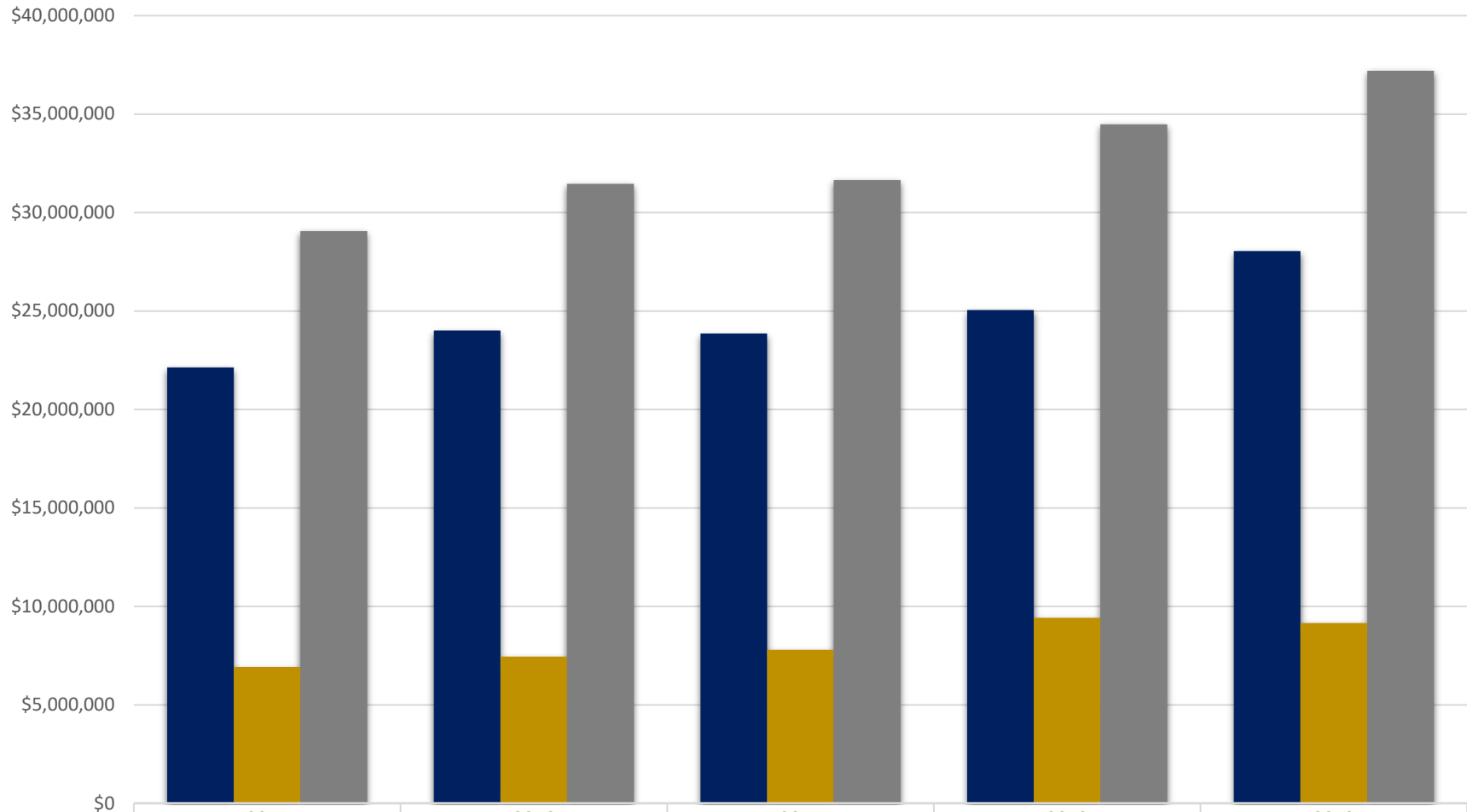
Volume of Proposals Submitted and Awards Processed

August FY15-FY19



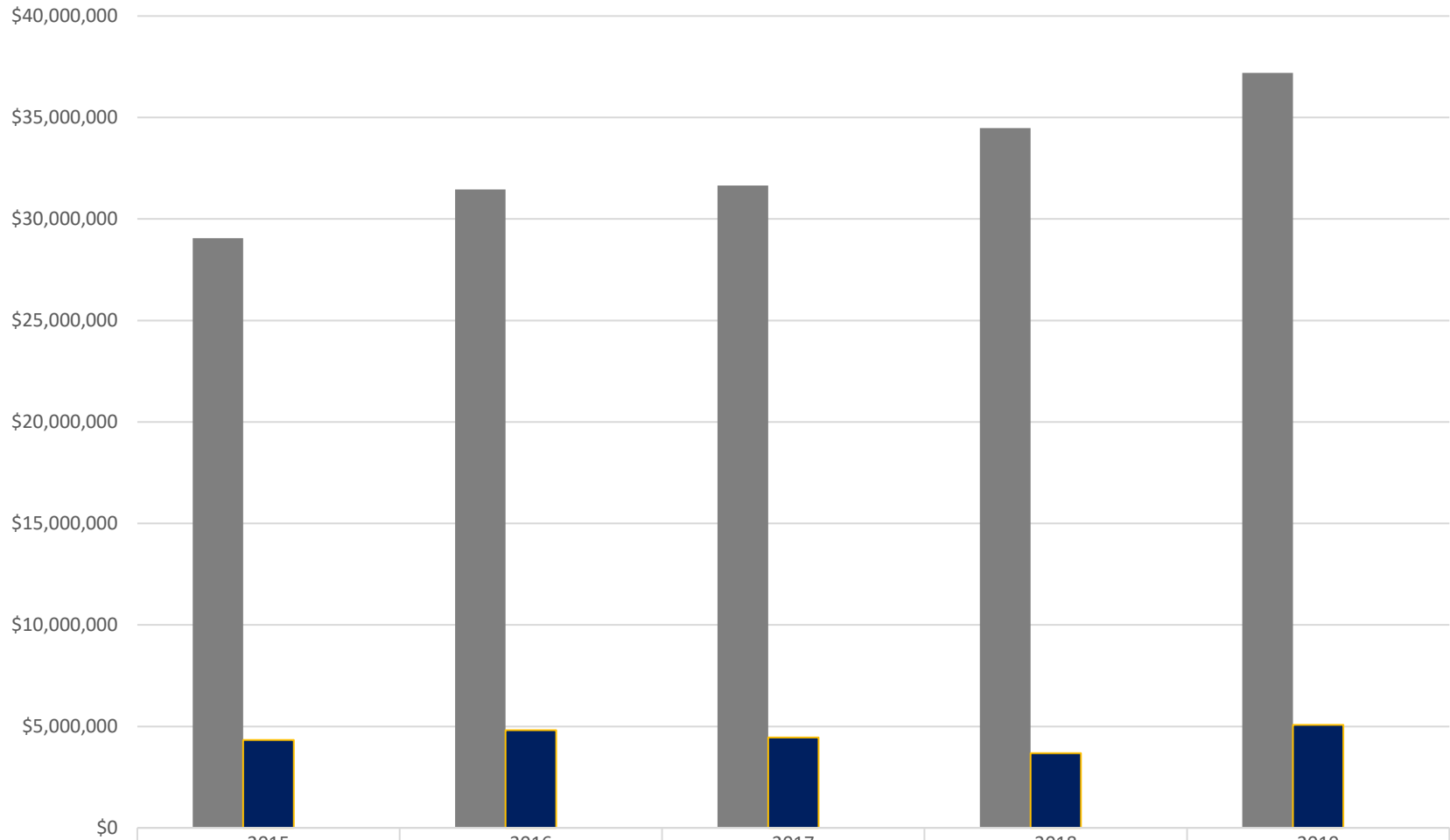
	2015	2016	2017	2018	2019
Proposals Processed Count	281	282	273	317	323
Awards Processed	165	147	174	209	189

Emory College - Sponsored Research Expenditures Direct, Indirect and Total August FY15-FY19



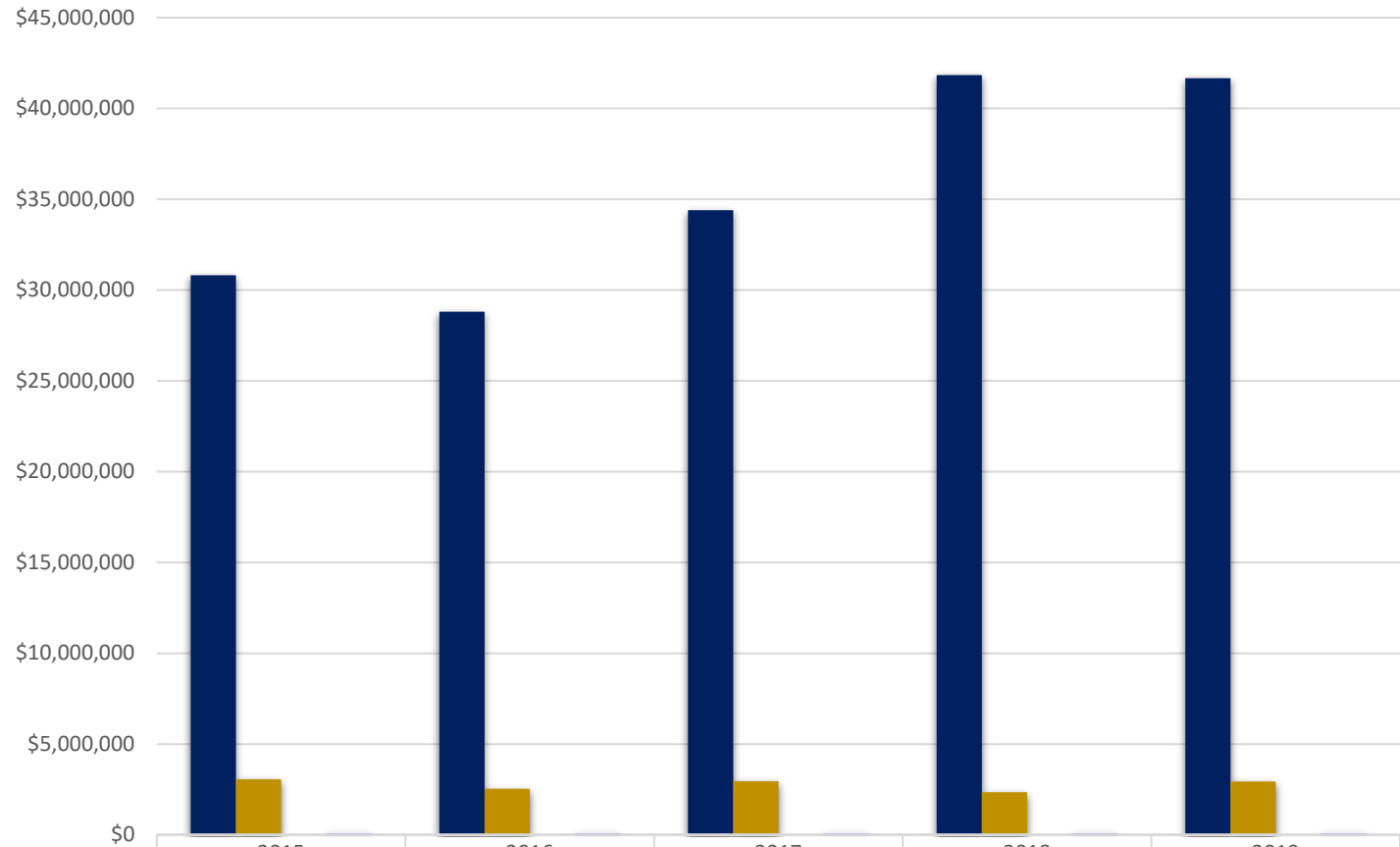
■ Direct (\$'s)	\$22,132,112	\$24,002,996	\$23,853,020	\$25,055,804	\$28,043,381
■ Indirect (\$'s)	\$6,928,307	\$7,451,889	\$7,802,009	\$9,423,231	\$9,155,717
■ Total Expenses	\$29,060,419	\$31,454,885	\$31,655,029	\$34,479,036	\$37,199,098

Emory College Sponsored Research Expenditures, Outgoing Sub-Awards August FY15-FY19



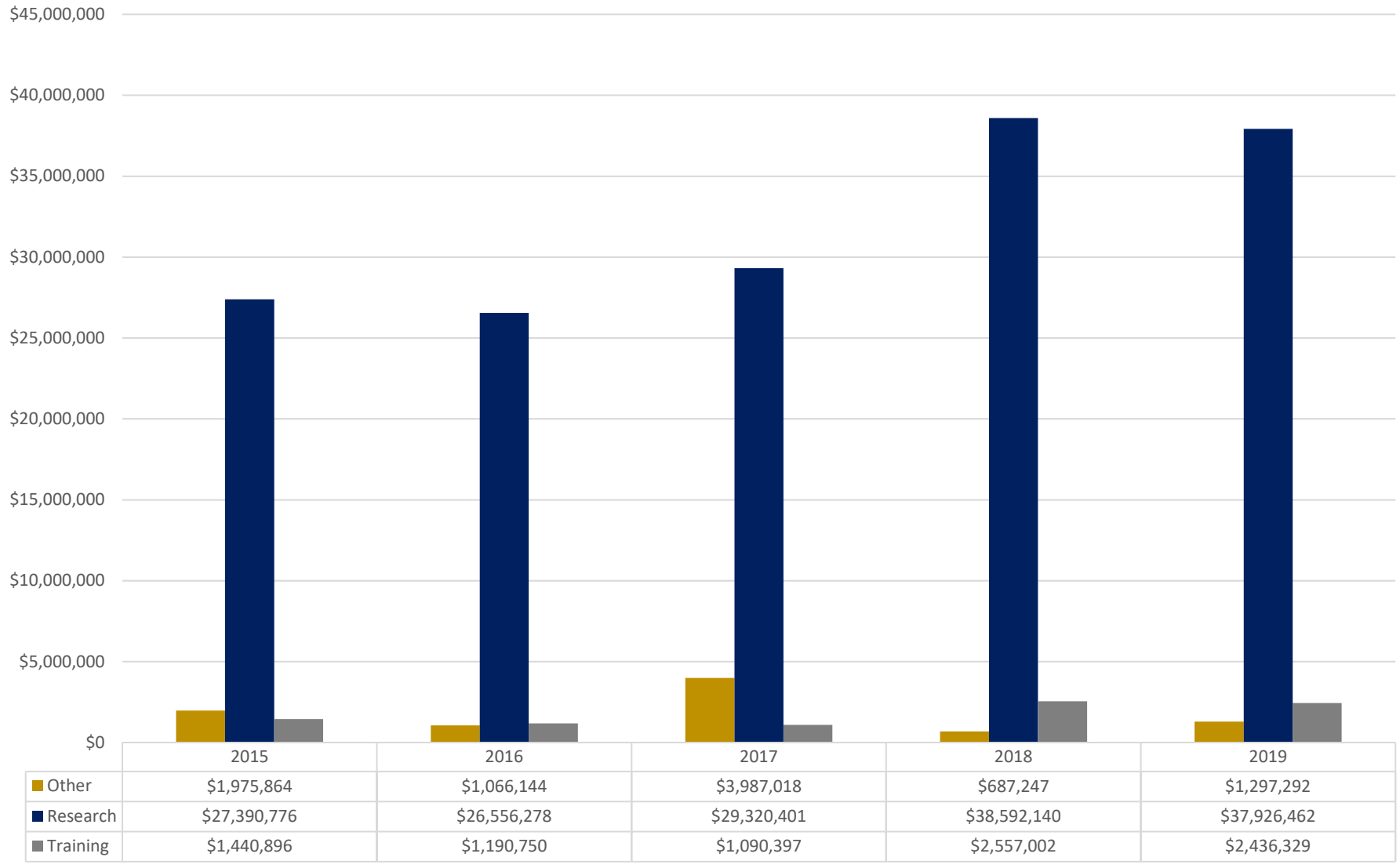
■ Total Expenses	\$29,060,419	\$31,454,885	\$31,655,029	\$34,479,036	\$37,199,098
■ Outgoing Sub-Awards	\$4,331,451	\$4,816,817	\$4,454,853	\$3,678,526	\$5,073,009
■ % of Expense Total	14.90%	15.31%	14.07%	10.67%	13.64%

Emory College Awards Incoming Sub-Awards Total Award Funding and Processed August FY15-FY19

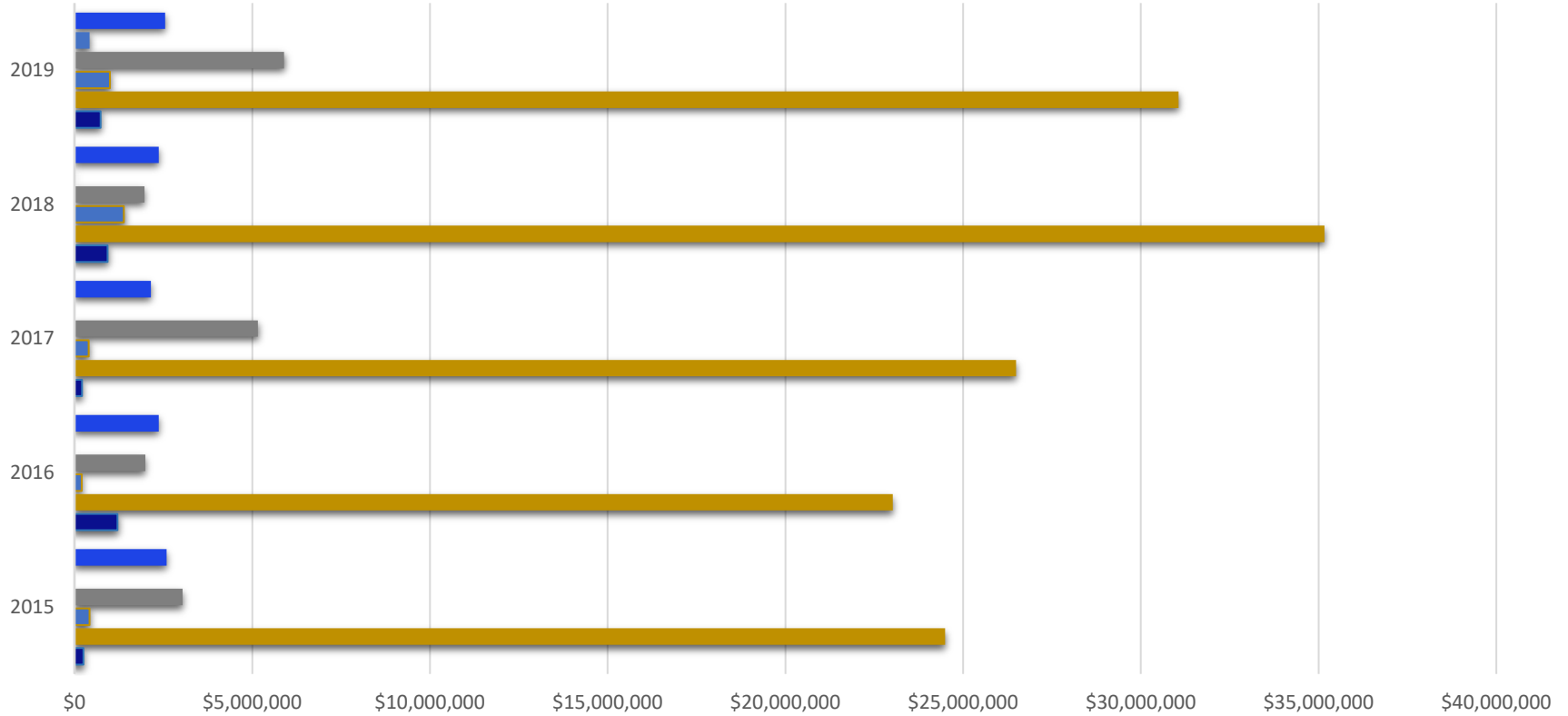


	2015	2016	2017	2018	2019
■ Total Award (Including Incoming Sub-Awards)	\$30,807,536	\$28,813,172	\$34,397,816	\$41,836,389	\$41,660,083
■ Total Incoming Sub-Awards	\$3,061,360	\$2,537,251	\$2,943,795	\$2,353,288	\$2,927,487
■ (Incoming Sub-Awards % of Total Award)	9.94%	8.81%	8.56%	5.62%	7.03%
■ Awards Processed	165	147	174	209	189

Emory College Award Results by Research Type August FY15-FY19



Emory College Award Results by Sponsored Type August FY15-FY19



	2015	2016	2017	2018	2019
■ University	\$2,594,324	\$2,372,079	\$2,150,815	\$2,365,829	\$2,551,911
■ State		\$10,000		\$21,518	\$425,385
■ Private	\$3,042,215	\$1,992,183	\$5,157,845	\$1,966,268	\$5,896,965
■ Foreign	\$425,742	\$204,707	\$395,073	\$1,387,126	\$999,007
■ Federal	\$24,493,445	\$23,022,346	\$26,485,739	\$35,166,165	\$31,056,526
■ Corporate	\$251,810	\$1,211,857	\$208,344	\$929,484	\$730,289