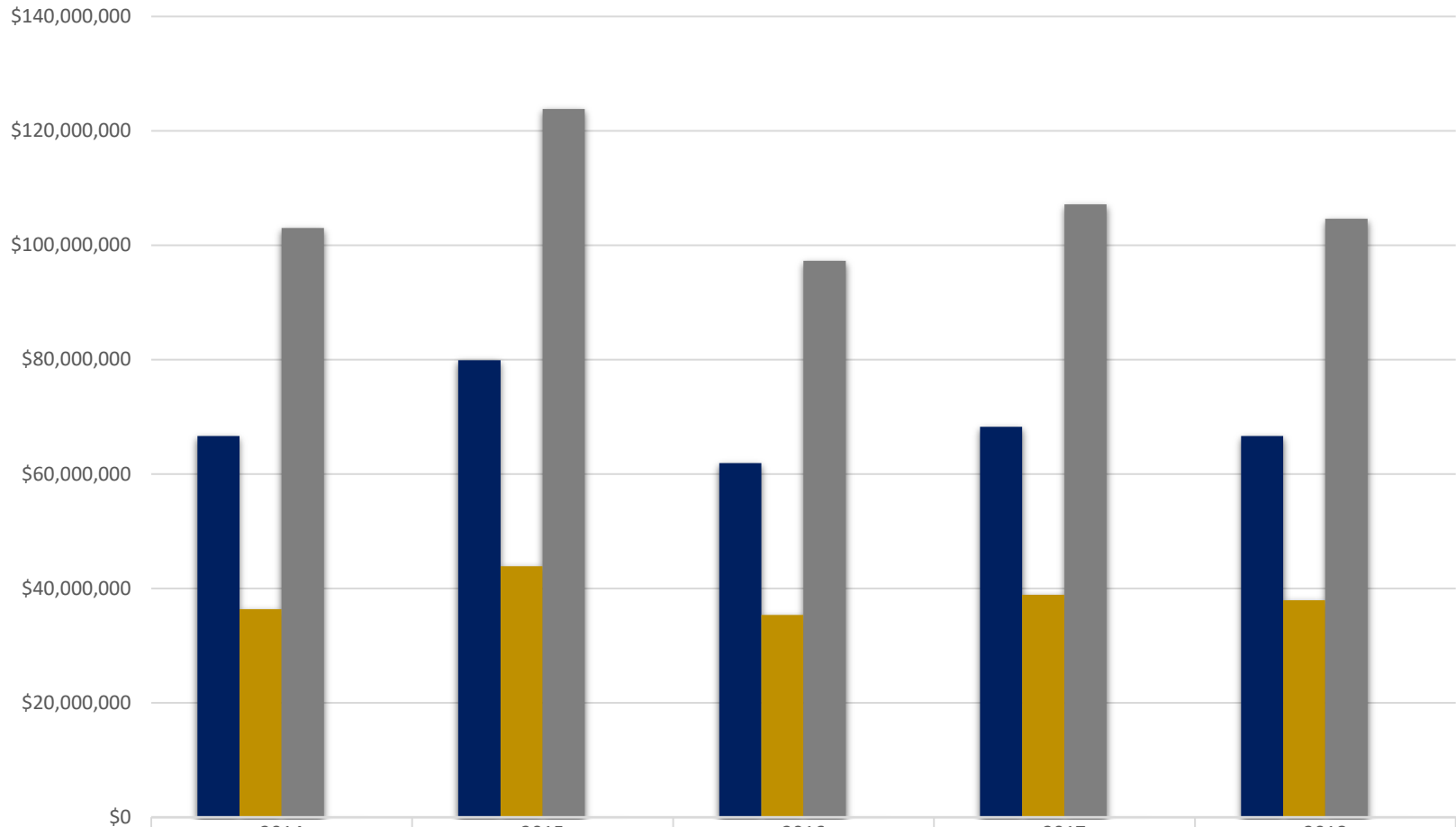


Yerkes Primate Center Proposals Submitted -Direct, Indirect and Total (\$'s) Processed August FY14-FY18

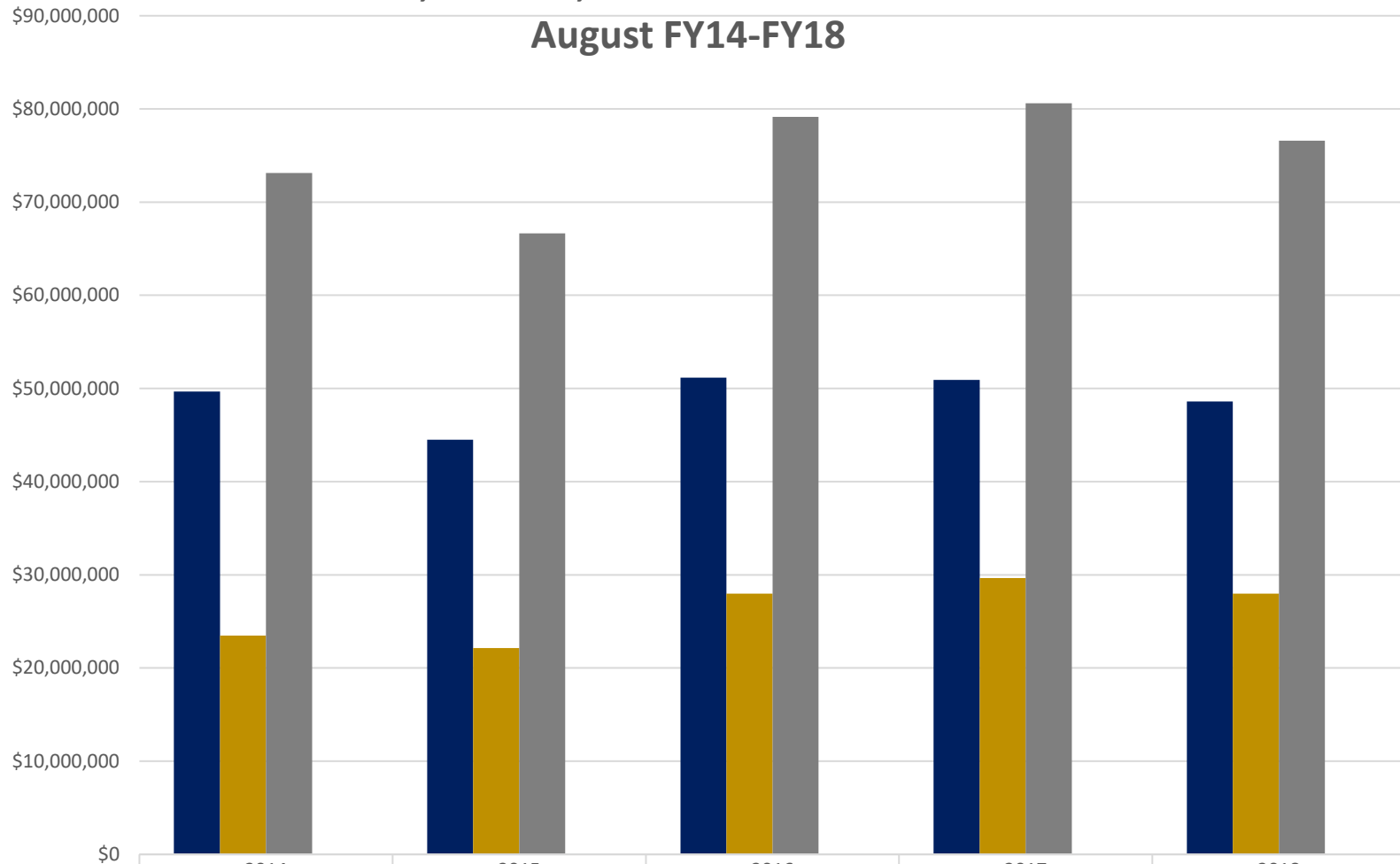


	2014	2015	2016	2017	2018
■ Direct Budget Amount	\$66,635,334	\$79,925,625	\$61,903,828	\$68,276,091	\$66,670,504
■ Indirect Budget Amount	\$36,370,957	\$43,890,697	\$35,393,405	\$38,874,449	\$37,959,652
■ Total Proposal	\$103,006,291	\$123,816,322	\$97,297,233	\$107,150,540	\$104,630,156
■ Proposals Processed Count	226	226	222	214	196

Yerkes Primate Center - Award Results

Direct, Indirect, Total and Award Processed

August FY14-FY18

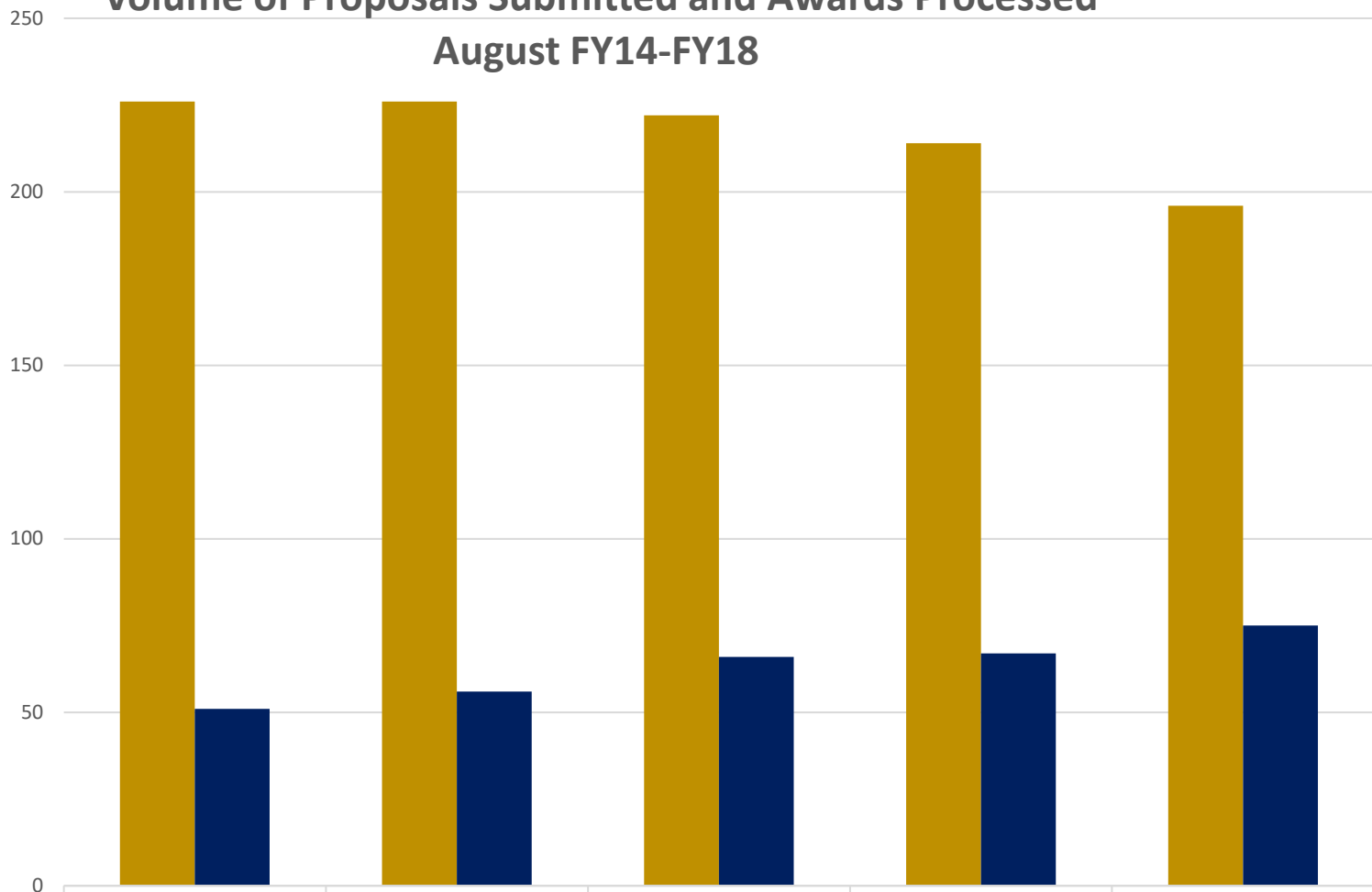


	2014	2015	2016	2017	2018
■ Direct (\$'s)	\$49,656,785	\$44,507,507	\$51,159,728	\$50,927,834	\$48,619,138
■ Indirect (\$'s)	\$23,481,009	\$22,132,651	\$27,994,673	\$29,665,794	\$27,981,539
■ Total Funding Total	\$73,137,794	\$66,640,158	\$79,154,401	\$80,593,628	\$76,600,677
■ Awards Processed	51	56	66	67	75

Yerkes Primate Center - Award Results

Volume of Proposals Submitted and Awards Processed

August FY14-FY18



■ Proposals Processed Count

■ Awards Processed

2014

2015

2016

2017

2018

226

226

222

214

196

51

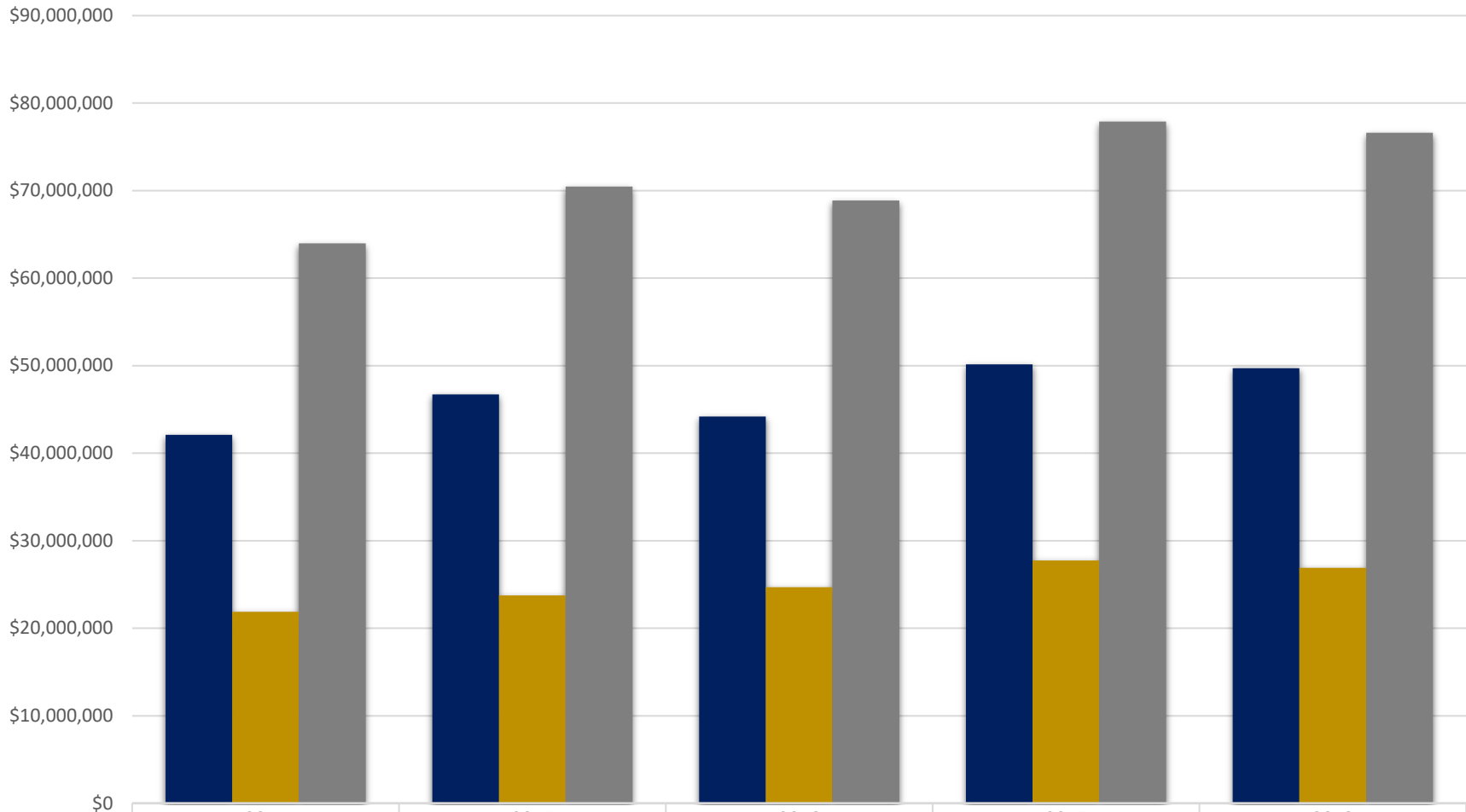
56

66

67

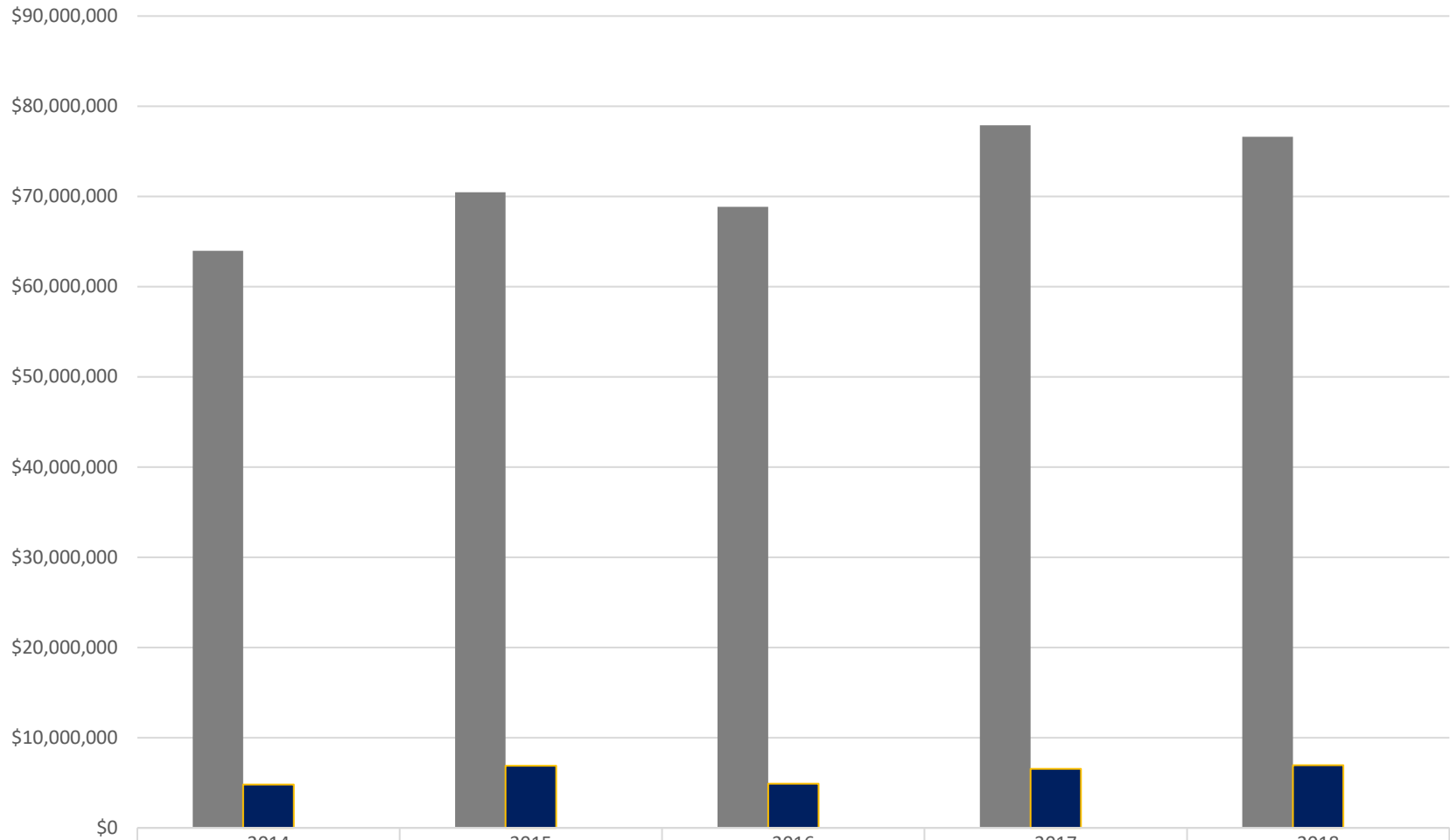
75

Yerkes Primate Center - Sponsored Research Expenditures Direct, Indirect and Total August FY14-FY18



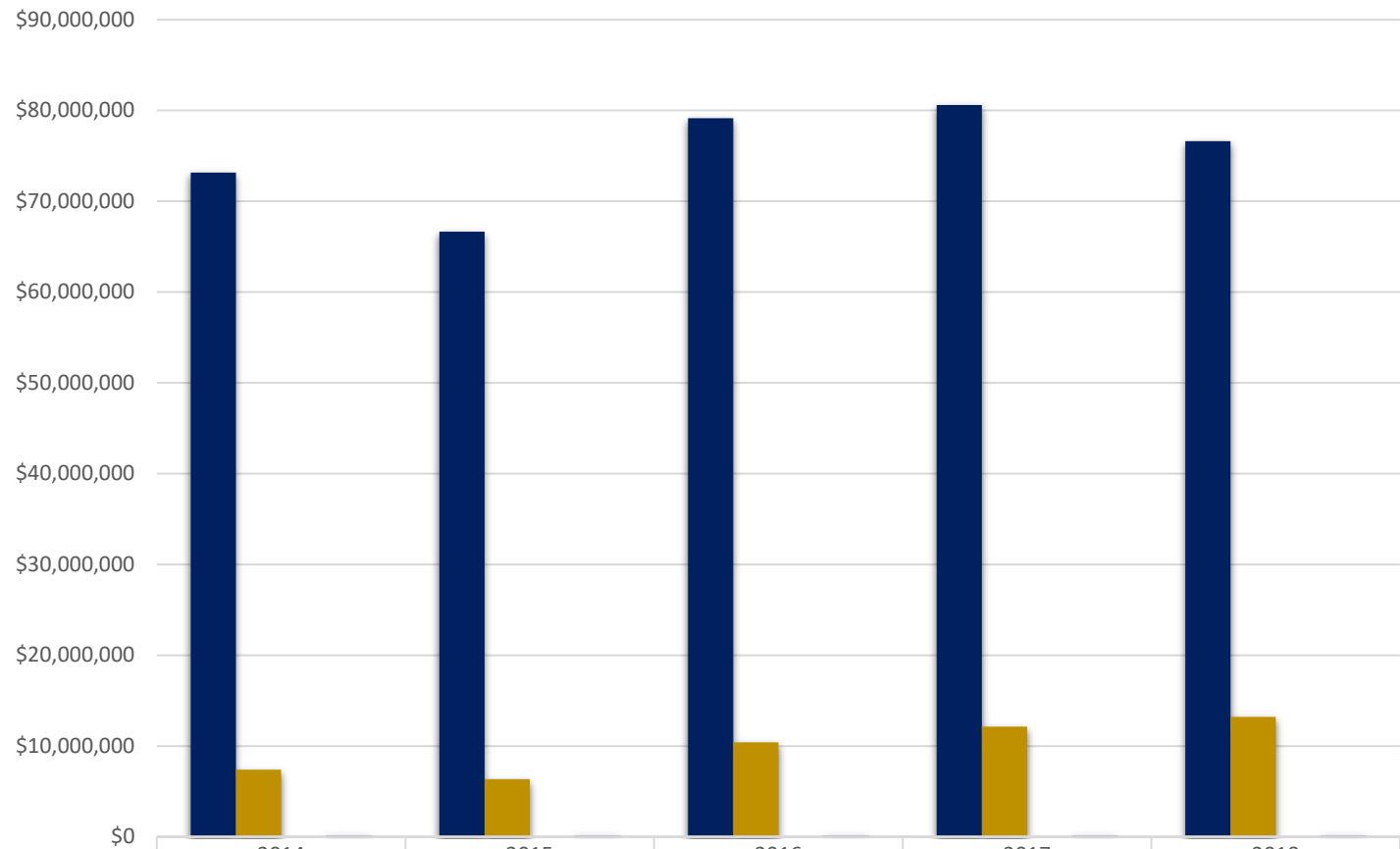
■ Direct (\$'s)	\$42,095,176	\$46,731,525	\$44,185,515	\$50,150,994	\$49,723,317
■ Indirect (\$'s)	\$21,882,742	\$23,746,337	\$24,676,337	\$27,728,979	\$26,896,606
■ Total Expenses	\$63,977,917	\$70,477,862	\$68,861,852	\$77,879,973	\$76,619,923

Yerkes Primate Center Sponsored Research Expenditures, Outgoing Sub-Awards August FY14-FY18



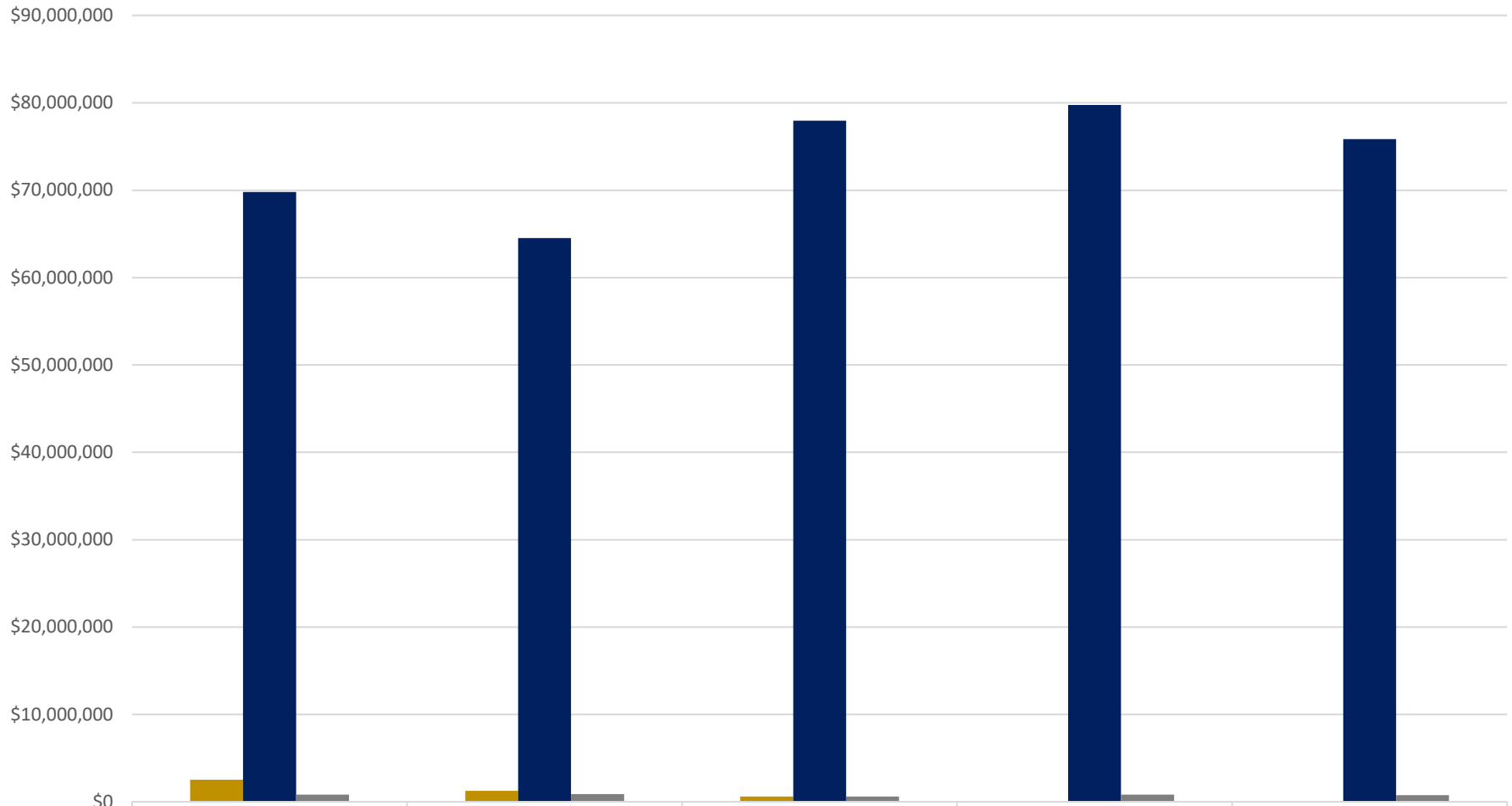
■ Total Expenses	\$63,977,917	\$70,477,862	\$68,861,852	\$77,879,973	\$76,619,923
■ Outgoing Sub-Awards	\$4,819,353	\$6,885,361	\$4,904,643	\$6,541,749	\$6,960,002
■ % of Expense Total	7.53%	9.77%	7.12%	8.40%	9.08%

Yerkes Primate Center Awards Incoming Sub-Awards Total Award Funding and Processed August FY14-FY18



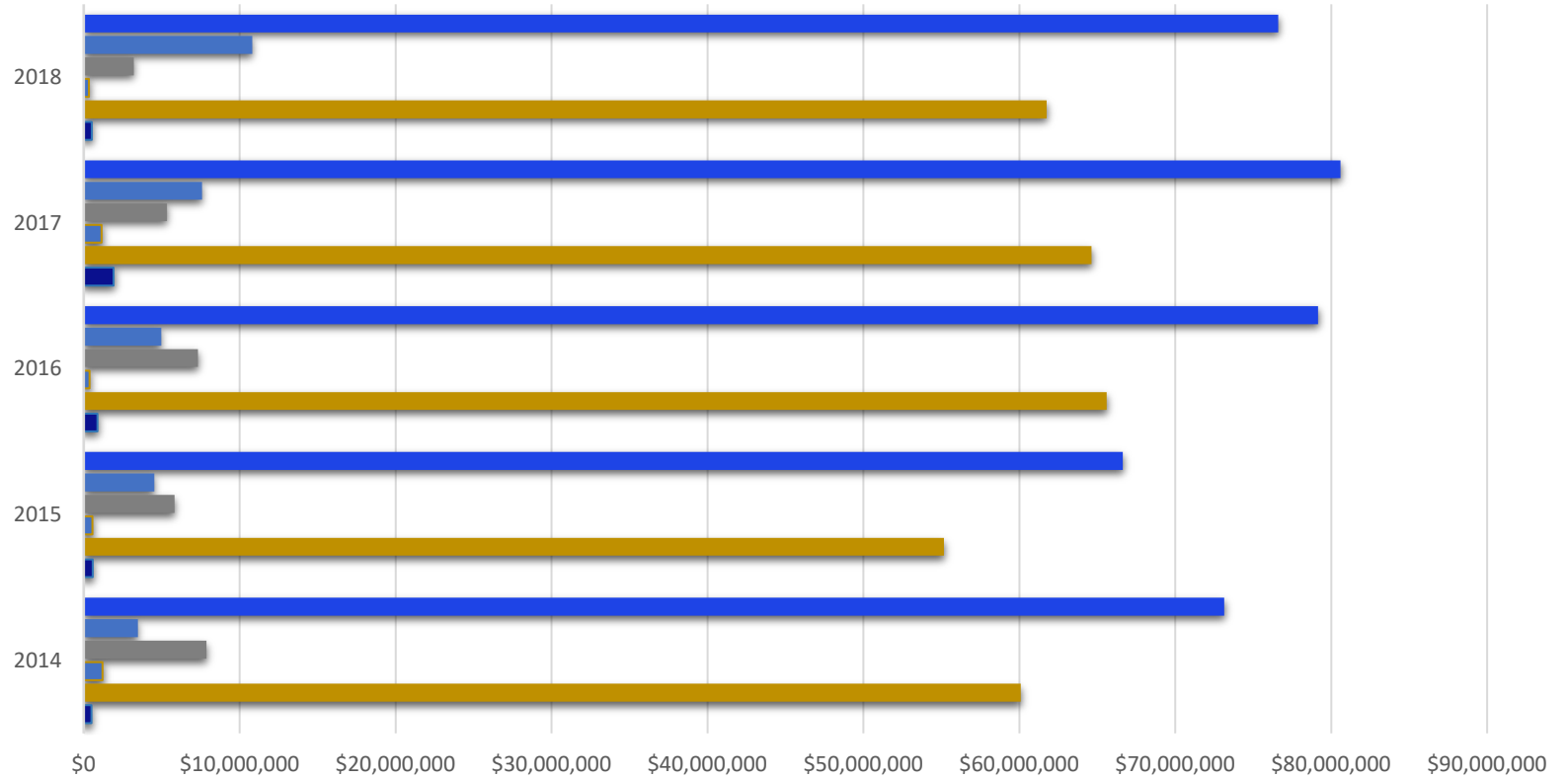
	2014	2015	2016	2017	2018
■ Total Award (Including Incoming Sub-Awards)	\$73,137,794	\$66,640,158	\$79,154,401	\$80,593,628	\$76,600,677
■ Total Incoming Sub-Awards	\$7,387,696	\$6,358,629	\$10,408,153	\$12,125,734	\$13,192,427
■ (Incoming Sub-Awards % of Total Award	10.10%	9.54%	13.15%	15.05%	17.22%
■ Awards Processed	51	56	66	67	75

Yerkes Primate Center Award Results by Research Type August FY14-FY18



	2014	2015	2016	2017	2018
Other	\$2,530,436	\$1,245,805	\$607,819	\$29,439	\$10,000
Research	\$69,794,333	\$64,524,172	\$77,958,981	\$79,753,693	\$75,847,954
Training	\$813,025	\$870,181	\$587,601	\$810,496	\$742,723

Yerkes Primate Center Award Results by Sponsored Type August FY14-FY18



	2014	2015	2016	2017	2018
■ Total Funding Total Total	\$73,137,794	\$66,640,158	\$79,154,401	\$80,593,628	\$76,600,677
■ University	\$3,469,434	\$4,521,053	\$4,978,182	\$7,591,631	\$10,799,201
■ Private	\$7,862,461	\$5,822,426	\$7,322,490	\$5,331,009	\$3,212,513
■ Foreign	\$1,207,797	\$558,725	\$365,308	\$1,133,863	\$335,081
■ Federal	\$60,093,804	\$55,157,725	\$65,602,998	\$64,621,560	\$61,741,737
■ Corporate	\$504,298	\$580,229	\$885,423	\$1,915,565	\$512,145