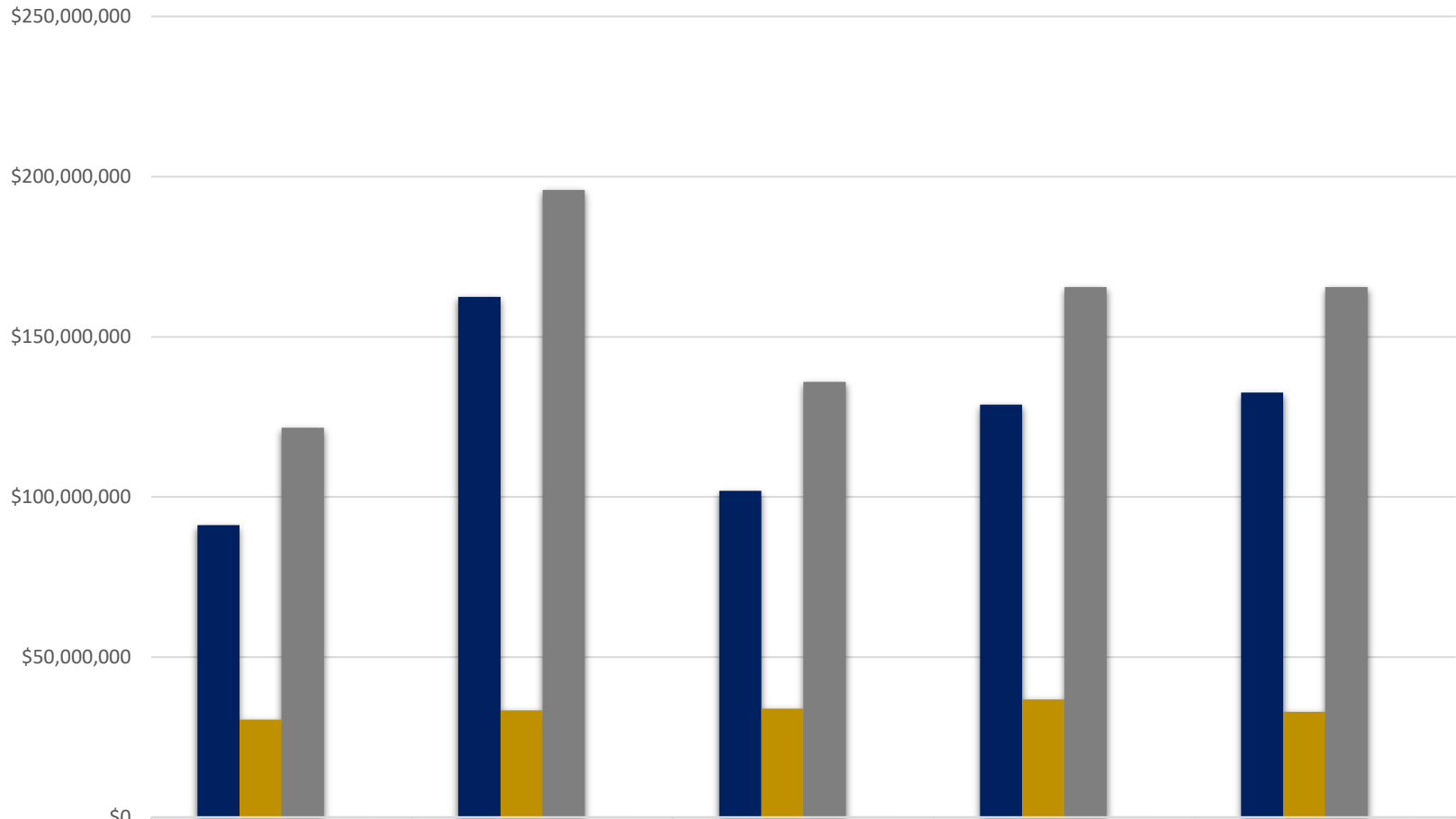


School of Public Health Proposals Submitted -Direct, Indirect and Total (\$'s) Processed August FY14-FY18

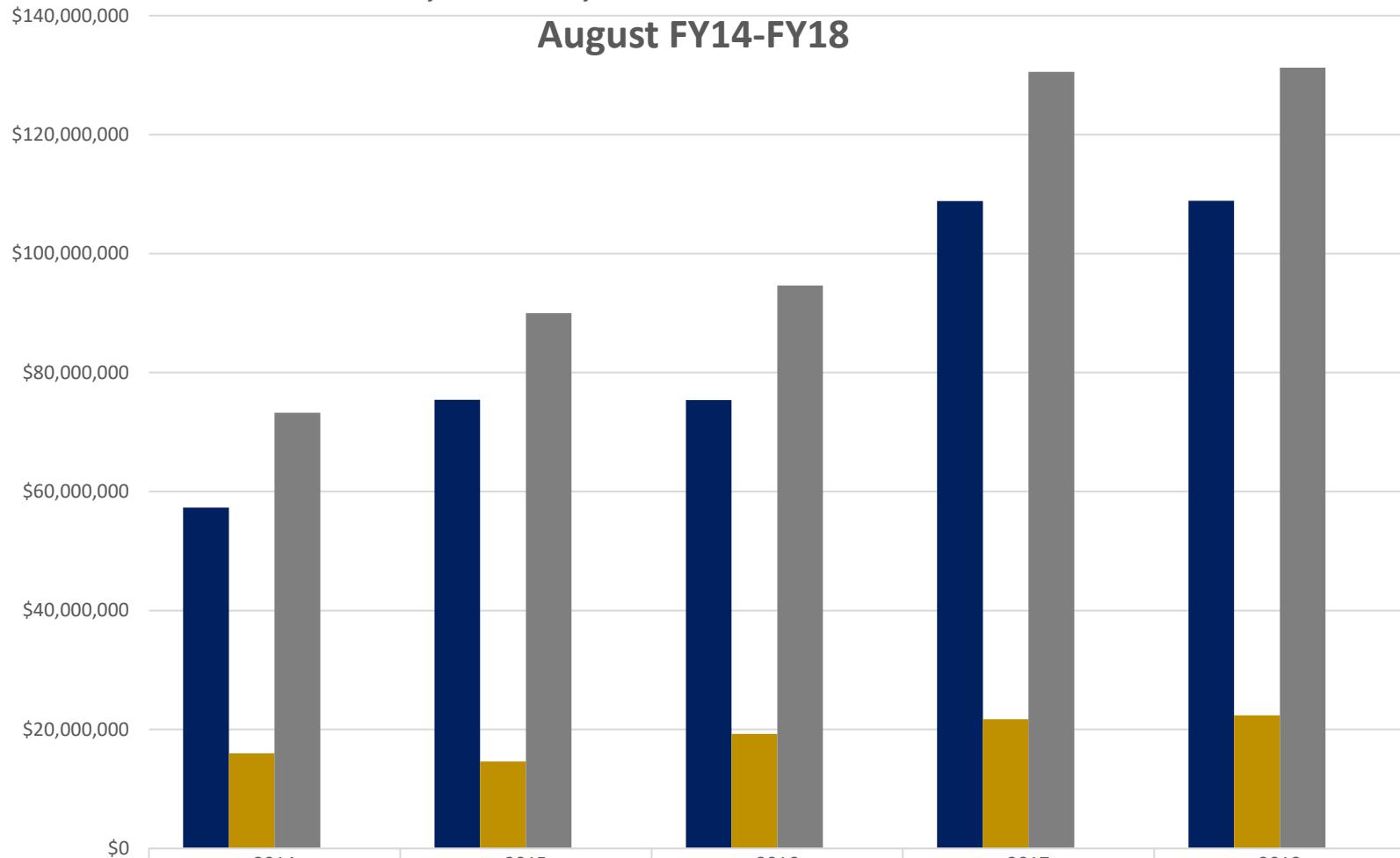


| | 2014 | 2015 | 2016 | 2017 | 2018 |
|-----------------------------|---------------|---------------|---------------|---------------|---------------|
| ■ Direct Budget Amount | \$91,196,435 | \$162,435,551 | \$101,966,397 | \$128,803,262 | \$132,564,009 |
| ■ Indirect Budget Amount | \$30,462,287 | \$33,410,962 | \$33,956,460 | \$36,769,579 | \$32,930,568 |
| ■ Total Proposal | \$121,658,722 | \$195,846,513 | \$135,922,857 | \$165,572,841 | \$165,494,577 |
| ■ Proposals Processed Count | 542 | 550 | 549 | 575 | 593 |

School of Public Health - Award Results

Direct, Indirect, Total and Award Processed

August FY14-FY18

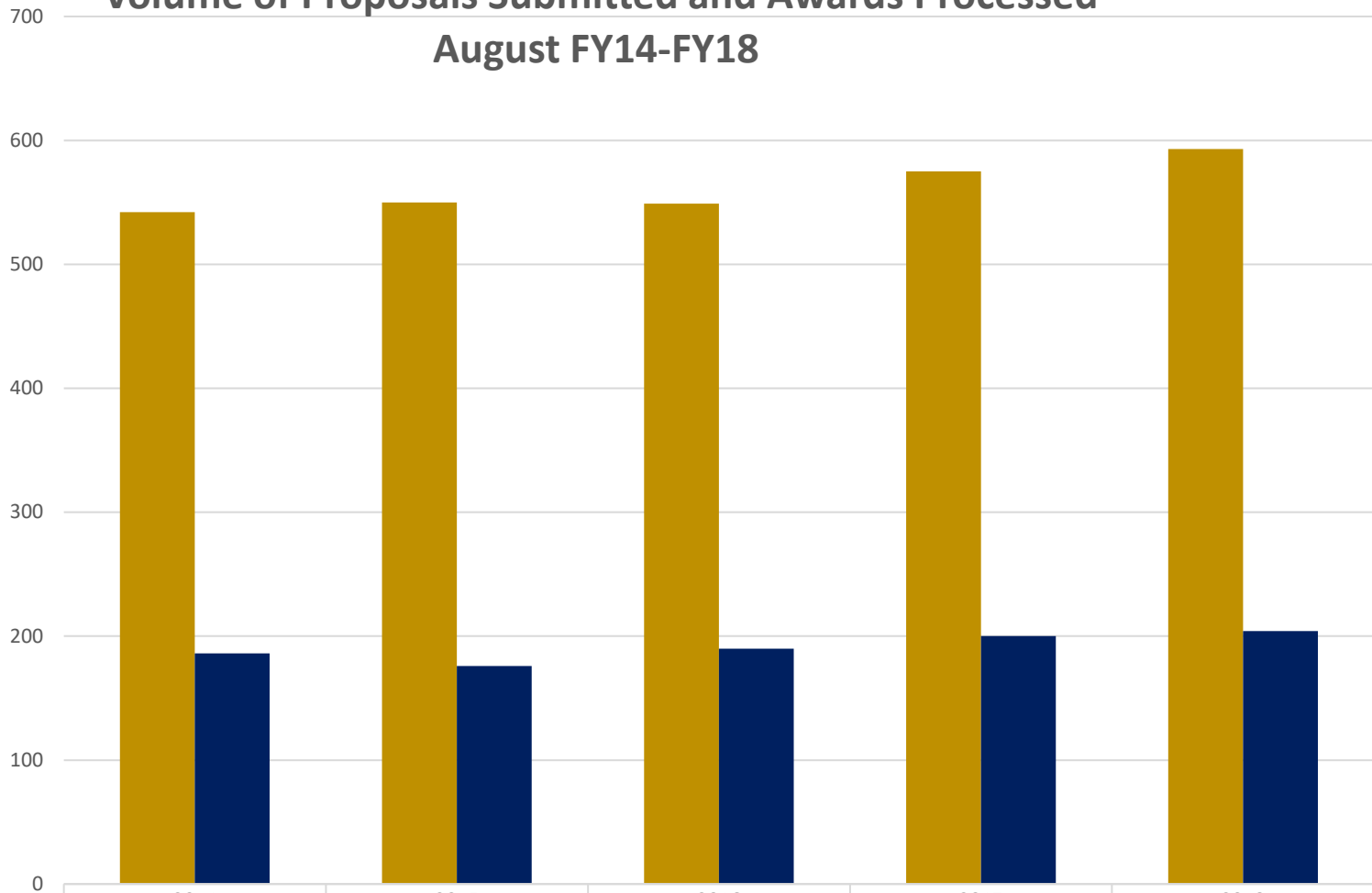


| | 2014 | 2015 | 2016 | 2017 | 2018 |
|-----------------------|--------------|--------------|--------------|---------------|---------------|
| ■ Direct (\$'s) | \$57,286,067 | \$75,399,481 | \$75,351,614 | \$108,806,493 | \$108,879,373 |
| ■ Indirect (\$'s) | \$15,975,610 | \$14,608,626 | \$19,272,917 | \$21,728,010 | \$22,386,122 |
| ■ Total Funding Total | \$73,261,677 | \$90,008,107 | \$94,624,531 | \$130,534,504 | \$131,265,495 |
| ■ Awards Processed | 186 | 176 | 190 | 200 | 204 |

School of Public Health - Award Results

Volume of Proposals Submitted and Awards Processed

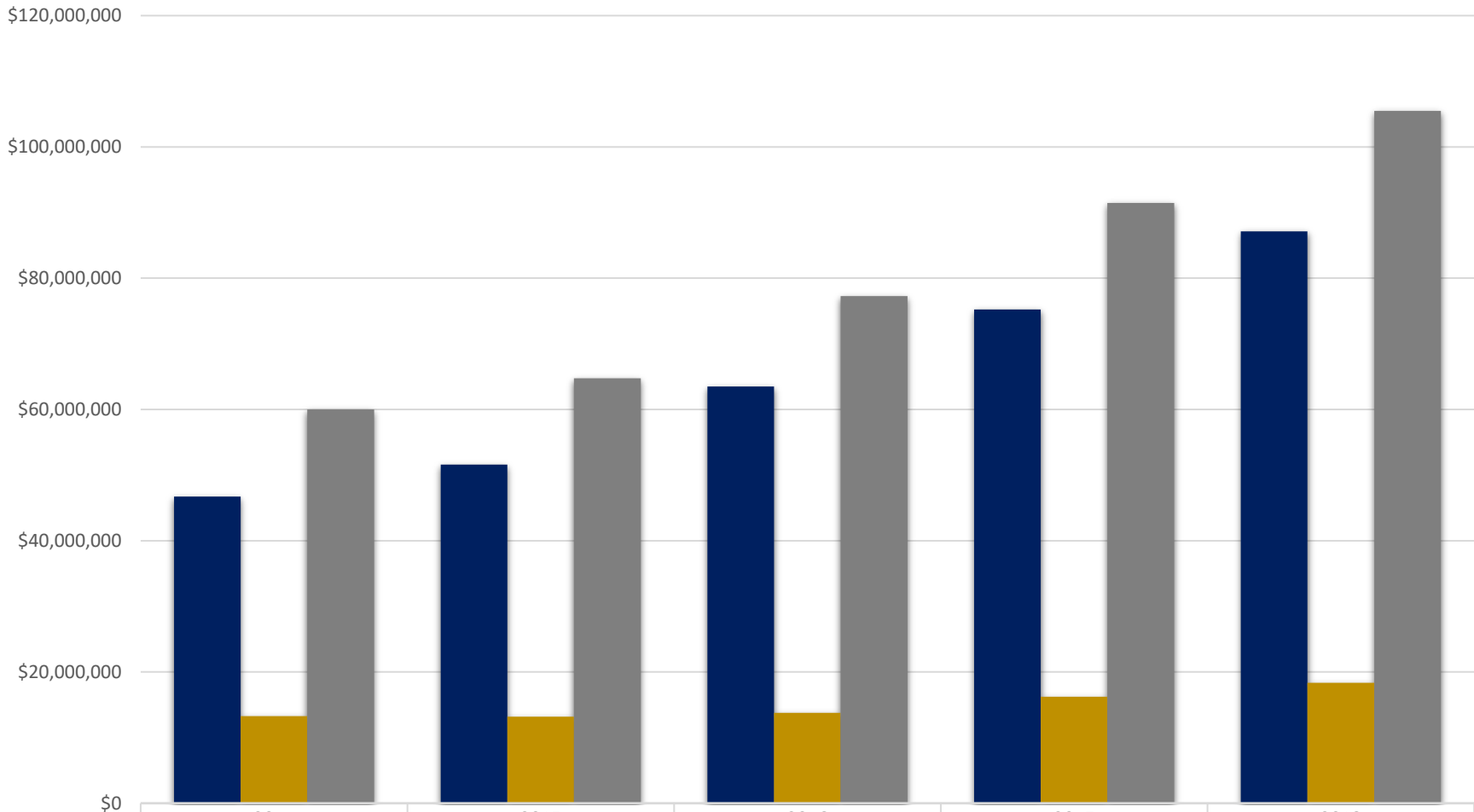
August FY14-FY18



■ Proposals Processed Count
 ■ Awards Processed

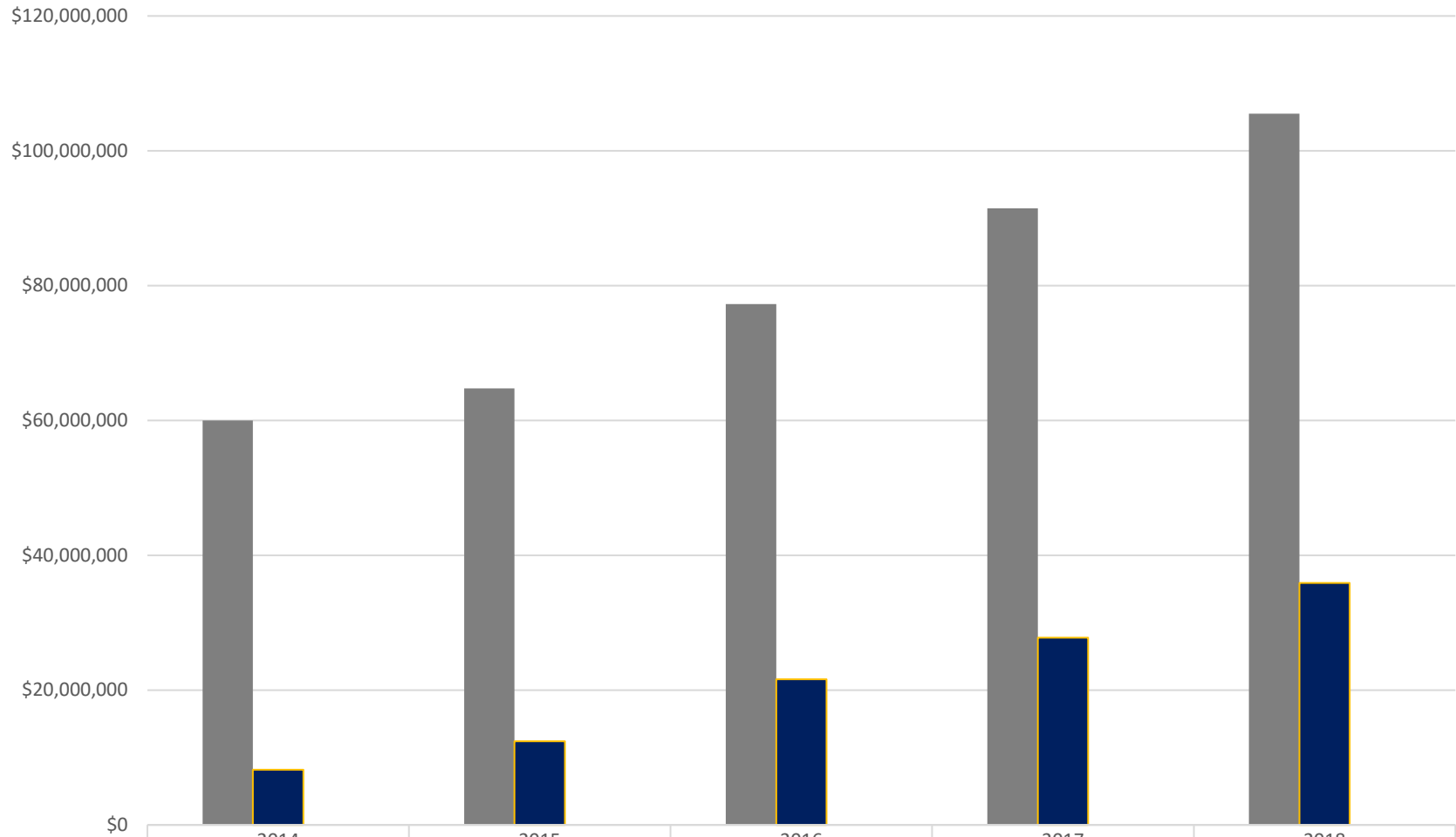
| | 2014 | 2015 | 2016 | 2017 | 2018 |
|---------------------------|------|------|------|------|------|
| Proposals Processed Count | 542 | 550 | 549 | 575 | 593 |
| Awards Processed | 186 | 176 | 190 | 200 | 204 |

School of Public Health - Sponsored Research Expenditures Direct, Indirect and Total August FY14-FY18



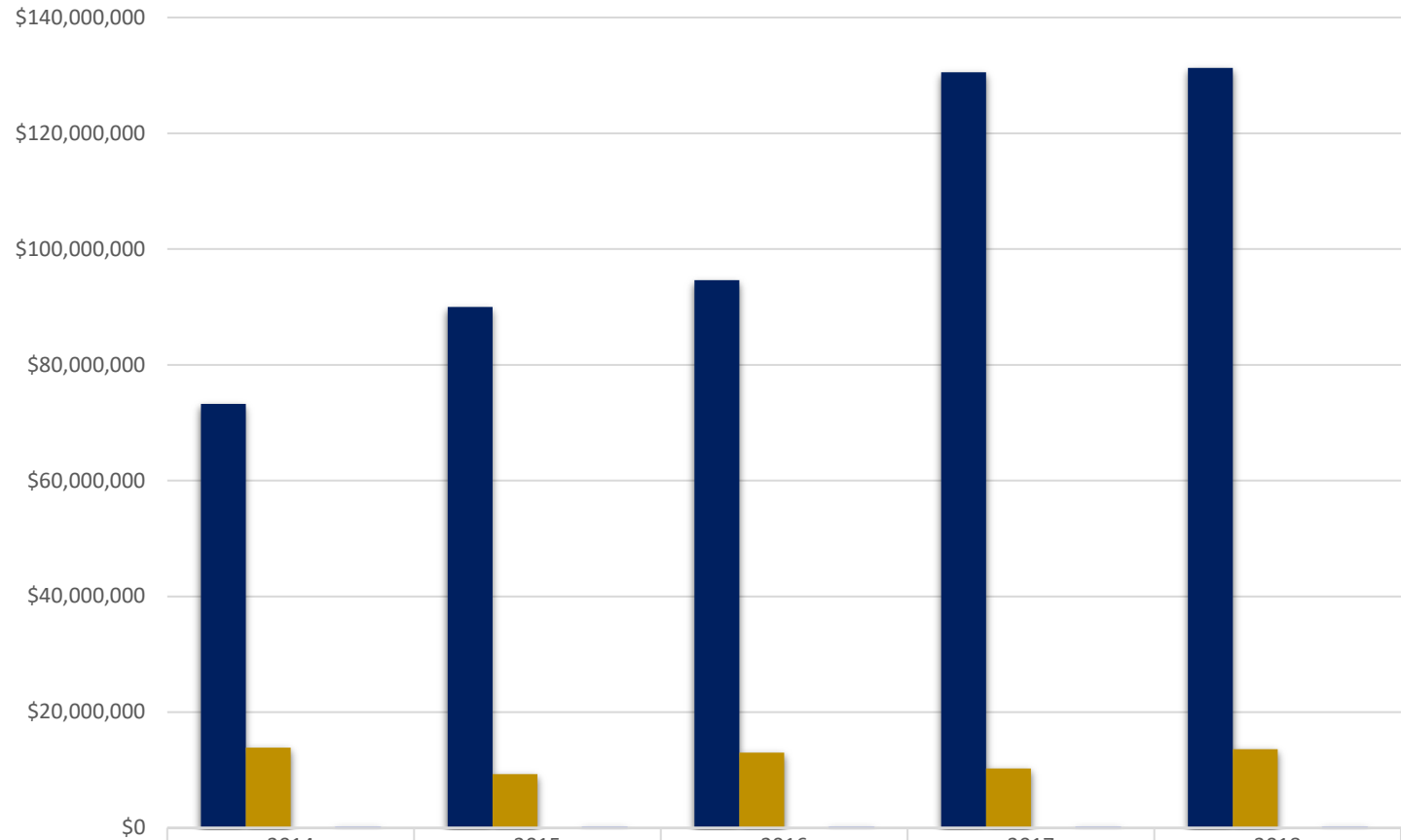
| | 2014 | 2015 | 2016 | 2017 | 2018 |
|-------------------|--------------|--------------|--------------|--------------|---------------|
| ■ Direct (\$'s) | \$46,746,749 | \$51,580,029 | \$63,493,704 | \$75,245,337 | \$87,144,410 |
| ■ Indirect (\$'s) | \$13,257,826 | \$13,179,681 | \$13,788,525 | \$16,229,904 | \$18,354,785 |
| ■ Total Expenses | \$60,004,575 | \$64,759,710 | \$77,282,229 | \$91,475,241 | \$105,499,194 |

School of Public Health Sponsored Research Expenditures, Outgoing Sub-Awards August FY14-FY18



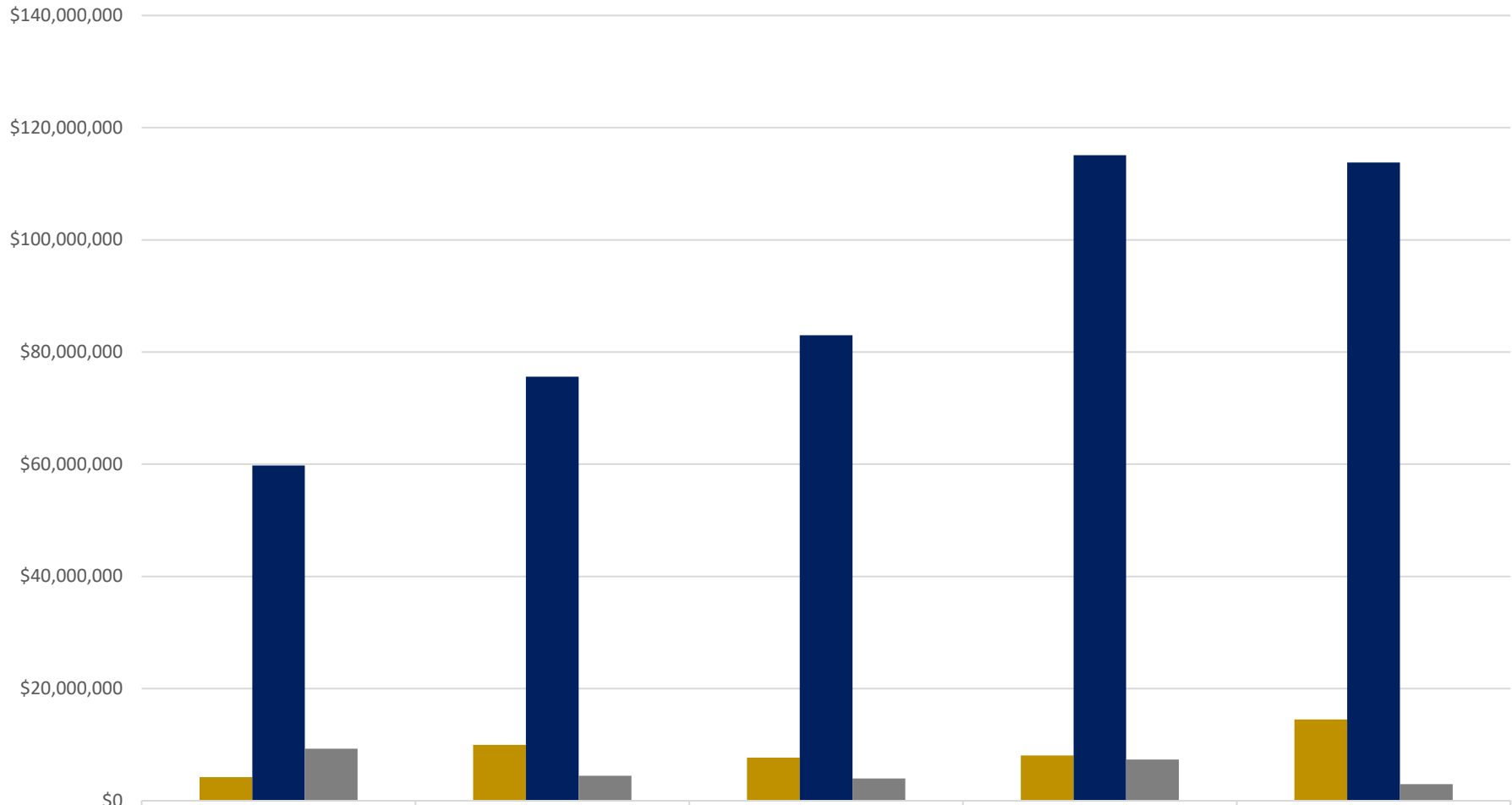
| | | | | | |
|-----------------------|--------------|--------------|--------------|--------------|---------------|
| ■ Total Expenses | \$60,004,575 | \$64,759,710 | \$77,282,229 | \$91,475,241 | \$105,499,194 |
| ■ Outgoing Sub-Awards | \$8,205,175 | \$12,395,948 | \$21,585,780 | \$27,763,939 | \$35,881,423 |
| ■ % of Expense Total | 13.67% | 19.14% | 27.93% | 30.35% | 34.01% |

School of Public Health Awards Incoming Sub-Awards Total Award Funding and Processed August FY14-FY18



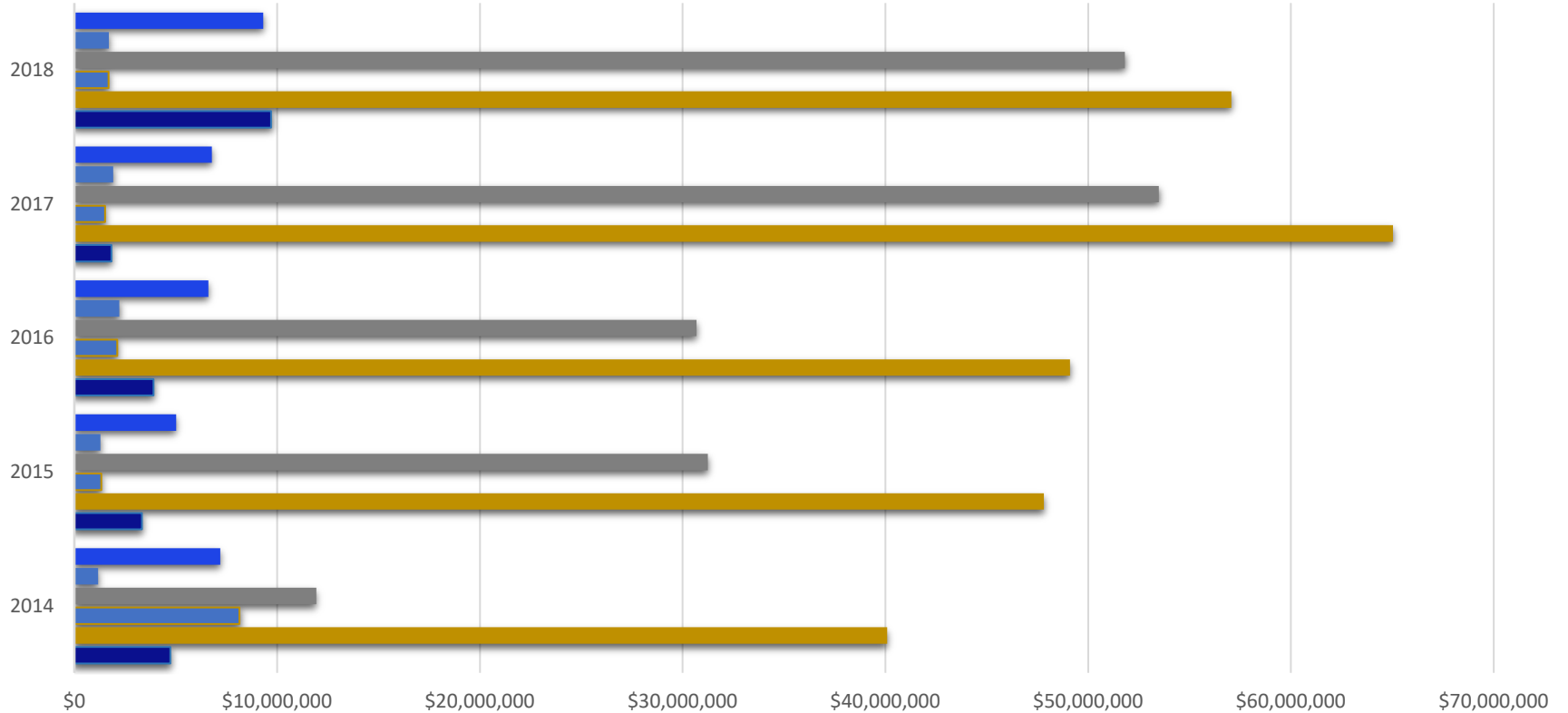
| | 2014 | 2015 | 2016 | 2017 | 2018 |
|---|--------------|--------------|--------------|---------------|---------------|
| ■ Total Award (Including Incoming Sub-Awards) | \$73,261,677 | \$90,008,107 | \$94,624,531 | \$130,534,504 | \$131,265,495 |
| ■ Total Incoming Sub-Awards | \$13,887,384 | \$9,268,581 | \$13,019,112 | \$10,282,243 | \$13,605,321 |
| ■ (Incoming Sub-Awards % of Total Award) | 18.96% | 10.30% | 13.76% | 7.88% | 10.36% |
| ■ Awards Processed | 186 | 176 | 190 | 200 | 204 |

School of Public Health Award Results by Research Type August FY14-FY18



| | 2014 | 2015 | 2016 | 2017 | 2018 |
|----------|--------------|--------------|--------------|---------------|---------------|
| Other | \$4,231,663 | \$9,946,710 | \$7,680,242 | \$8,087,190 | \$14,517,457 |
| Research | \$59,754,680 | \$75,612,340 | \$82,981,386 | \$115,085,251 | \$113,780,599 |
| Training | \$9,275,334 | \$4,449,057 | \$3,962,903 | \$7,362,063 | \$2,967,439 |

School of Public Health Award Results by Sponsored Type August FY14-FY18



| | 2014 | 2015 | 2016 | 2017 | 2018 |
|--------------|--------------|--------------|--------------|--------------|--------------|
| ■ University | \$7,191,671 | \$5,013,070 | \$6,610,712 | \$6,778,248 | \$9,308,416 |
| ■ State | \$1,167,613 | \$1,277,431 | \$2,218,336 | \$1,910,924 | \$1,702,377 |
| ■ Private | \$11,936,871 | \$31,236,616 | \$30,681,402 | \$53,479,611 | \$51,806,068 |
| ■ Foreign | \$8,146,954 | \$1,329,864 | \$2,119,216 | \$1,517,453 | \$1,691,720 |
| ■ Federal | \$40,080,716 | \$47,817,956 | \$49,096,081 | \$65,026,997 | \$57,060,916 |
| ■ Corporate | \$4,737,852 | \$3,333,170 | \$3,898,784 | \$1,821,272 | \$9,695,997 |