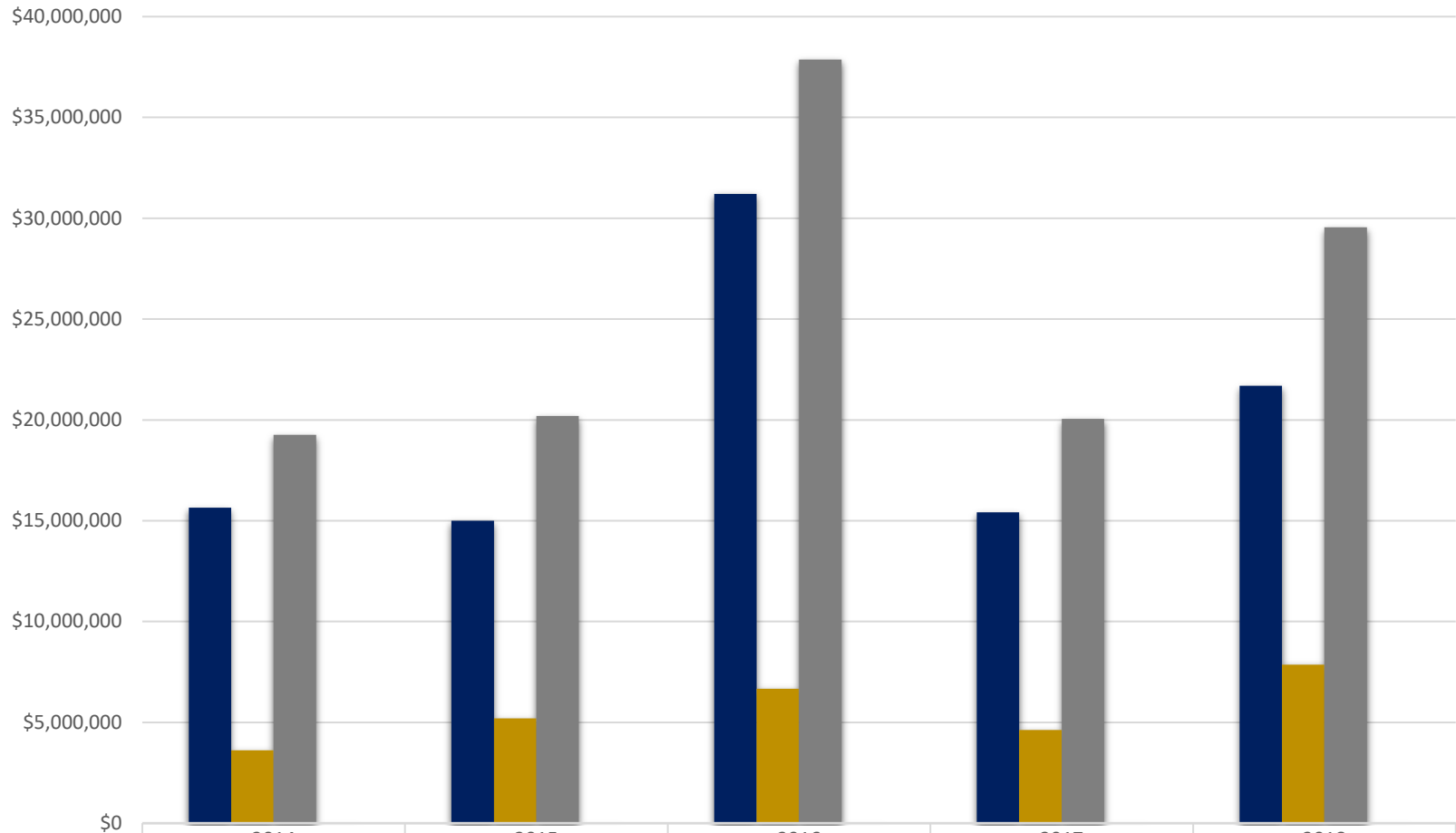


School of Nursing Proposals Submitted -Direct, Indirect and Total (\$'s) Processed August FY14-FY18

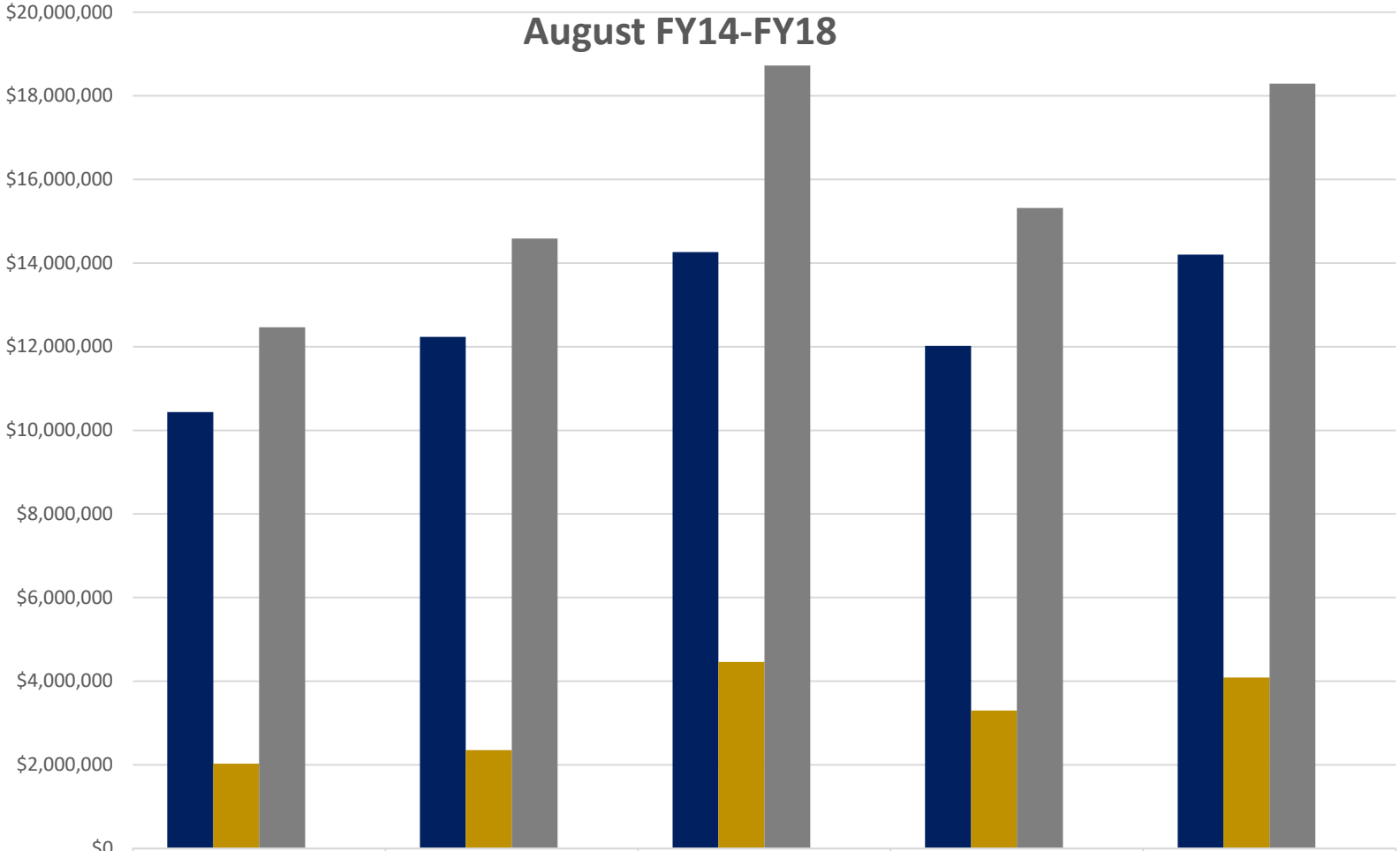


	2014	2015	2016	2017	2018
■ Direct Budget Amount	\$15,649,297	\$15,005,323	\$31,204,154	\$15,423,541	\$21,697,726
■ Indirect Budget Amount	\$3,615,564	\$5,195,069	\$6,668,440	\$4,626,208	\$7,855,878
■ Total Proposal	\$19,264,861	\$20,200,392	\$37,872,594	\$20,049,749	\$29,553,604
■ Proposals Processed Count	106	103	105	100	129

School of Nursing - Award Results

Direct, Indirect, Total and Award Processed

August FY14-FY18

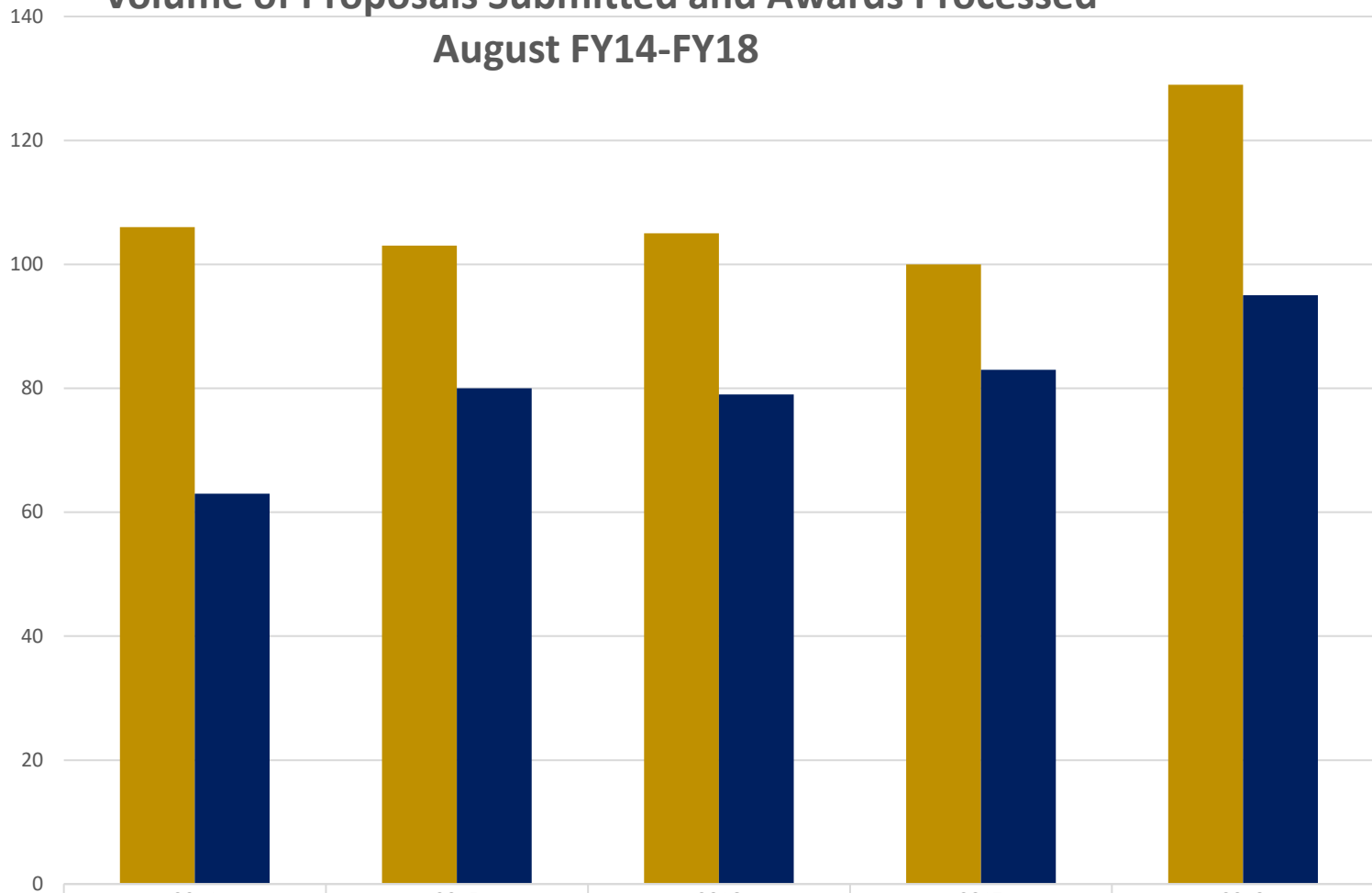


	2014	2015	2016	2017	2018
■ Direct (\$'s)	\$10,437,498	\$12,234,004	\$14,265,281	\$12,017,158	\$14,201,149
■ Indirect (\$'s)	\$2,029,200	\$2,353,686	\$4,459,502	\$3,298,018	\$4,090,294
■ Total Funding Total	\$12,466,698	\$14,587,690	\$18,724,783	\$15,315,175	\$18,291,443
■ Awards Processed	63	80	79	83	95

School of Nursing - Award Results

Volume of Proposals Submitted and Awards Processed

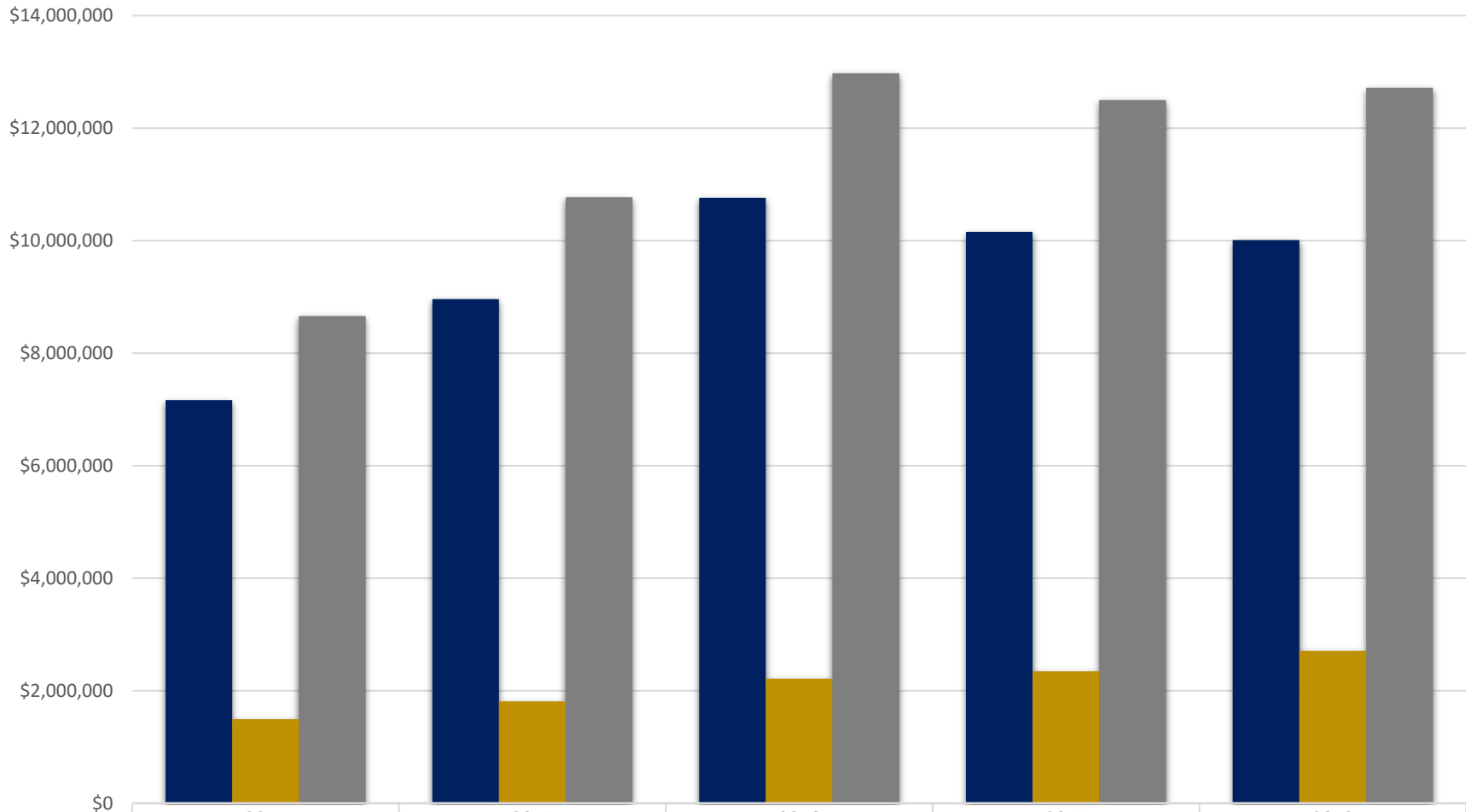
August FY14-FY18



■ Proposals Processed Count
■ Awards Processed

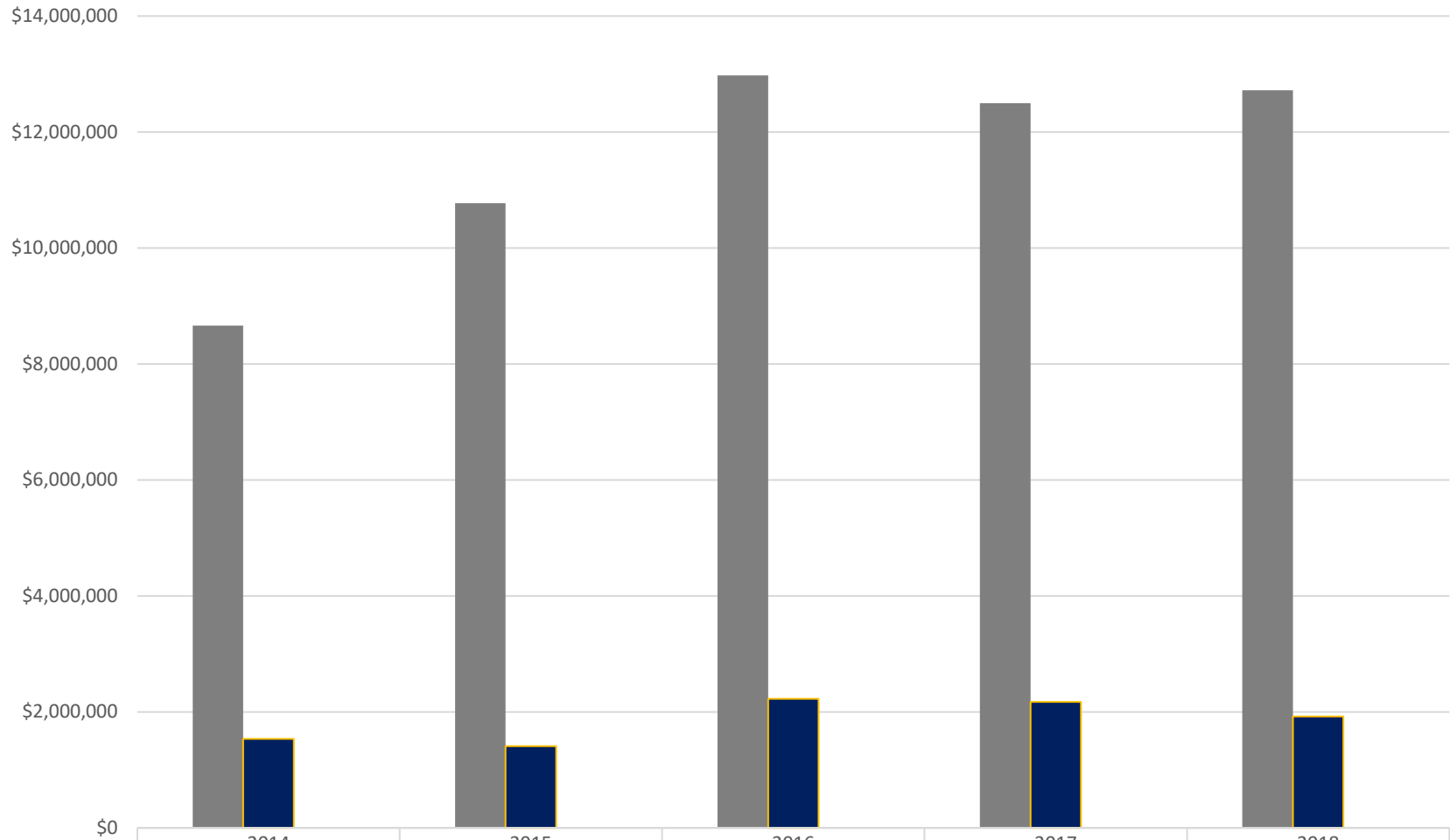
	2014	2015	2016	2017	2018
Proposals Processed Count	106	103	105	100	129
Awards Processed	63	80	79	83	95

School of Nursing - Sponsored Research Expenditures Direct, Indirect and Total August FY14-FY18



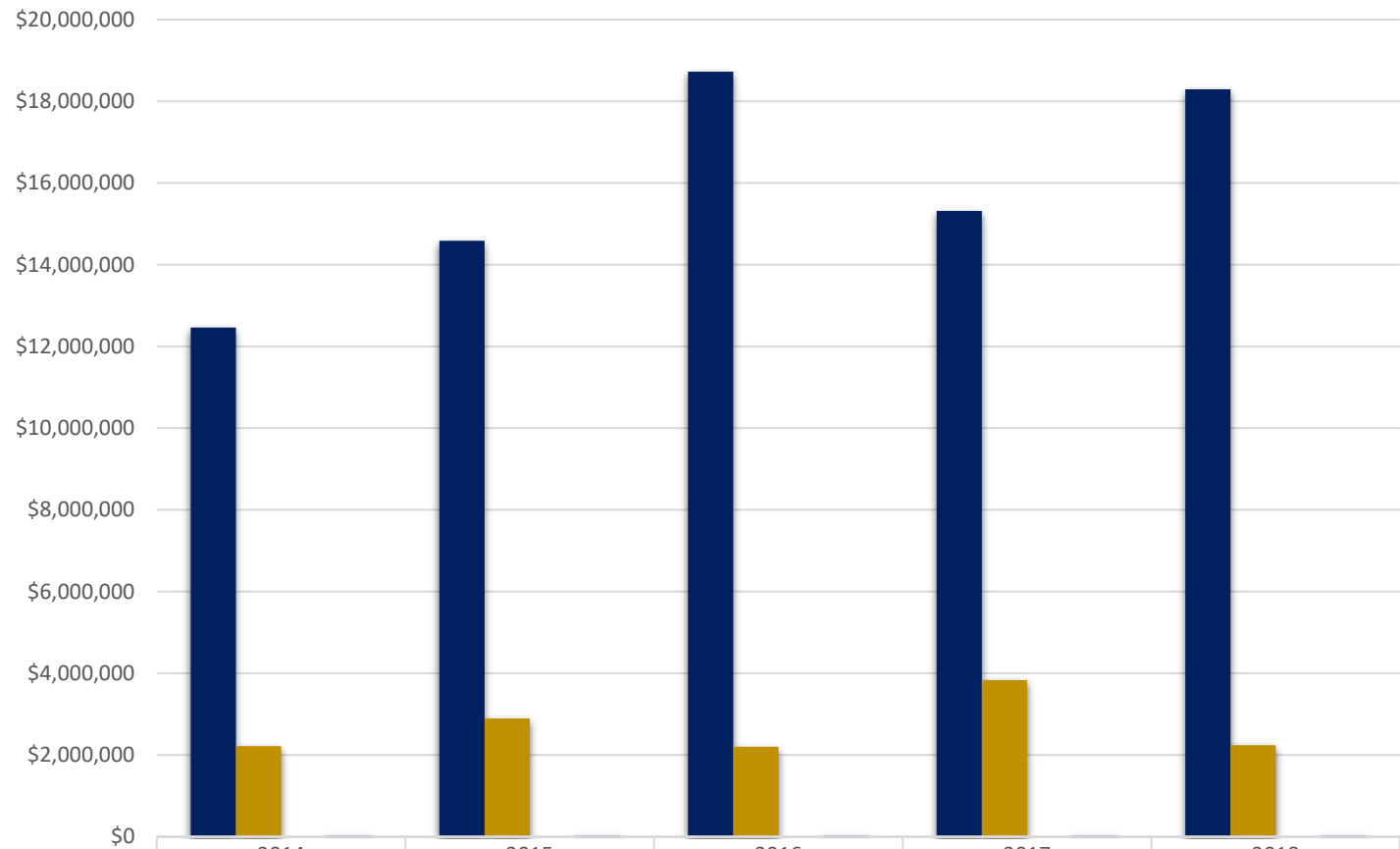
■ Direct (\$'s)	\$7,163,812	\$8,962,115	\$10,763,626	\$10,153,672	\$10,010,775
■ Indirect (\$'s)	\$1,495,370	\$1,810,279	\$2,213,097	\$2,346,156	\$2,708,387
■ Total Expenses	\$8,659,182	\$10,772,394	\$12,976,723	\$12,499,827	\$12,719,162

School of Nursing Sponsored Research Expenditures, Outgoing Sub-Awards August FY14-FY18



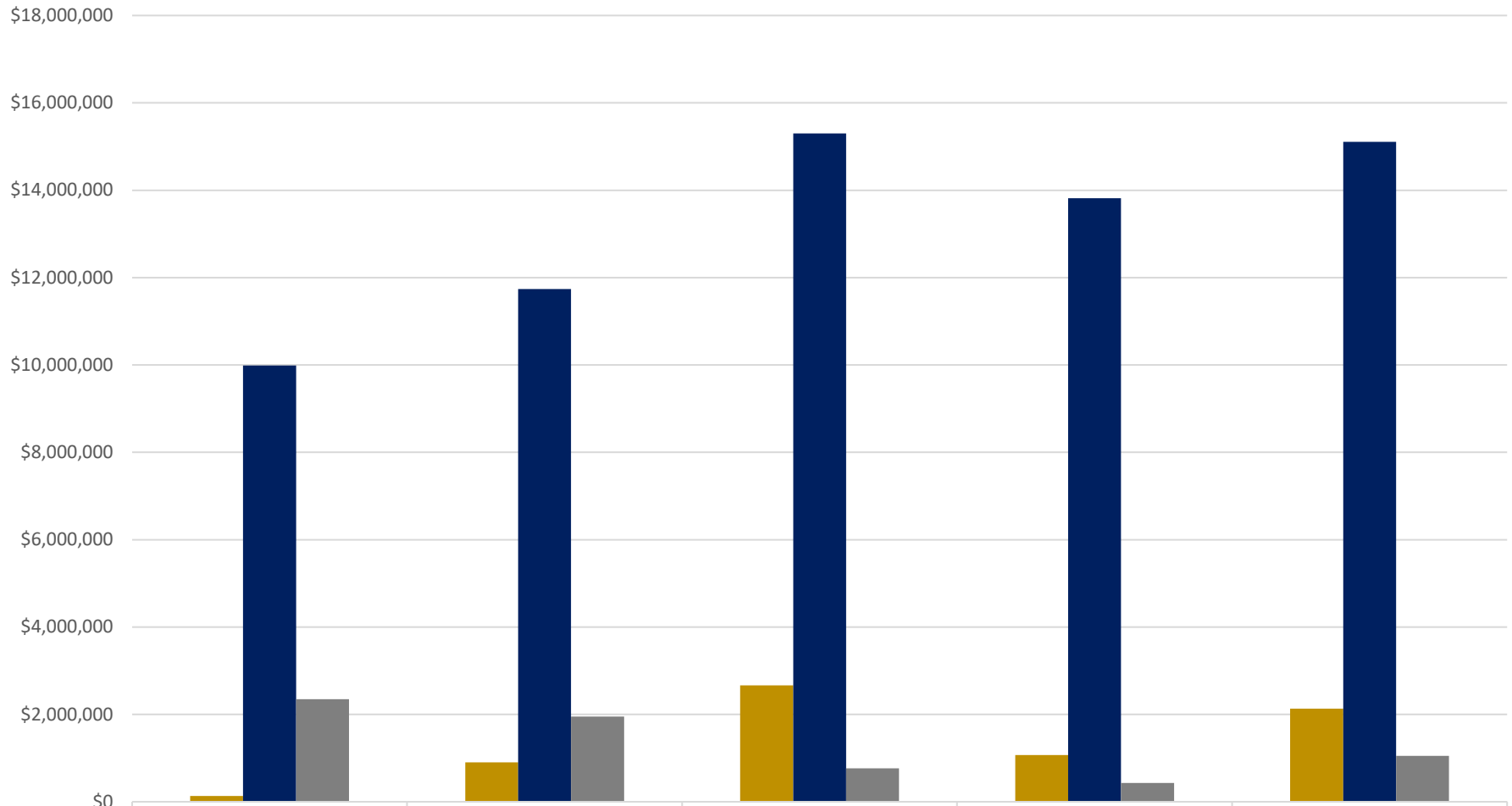
■ Total Expenses	\$8,659,182	\$10,772,394	\$12,976,723	\$12,499,827	\$12,719,162
■ Outgoing Sub-Awards	\$1,536,535	\$1,409,762	\$2,225,254	\$2,172,002	\$1,922,104
■ % of Expense Total	17.74%	13.09%	17.15%	17.38%	15.11%

School of Nursing Awards Incoming Sub-Awards Total Award Funding and Processed August FY14-FY18



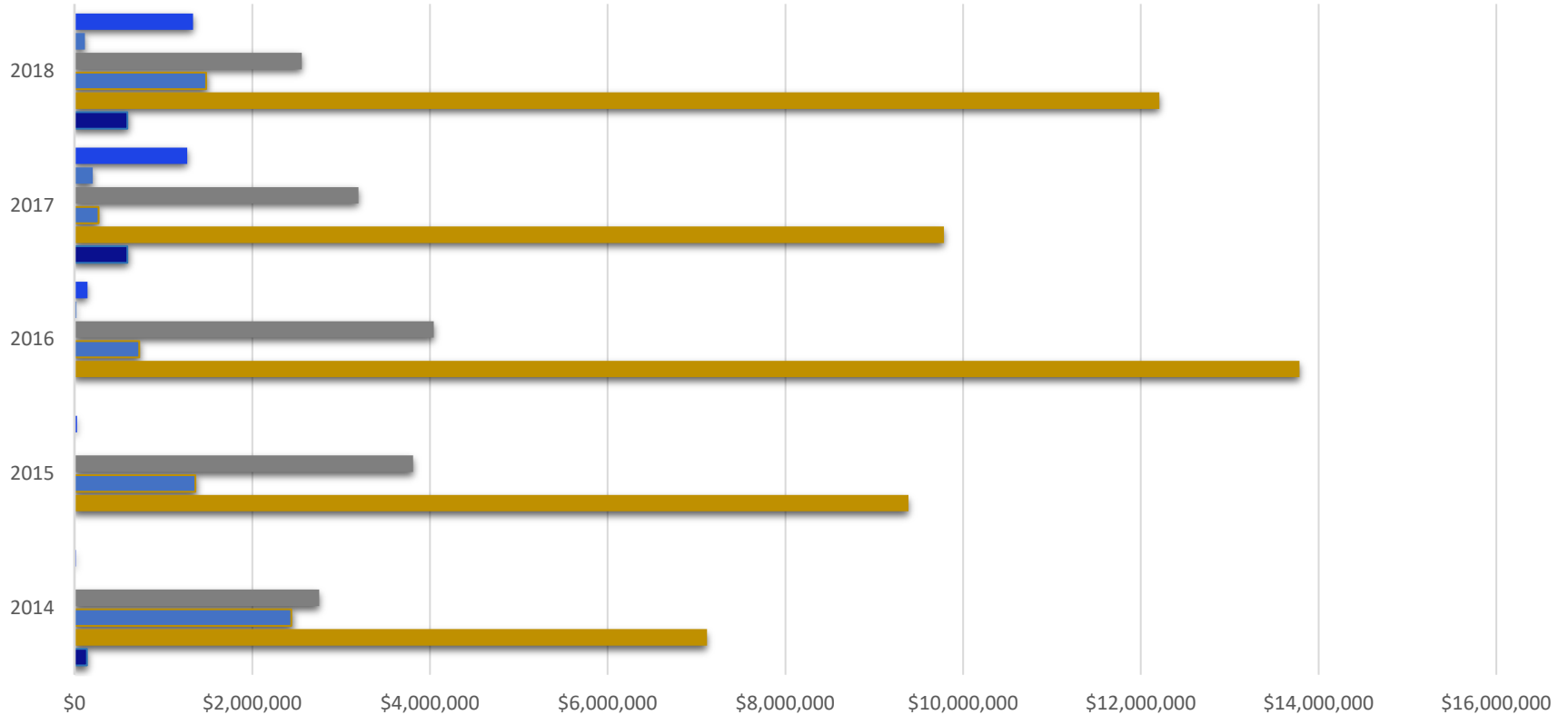
	2014	2015	2016	2017	2018
■ Total Award (Including Incoming Sub-Awards)	\$12,466,698	\$14,587,690	\$18,724,783	\$15,315,175	\$18,291,443
■ Total Incoming Sub-Awards	\$2,219,343	\$2,892,862	\$2,205,068	\$3,834,612	\$2,245,305
■ (Incoming Sub-Awards % of Total Award	17.80%	19.83%	11.78%	25.04%	12.28%
■ Awards Processed	63	80	79	83	95

School of Nursing Award Results by Research Type August FY14-FY18



	2014	2015	2016	2017	2018
Other	\$133,655	\$900,535	\$2,662,105	\$1,069,432	\$2,133,779
Research	\$9,985,053	\$11,736,292	\$15,300,065	\$13,815,392	\$15,107,129
Training	\$2,347,990	\$1,950,863	\$762,613	\$430,351	\$1,050,535

School of Nursing Award Results by Sponsored Type August FY14-FY18



	2014	2015	2016	2017	2018
■ University	\$14,990	\$29,990	\$145,380	\$1,267,034	\$1,332,292
■ State			\$21,538	\$204,158	\$116,127
■ Private	\$2,755,148	\$3,810,622	\$4,043,241	\$3,194,327	\$2,558,623
■ Foreign	\$2,438,143	\$1,361,488	\$729,032	\$271,893	\$1,479,904
■ Federal	\$7,118,212	\$9,385,590	\$13,785,592	\$9,782,763	\$12,209,497
■ Corporate	\$140,205			\$595,000	\$595,000