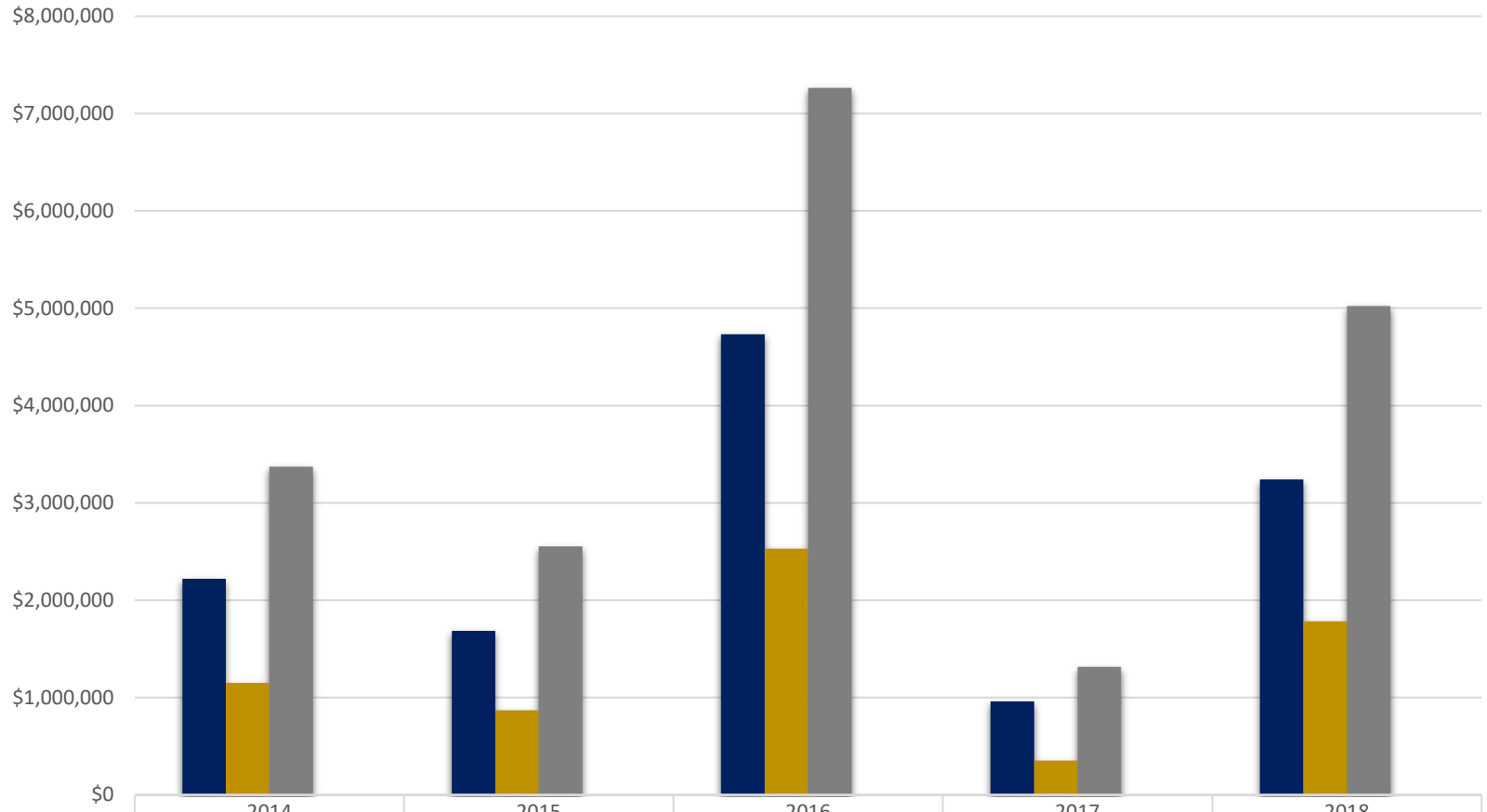


EVP-Health Affairs Proposals Submitted -Direct, Indirect and Total (\$'s) Processed August FY14-FY18

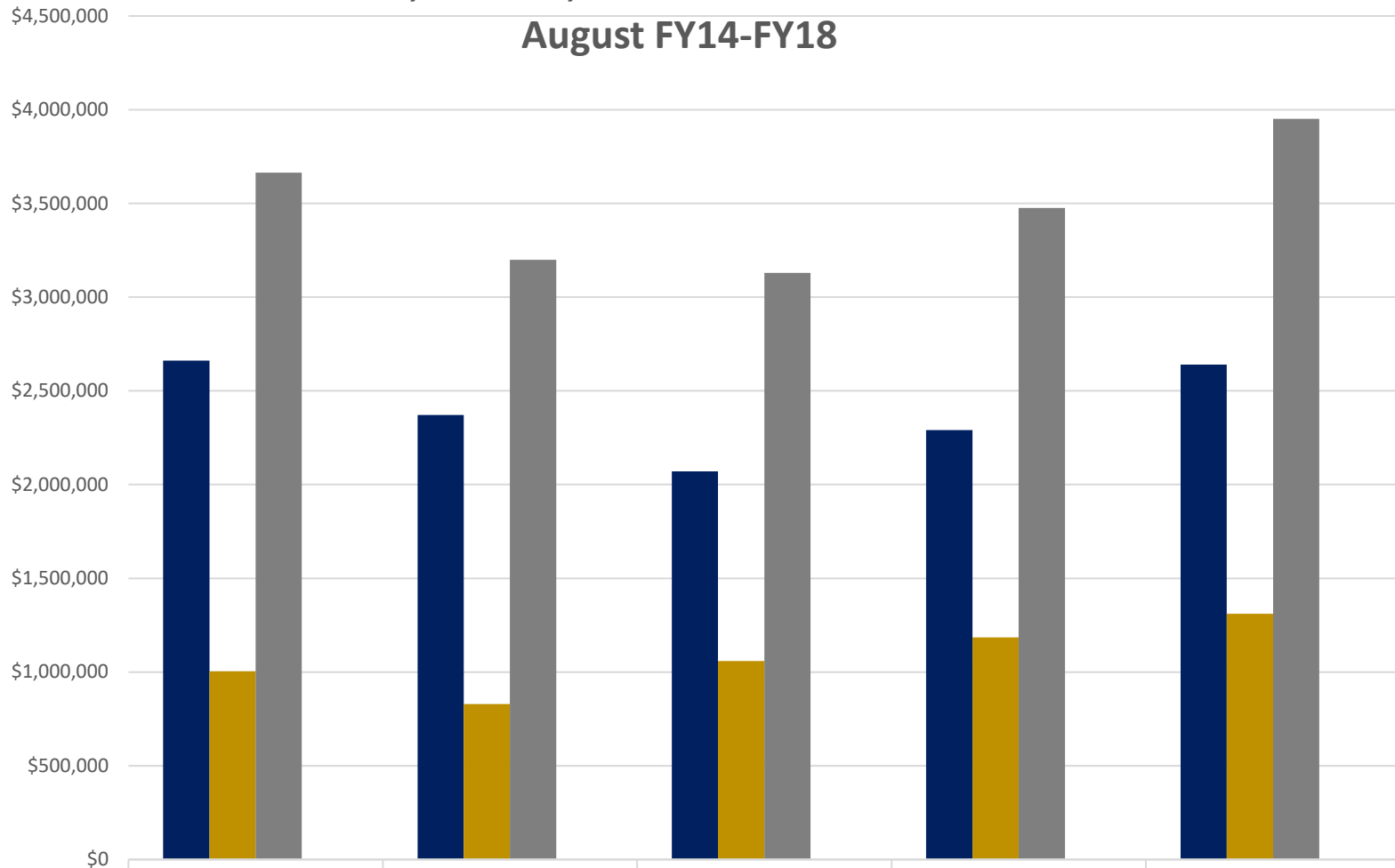


| | 2014 | 2015 | 2016 | 2017 | 2018 |
|-----------------------------|-------------|-------------|-------------|-------------|-------------|
| ■ Direct Budget Amount | \$2,220,419 | \$1,684,429 | \$4,733,121 | \$961,695 | \$3,240,665 |
| ■ Indirect Budget Amount | \$1,151,502 | \$868,902 | \$2,530,221 | \$354,537 | \$1,782,669 |
| ■ Total Proposal | \$3,371,921 | \$2,553,331 | \$7,263,342 | \$1,316,232 | \$5,023,334 |
| ■ Proposals Processed Count | 11 | 6 | 12 | 6 | 9 |

EVP-Health Affairs - Award Results

Direct, Indirect, Total and Award Processed

August FY14-FY18

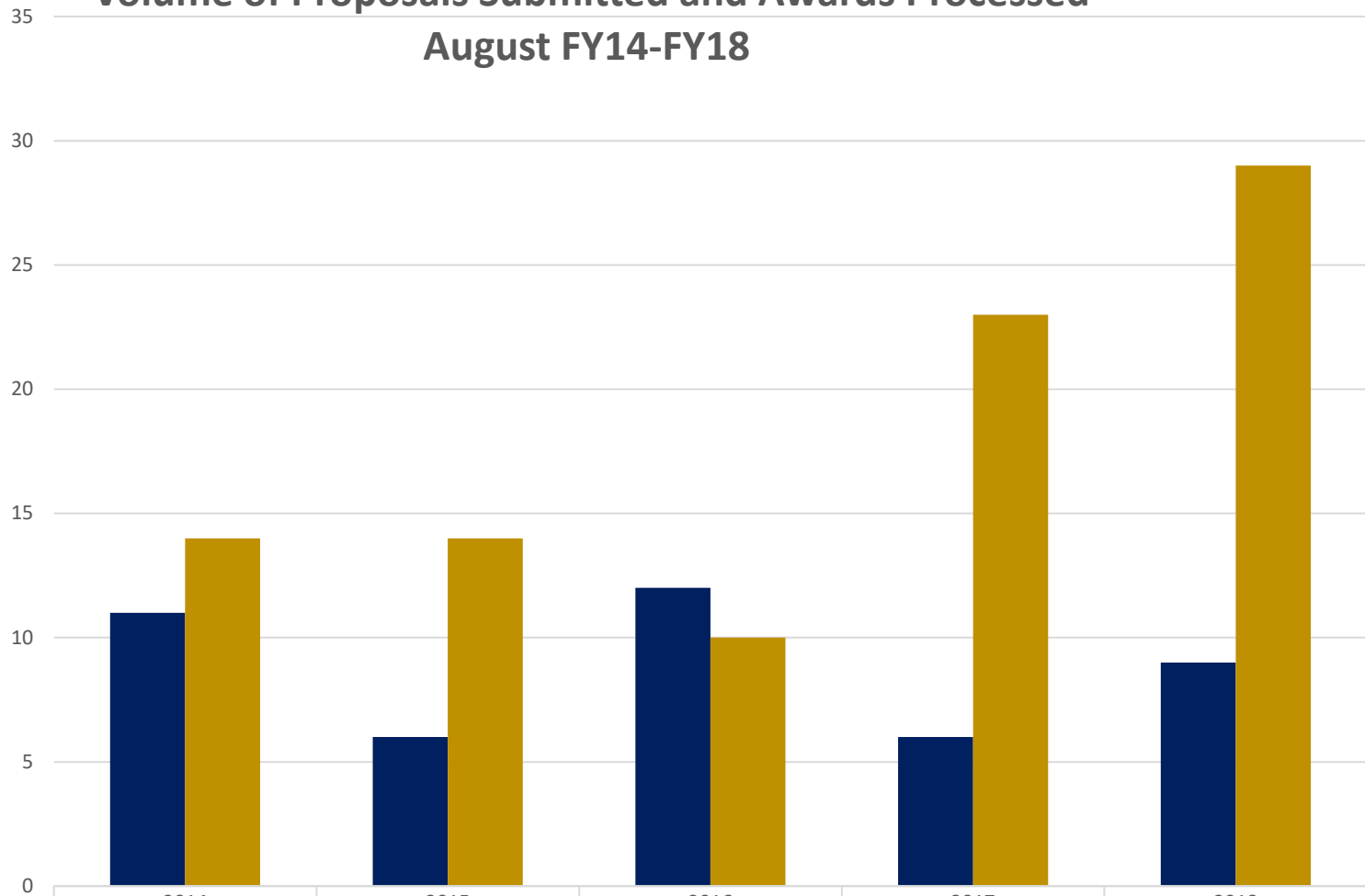


| | 2014 | 2015 | 2016 | 2017 | 2018 |
|-----------------------|-------------|-------------|-------------|-------------|-------------|
| ■ Direct (\$'s) | \$2,660,851 | \$2,370,901 | \$2,070,117 | \$2,290,315 | \$2,640,833 |
| ■ Indirect (\$'s) | \$1,003,393 | \$828,888 | \$1,058,735 | \$1,184,928 | \$1,310,791 |
| ■ Total Funding Total | \$3,664,244 | \$3,199,789 | \$3,128,852 | \$3,475,243 | \$3,951,624 |
| ■ Awards Processed | 14 | 14 | 10 | 23 | 29 |

EVP-Health Affairs - Award Results

Volume of Proposals Submitted and Awards Processed

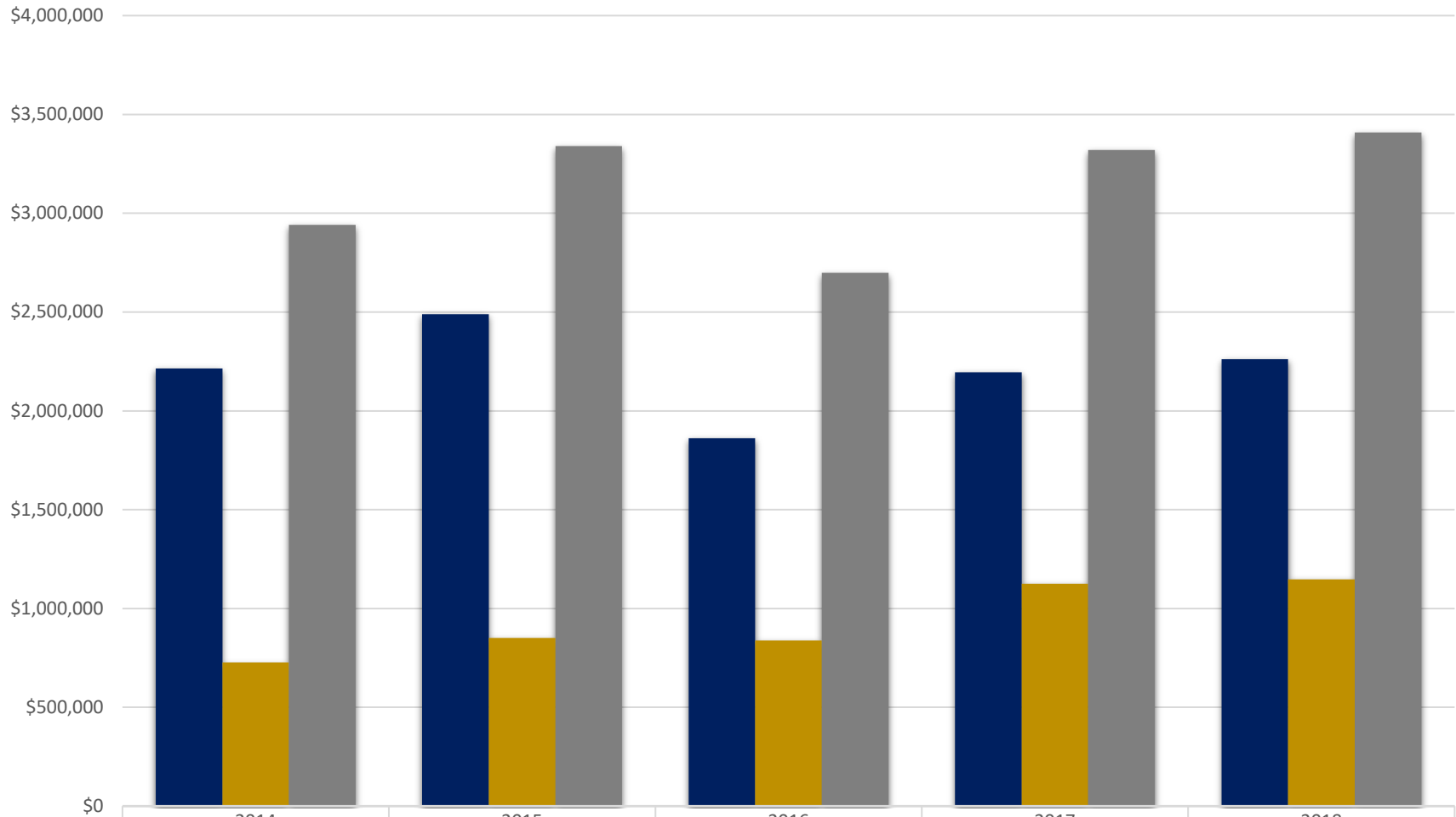
August FY14-FY18



■ Proposals Processed Count
 ■ Awards Processed

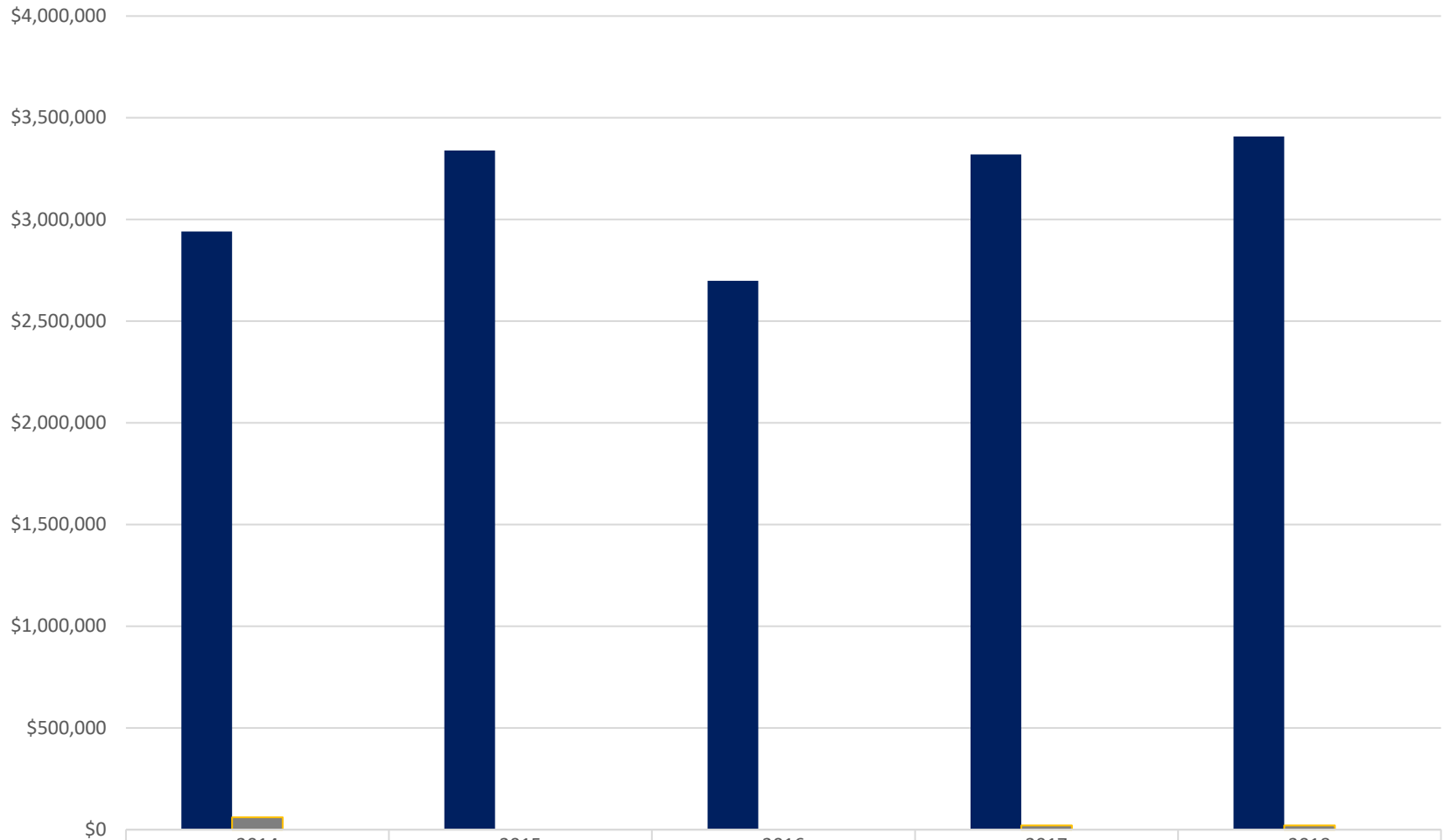
| | 2014 | 2015 | 2016 | 2017 | 2018 |
|---------------------------|------|------|------|------|------|
| Proposals Processed Count | 11 | 6 | 12 | 6 | 9 |
| Awards Processed | 14 | 14 | 10 | 23 | 29 |

EVP-Health Affairs - Sponsored Research Expenditures Direct, Indirect and Total August FY14-FY18



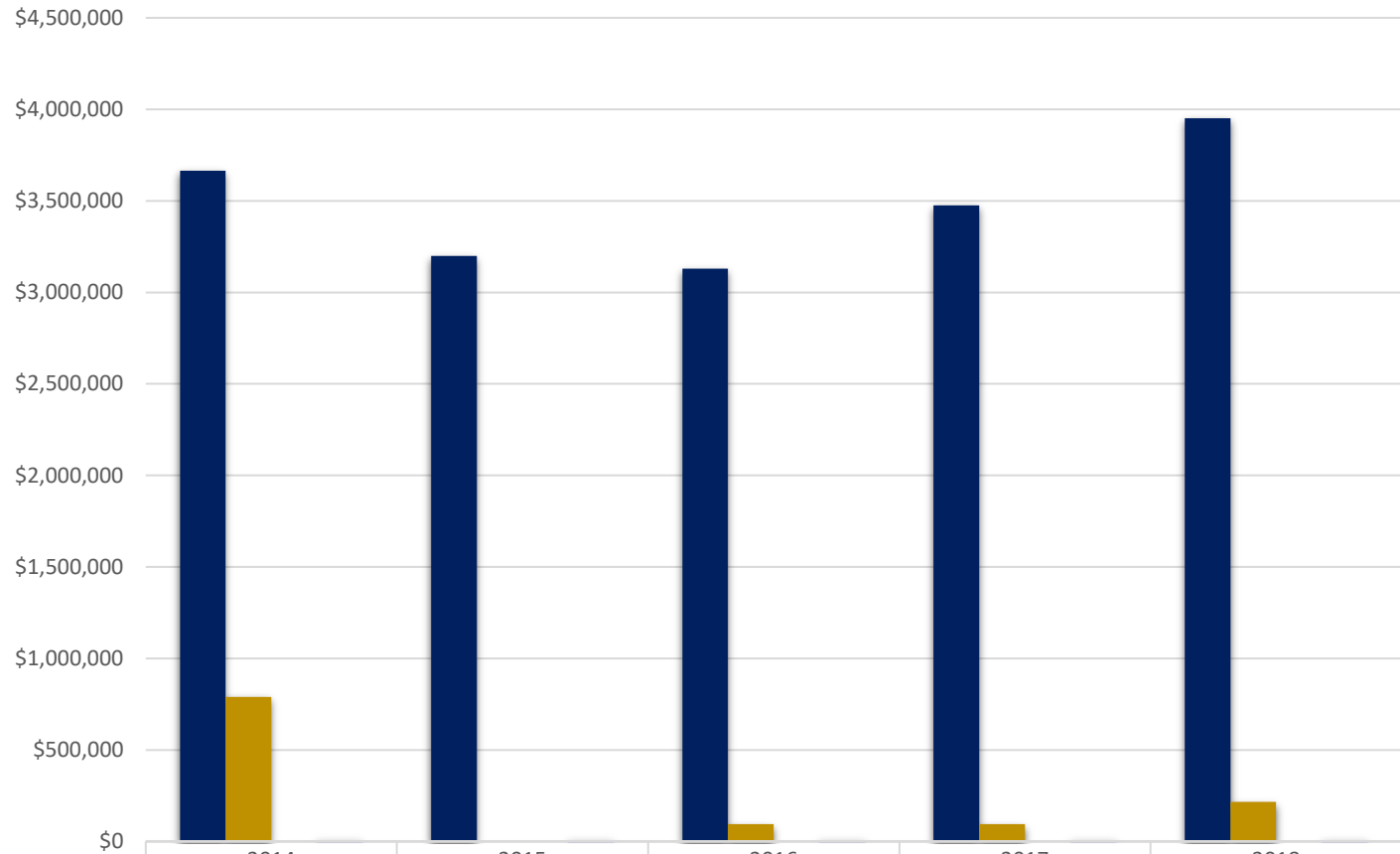
| | 2014 | 2015 | 2016 | 2017 | 2018 |
|-------------------|-------------|-------------|-------------|-------------|-------------|
| ■ Direct (\$'s) | \$2,214,008 | \$2,488,356 | \$1,860,943 | \$2,194,871 | \$2,260,823 |
| ■ Indirect (\$'s) | \$726,965 | \$850,710 | \$837,853 | \$1,125,050 | \$1,147,173 |
| ■ Total Expenses | \$2,940,972 | \$3,339,066 | \$2,698,796 | \$3,319,921 | \$3,407,997 |

EVP-Health Affairs Sponsored Research Expenditures, Outgoing Sub-Awards August FY14-FY18



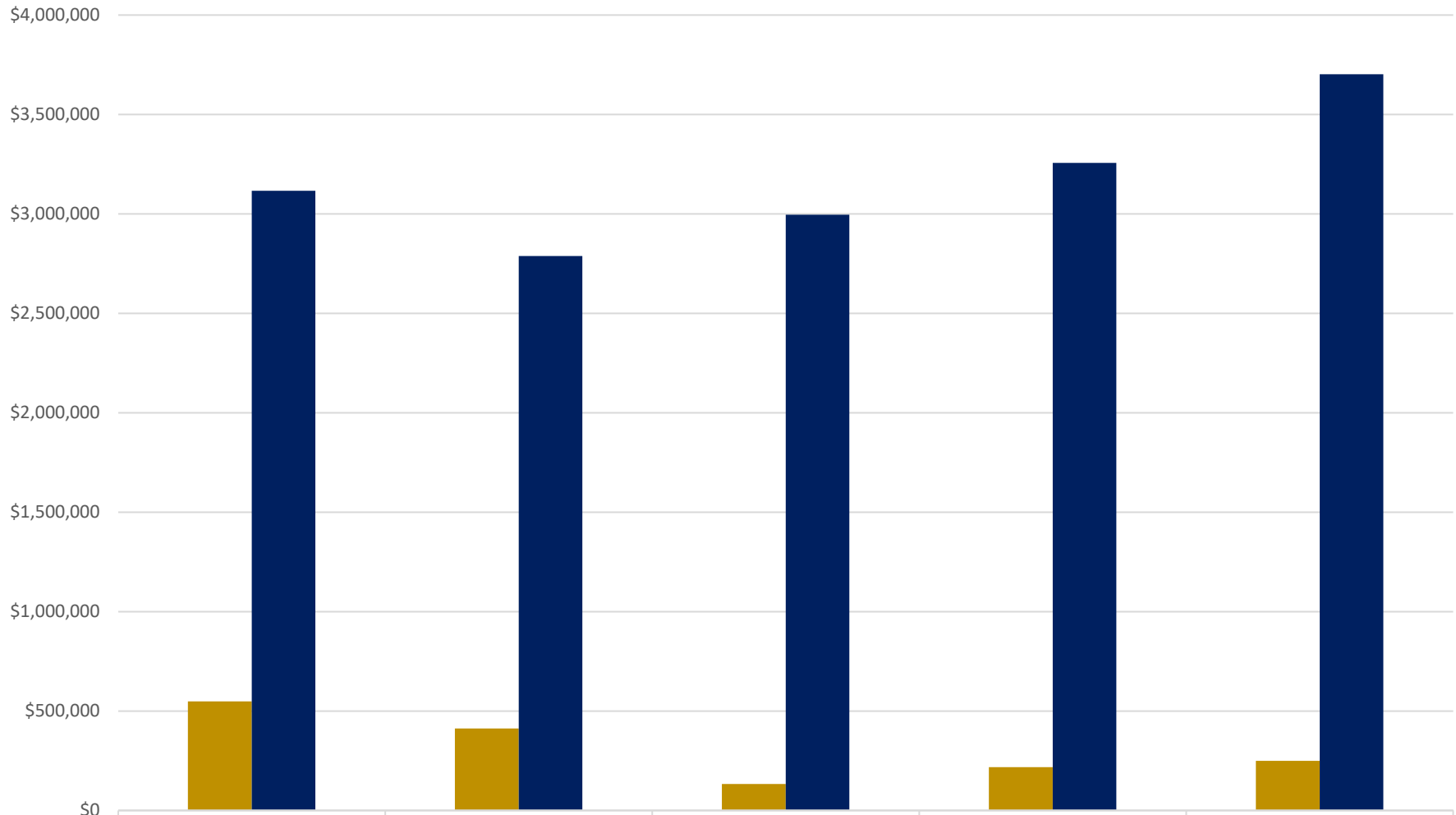
| | 2014 | 2015 | 2016 | 2017 | 2018 |
|-----------------------|-------------|-------------|-------------|-------------|-------------|
| ■ Total Expenses | \$2,940,972 | \$3,339,066 | \$2,698,796 | \$3,319,921 | \$3,407,997 |
| ■ Outgoing Sub-Awards | \$60,832 | | | \$21,168 | \$20,890 |
| ■ % of Expense Total | 2.07% | | | 0.64% | 0.61% |

EVP-Health Affairs Awards Incoming Sub-Awards Total Award Funding and Processed August FY14-FY18



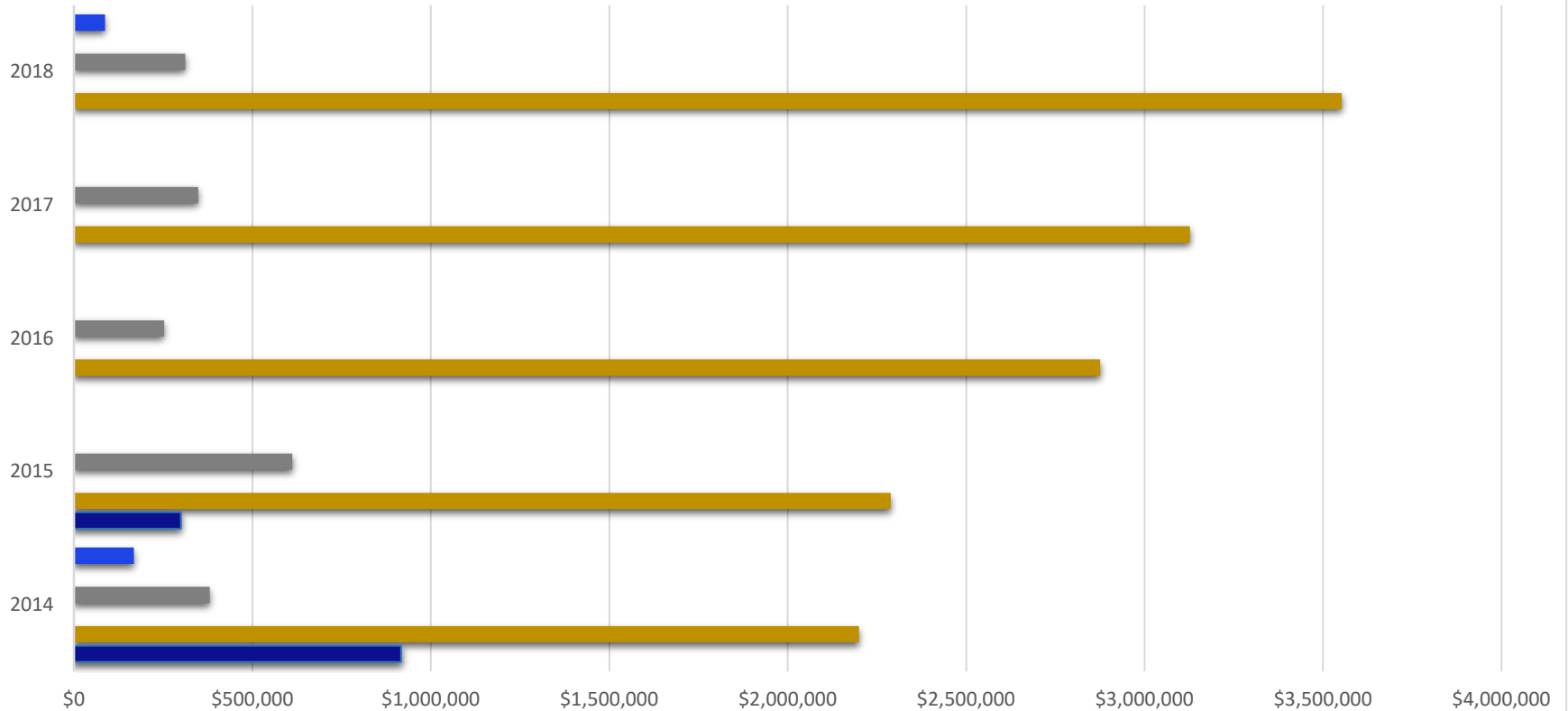
| | 2014 | 2015 | 2016 | 2017 | 2018 |
|---|-------------|-------------|-------------|-------------|-------------|
| ■ Total Award (Including Incoming Sub-Awards) | \$3,664,244 | \$3,199,789 | \$3,128,852 | \$3,475,243 | \$3,951,624 |
| ■ Total Incoming Sub-Awards | \$789,606 | | \$94,656 | \$94,127 | \$215,864 |
| ■ (Incoming Sub-Awards % of Total Award) | 21.55% | | 3.03% | 2.71% | 5.46% |
| ■ Awards Processed | 14 | 14 | 10 | 23 | 29 |

EVP-Health Affairs Award Results by Research Type August FY14-FY18



| | 2014 | 2015 | 2016 | 2017 | 2018 |
|----------|-------------|-------------|-------------|-------------|-------------|
| Other | \$548,393 | \$411,900 | \$133,218 | \$218,047 | \$249,203 |
| Research | \$3,115,852 | \$2,787,889 | \$2,995,634 | \$3,257,196 | \$3,702,421 |

EVP-Health Affairs Award Results by Sponsored Type August FY14-FY18



| | 2014 | 2015 | 2016 | 2017 | 2018 |
|--------------|-------------|-------------|-------------|-------------|-------------|
| ■ University | \$167,845 | | | | \$87,097 |
| ■ State | | | | | |
| ■ Private | \$380,548 | \$611,410 | \$253,218 | \$348,047 | \$312,106 |
| ■ Foreign | | | | \$0 | |
| ■ Federal | \$2,199,638 | \$2,288,379 | \$2,875,634 | \$3,127,196 | \$3,552,421 |
| ■ Corporate | \$916,214 | \$300,000 | | | |