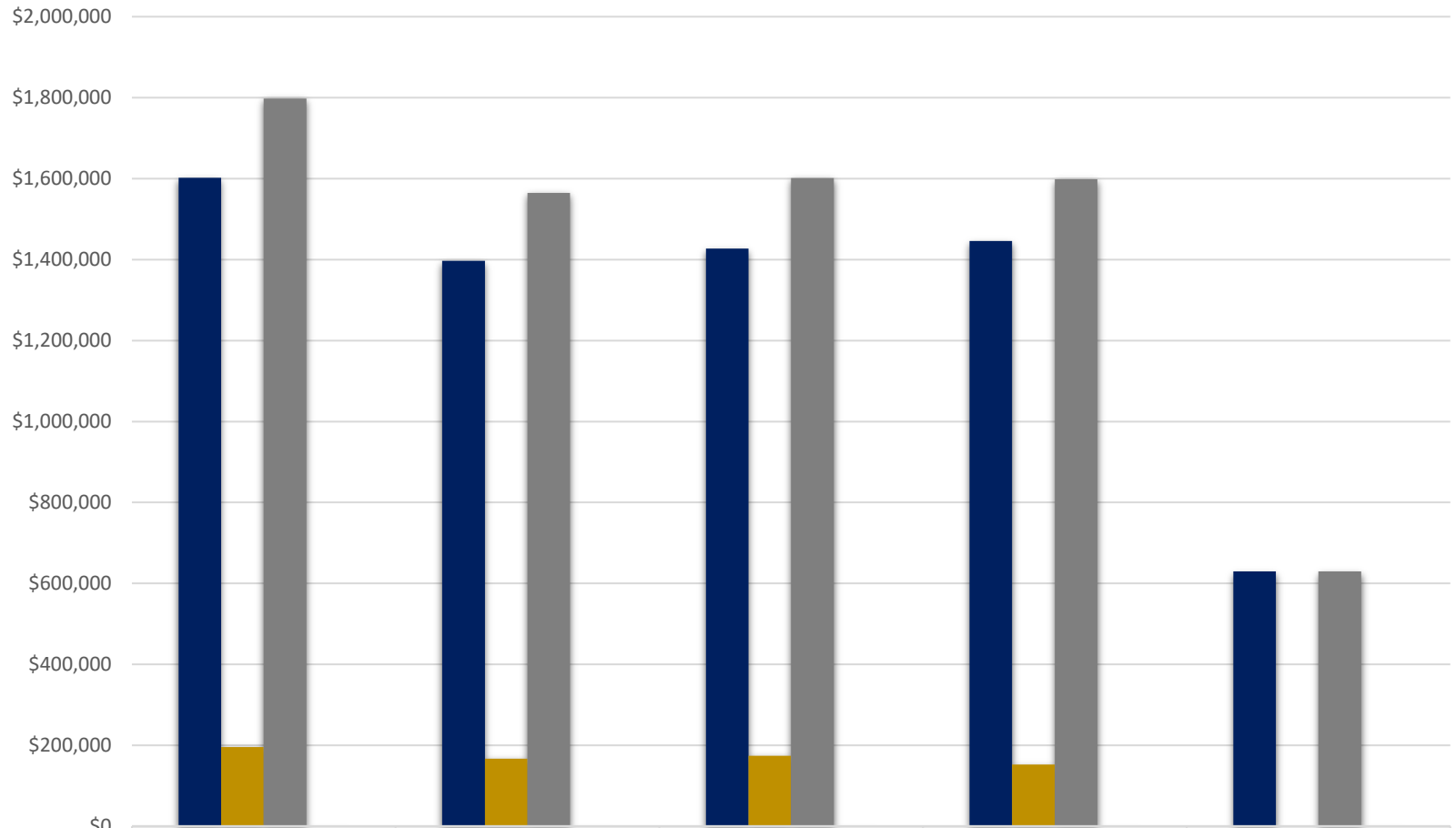
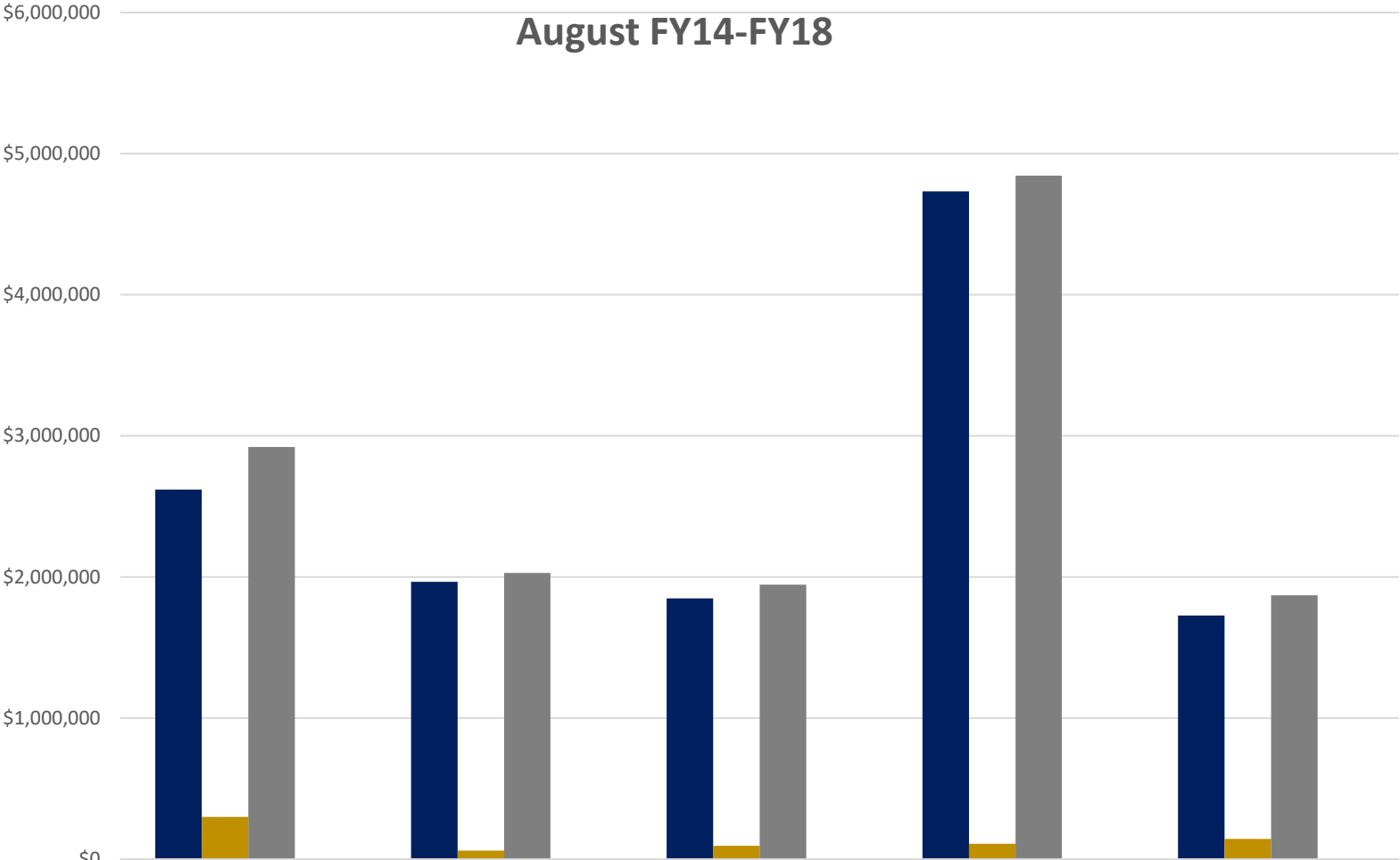


Graduate School Proposals Submitted -Direct, Indirect and Total (\$'s) Processed August FY14-FY18



	2014	2015	2016	2017	2018
Direct Budget Amount	\$1,601,894	\$1,397,292	\$1,427,256	\$1,445,785	\$629,797
Indirect Budget Amount	\$195,773	\$167,348	\$174,283	\$152,723	\$0
Total Proposal	\$1,797,667	\$1,564,640	\$1,601,539	\$1,598,508	\$629,797
Proposals Processed Count	18	7	6	18	7

Graduate School- Award Results Direct, Indirect, Total and Award Processed August FY14-FY18

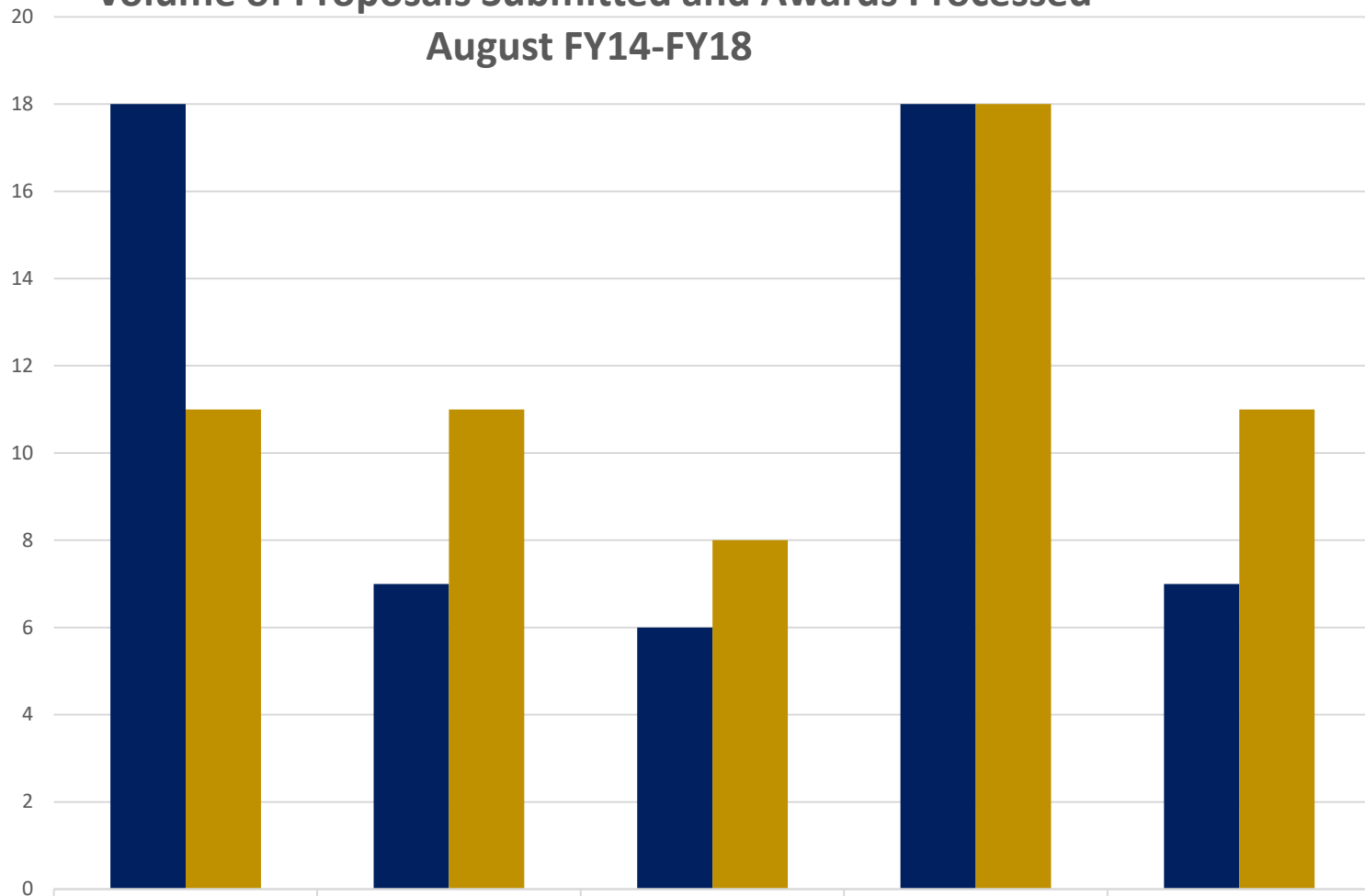


	2014	2015	2016	2017	2018
■ Direct (\$'s)	\$2,620,868	\$1,967,060	\$1,848,830	\$4,732,584	\$1,727,128
■ Indirect (\$'s)	\$301,056	\$62,374	\$96,773	\$111,075	\$144,132
■ Total Funding Total	\$2,921,924	\$2,029,434	\$1,945,603	\$4,843,659	\$1,871,260
■ Awards Processed	11	11	8	18	11

Graduate School- Award Results

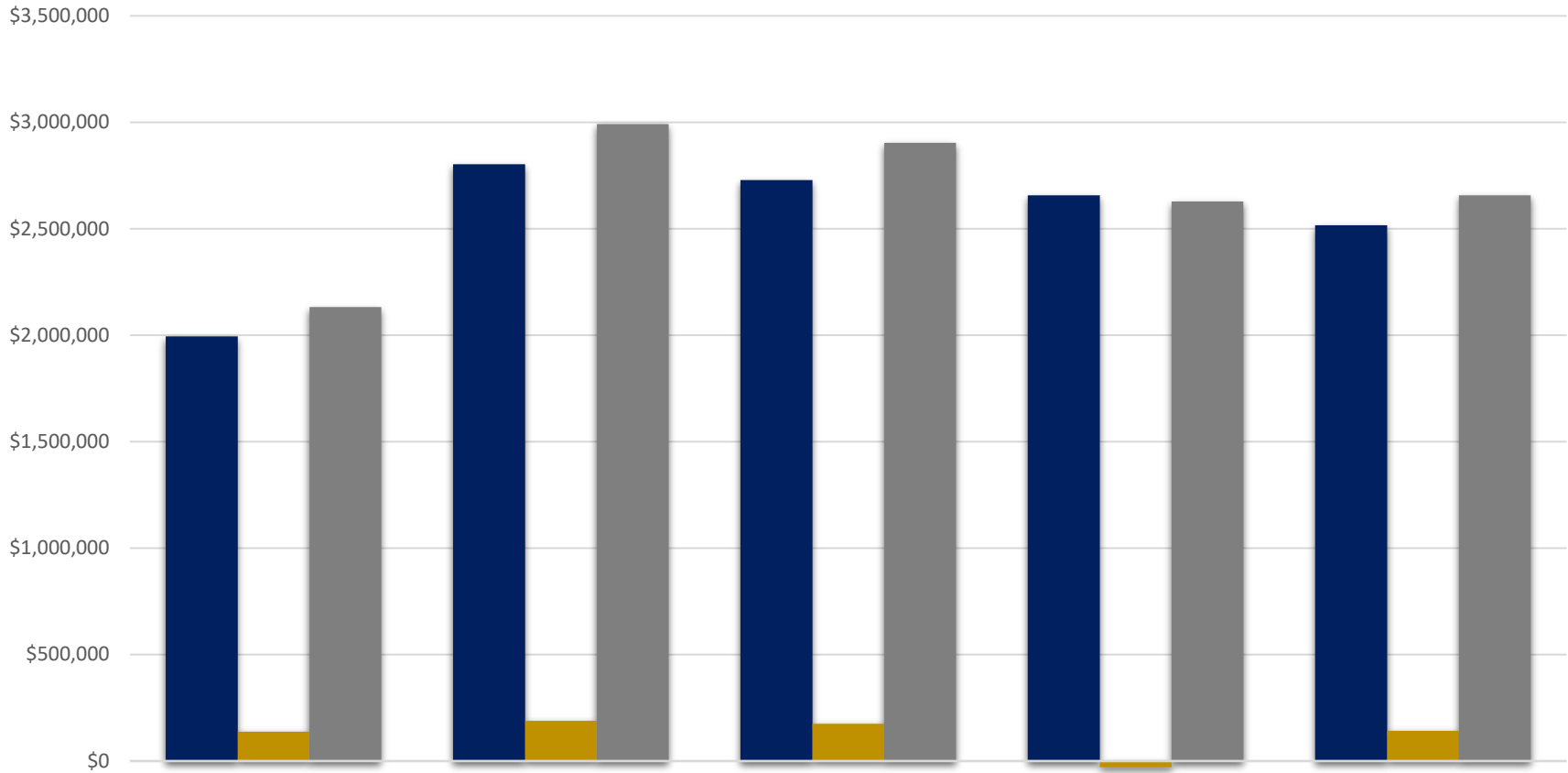
Volume of Proposals Submitted and Awards Processed

August FY14-FY18



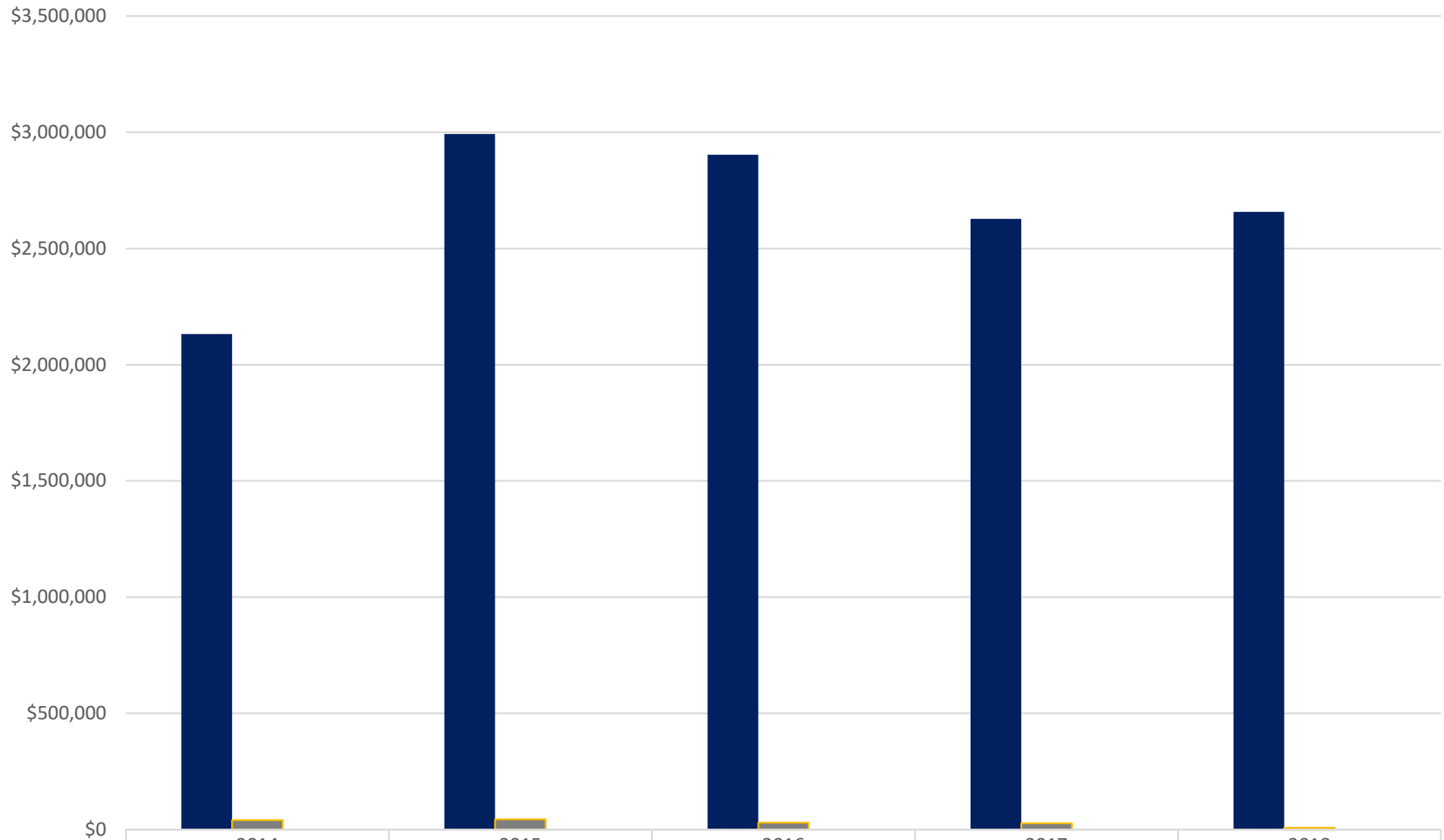
	2014	2015	2016	2017	2018
■ Proposals Processed Count	18	7	6	18	7
■ Awards Processed	11	11	8	18	11

Graduate School- Sponsored Research Expenditures Direct, Indirect and Total August FY14-FY18



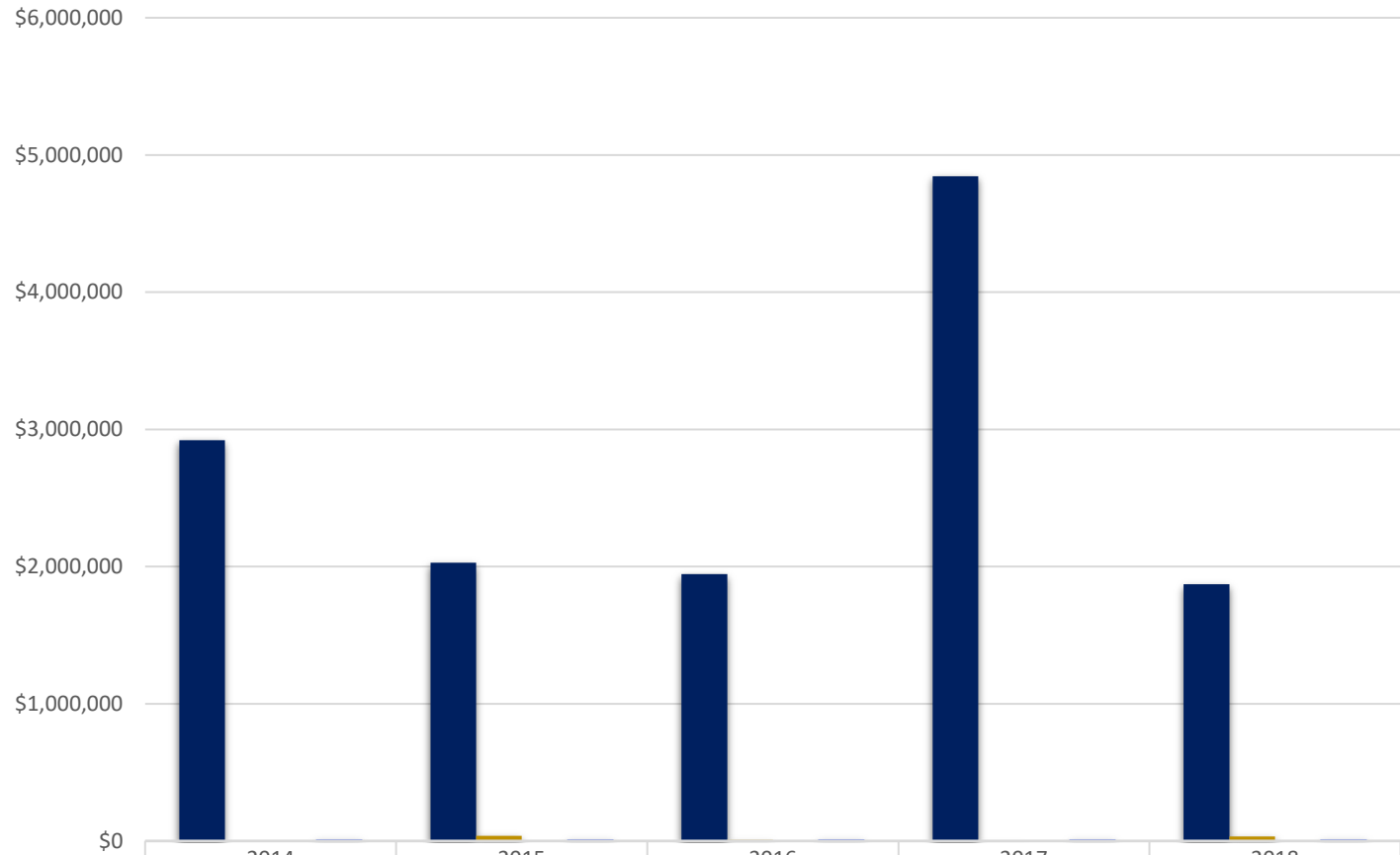
	2014	2015	2016	2017	2018
■ Direct (\$'s)	\$1,994,768	\$2,803,648	\$2,728,720	\$2,656,881	\$2,516,038
■ Indirect (\$'s)	\$137,656	\$188,663	\$174,823	-\$29,138	\$141,351
■ Total Expenses	\$2,132,424	\$2,992,310	\$2,903,543	\$2,627,743	\$2,657,389

Graduate School Sponsored Research Expenditures, Outgoing Sub-Awards August FY14-FY18



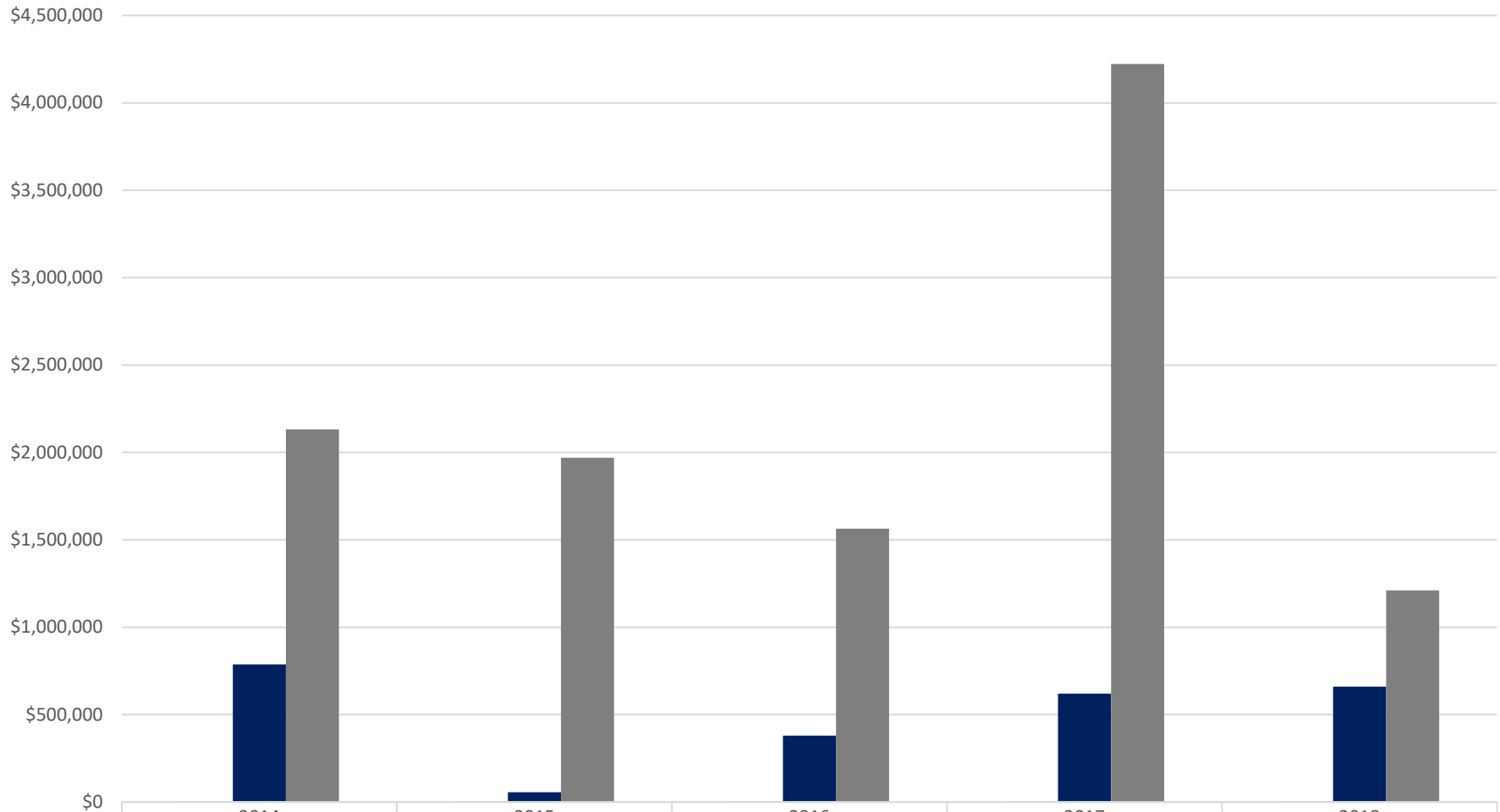
	2014	2015	2016	2017	2018
■ Total Expenses	\$2,132,424	\$2,992,310	\$2,903,543	\$2,627,743	\$2,657,389
■ Outgoing Sub-Awards	\$41,111	\$44,738	\$30,571	\$28,055	\$7,880
■ % of Expense Total	1.93%	1.50%	1.05%	1.07%	0.30%

Graduate School Awards Incoming Sub-Awards Total Award Funding and Processed August FY14-FY18



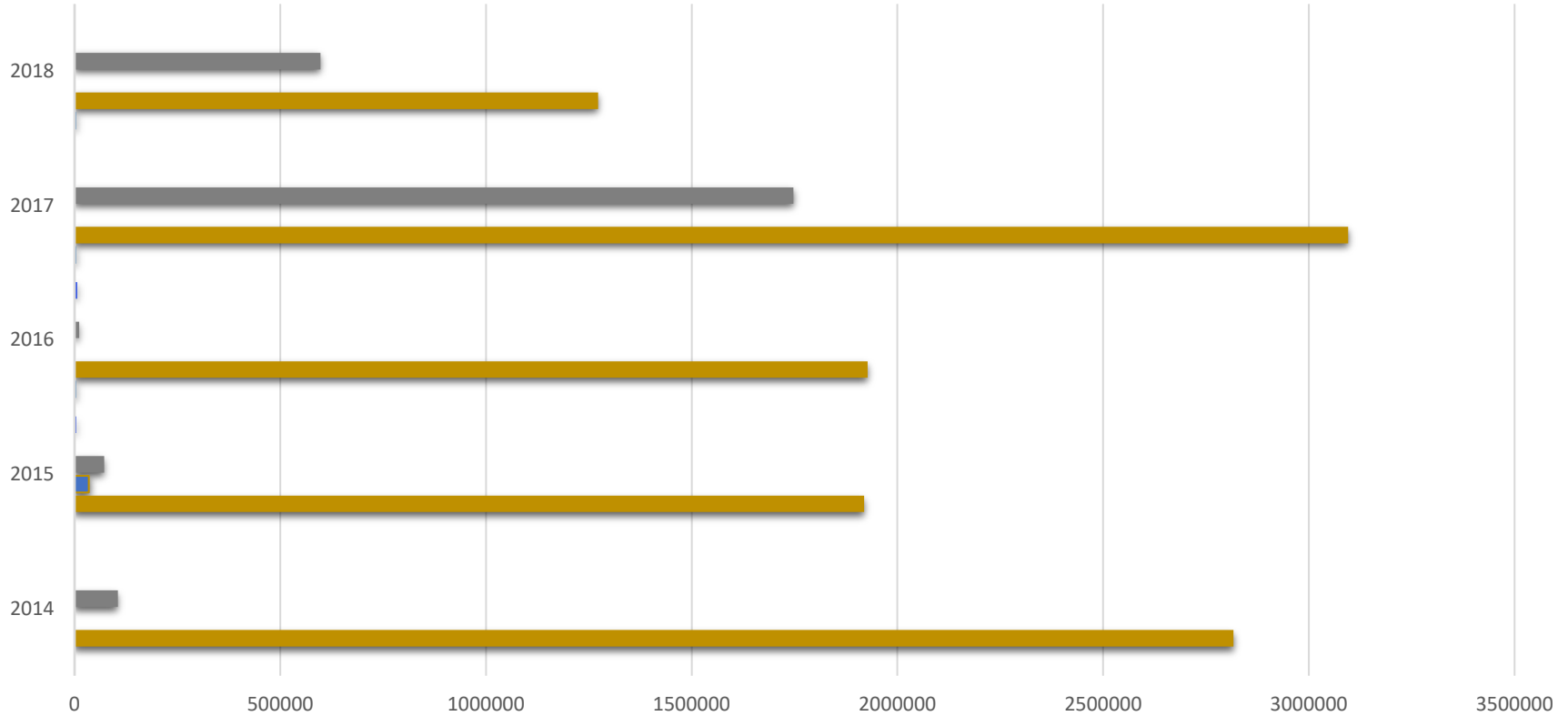
	2014	2015	2016	2017	2018
■ Total Award (Including Incoming Sub-Awards)	\$2,921,924	\$2,029,434	\$1,945,603	\$4,843,659	\$1,871,260
■ Total Incoming Sub-Awards		\$38,341	\$7,162	\$1,000	\$32,520
■ (Incoming Sub-Awards % of Total Award		1.89%	0.37%	0.02%	1.74%
■ Awards Processed	11	11	8	18	11

Graduate School Award Results by Research Type August FY14-FY18



Other	\$2,000	\$4,000	\$2,200	\$1,000	\$1,200
Research	\$787,607	\$55,946	\$379,286	\$619,541	\$660,082
Training	\$2,132,317	\$1,969,488	\$1,564,117	\$4,223,118	\$1,209,978

Graduate School Award Results by Sponsored Type August FY14-FY18



	2014	2015	2016	2017	2018
■ University		\$3,875	\$5,962		
■ State					
■ Private	\$105,000	\$72,000	\$11,000	\$1,747,000	\$597,748
■ Foreign		\$34,466			
■ Federal	\$2,816,924	\$1,919,093	\$1,927,441	\$3,095,659	\$1,272,312
■ Corporate			\$1,200	\$1,000	\$1,200