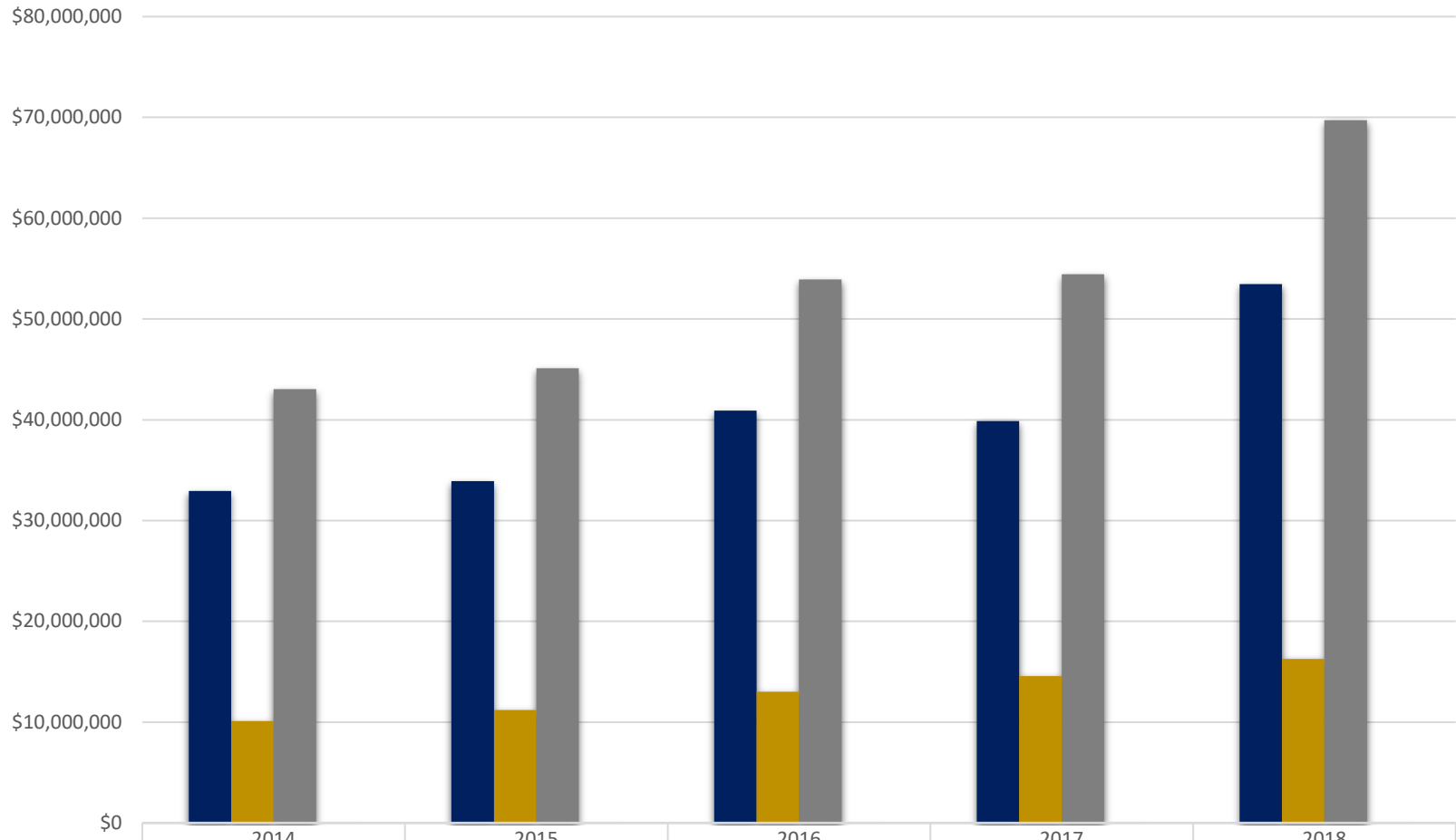


Emory College Proposals Submitted -Direct, Indirect and Total (\$'s) Processed August FY14-FY18

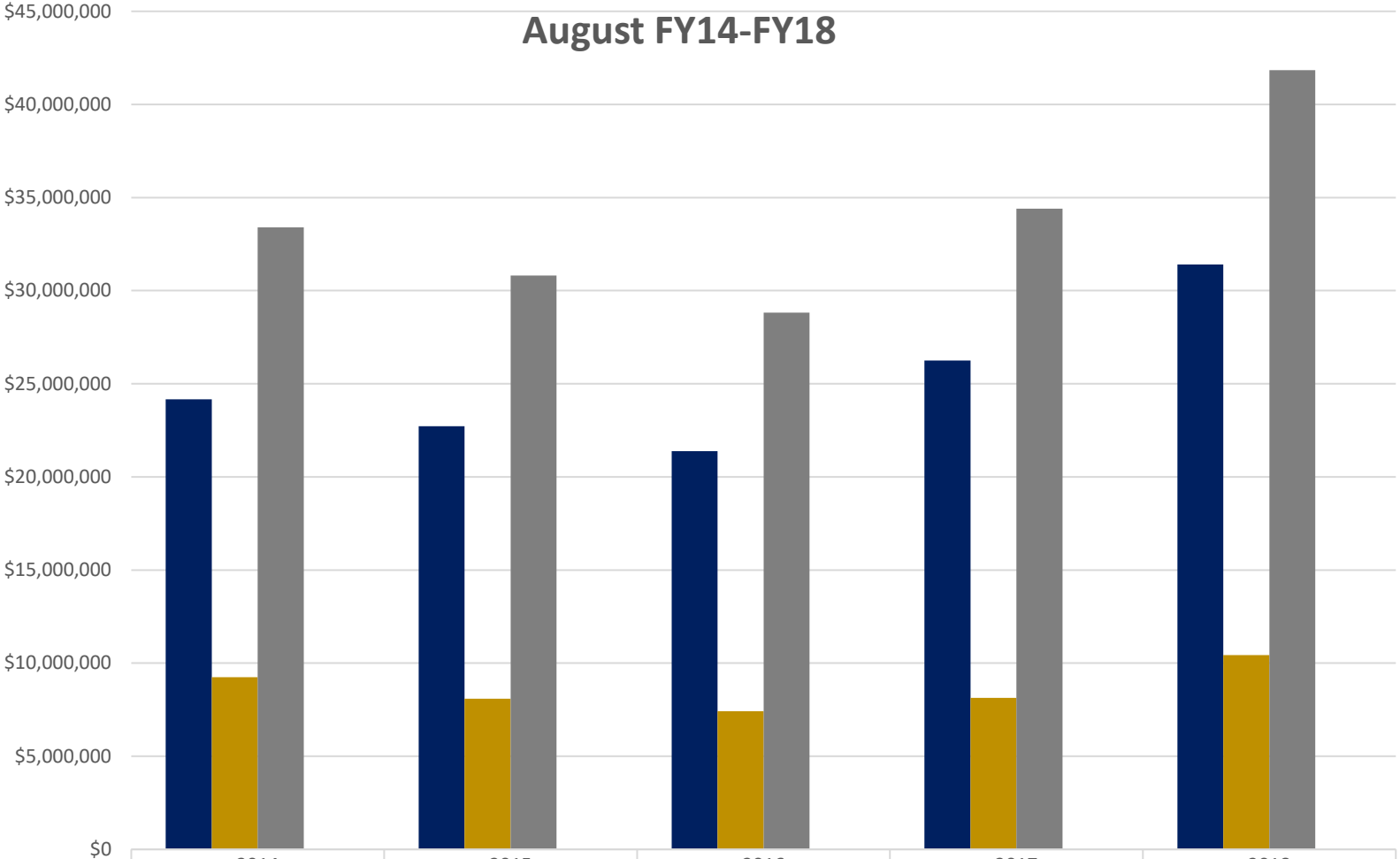


	2014	2015	2016	2017	2018
■ Direct Budget Amount	\$32,945,860	\$33,924,288	\$40,904,668	\$39,870,735	\$53,461,902
■ Indirect Budget Amount	\$10,093,261	\$11,192,100	\$13,009,386	\$14,557,114	\$16,259,068
■ Total Proposal	\$43,039,121	\$45,116,388	\$53,914,054	\$54,427,849	\$69,720,970
■ Proposals Processed Count	255	281	282	273	317

Emory College - Award Results

Direct, Indirect, Total and Award Processed

August FY14-FY18

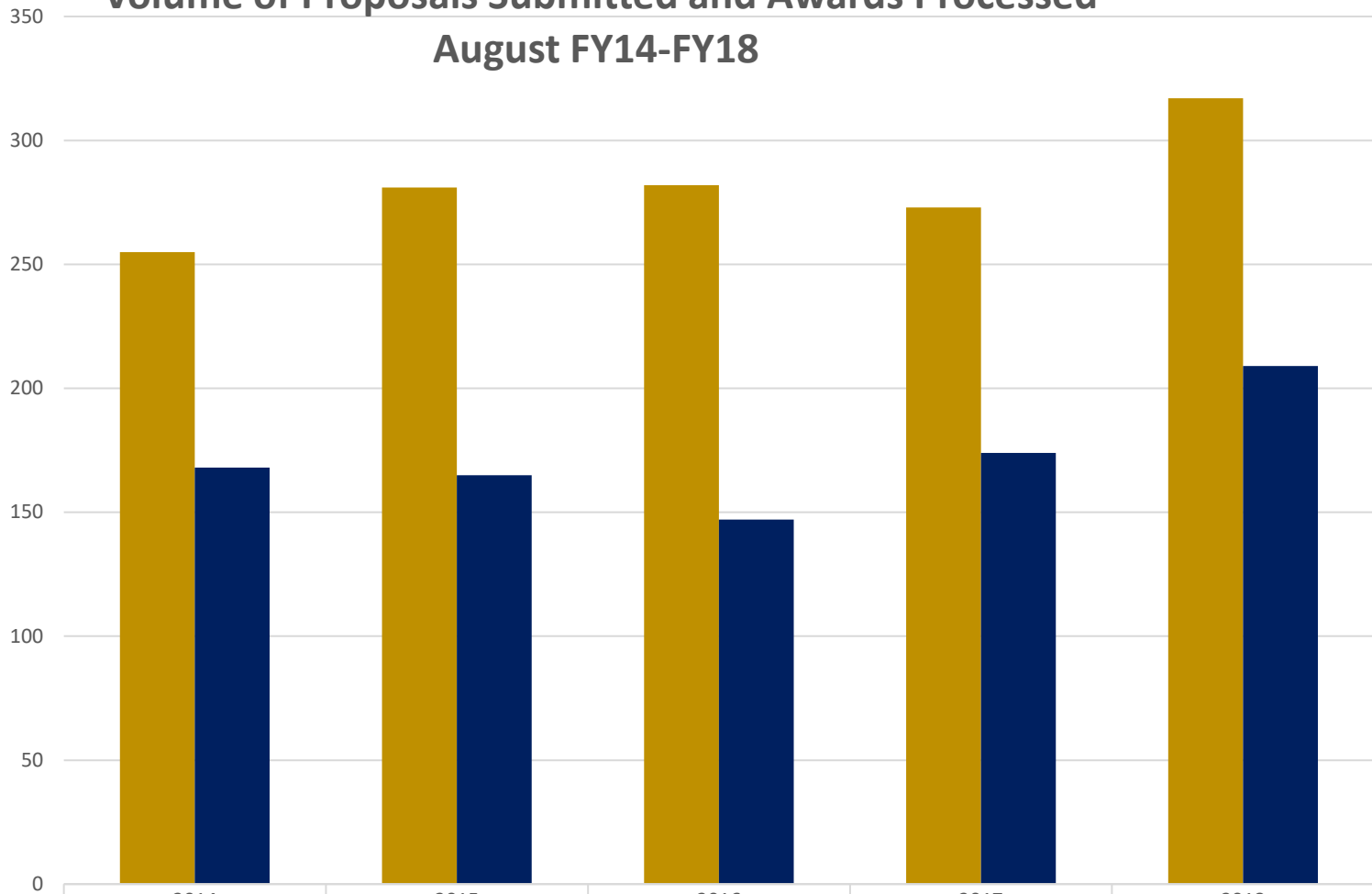


	2014	2015	2016	2017	2018
■ Direct (\$'s)	\$24,161,802	\$22,722,035	\$21,387,785	\$26,257,480	\$31,401,414
■ Indirect (\$'s)	\$9,242,721	\$8,085,501	\$7,425,387	\$8,140,335	\$10,434,975
■ Total Funding Total	\$33,404,523	\$30,807,536	\$28,813,172	\$34,397,816	\$41,836,389
■ Awards Processed	168	165	147	174	209

Emory College - Award Results

Volume of Proposals Submitted and Awards Processed

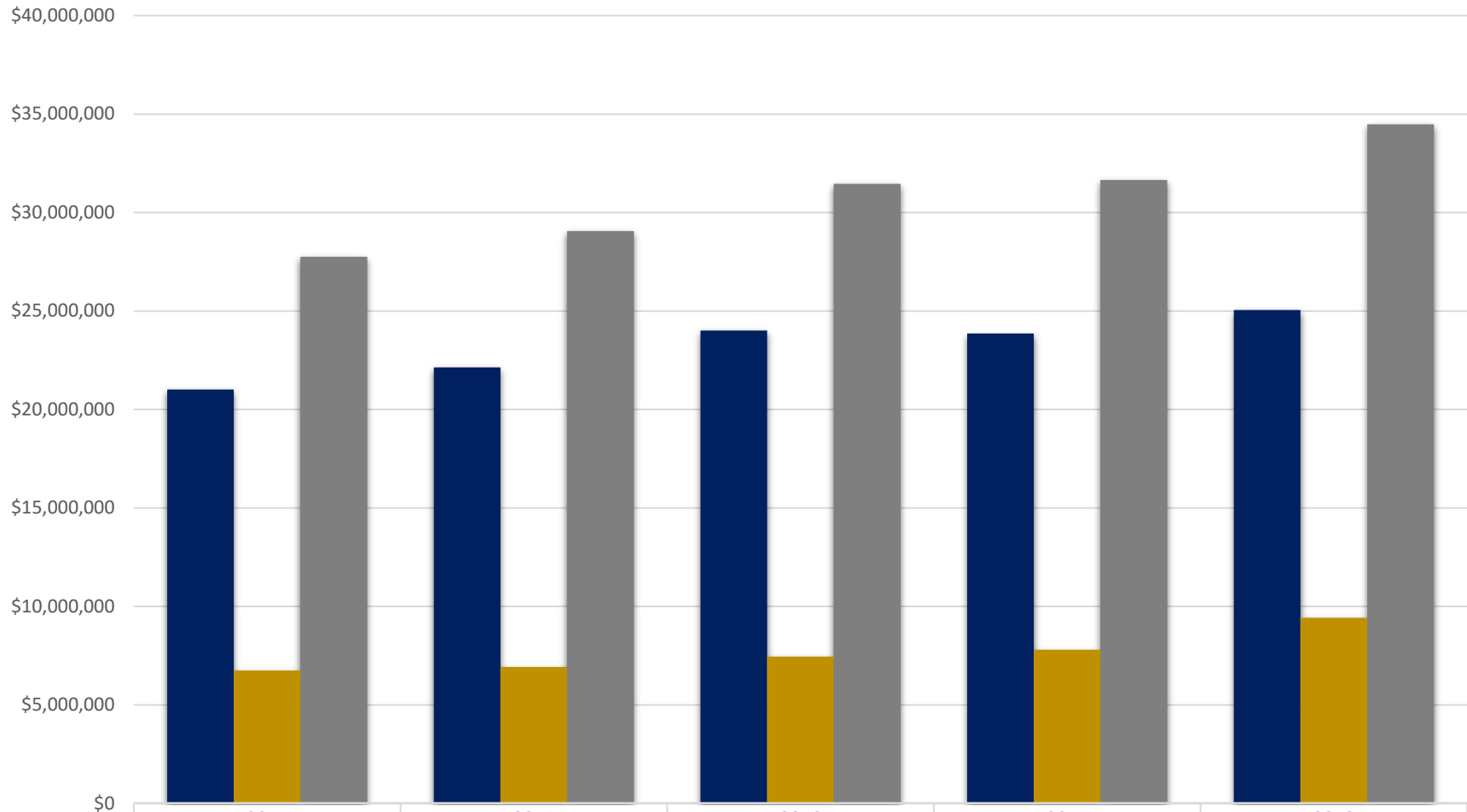
August FY14-FY18



■ Proposals Processed Count
■ Awards Processed

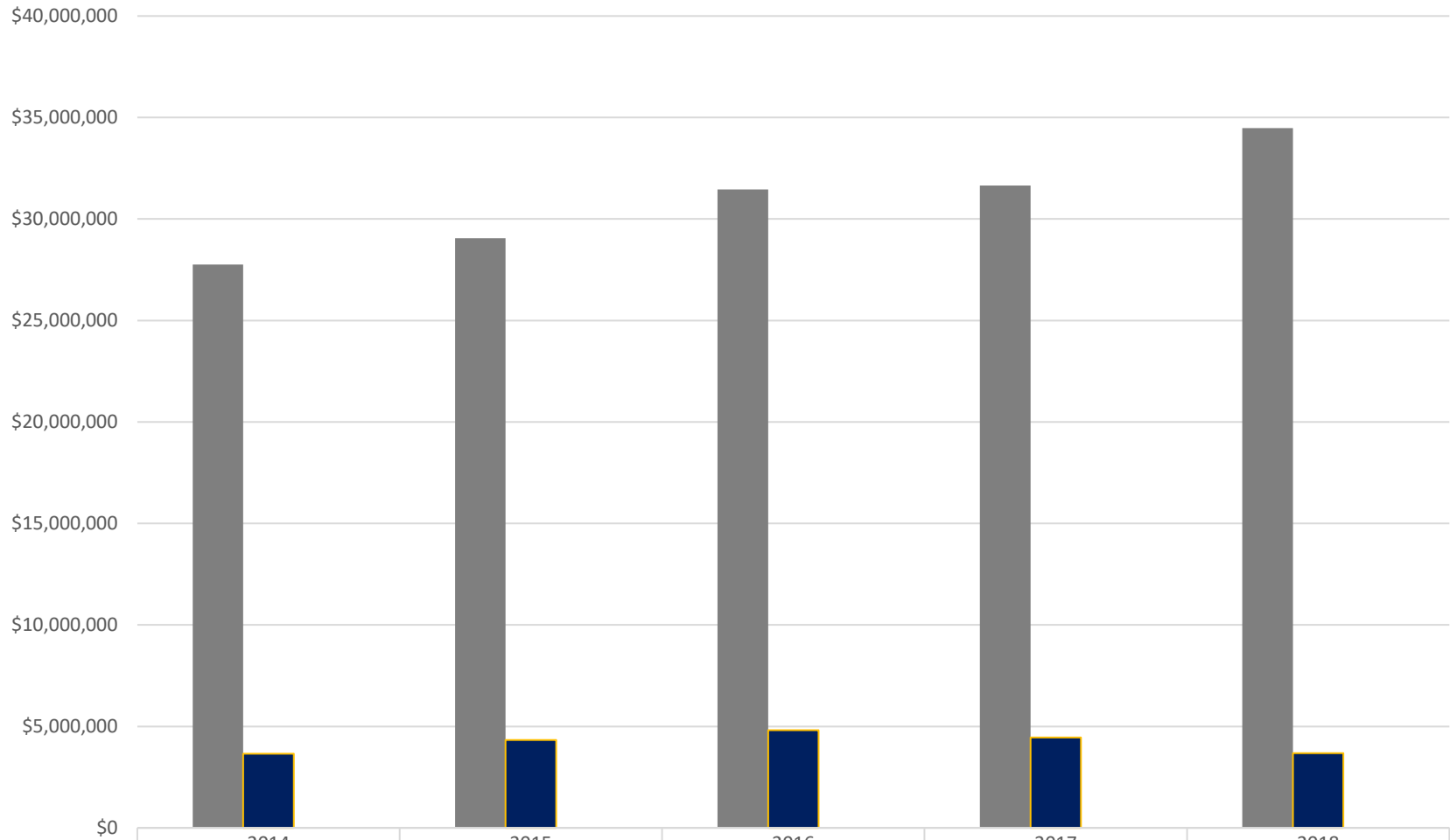
	2014	2015	2016	2017	2018
Proposals Processed Count	255	281	282	273	317
Awards Processed	168	165	147	174	209

Emory College - Sponsored Research Expenditures Direct, Indirect and Total August FY14-FY18



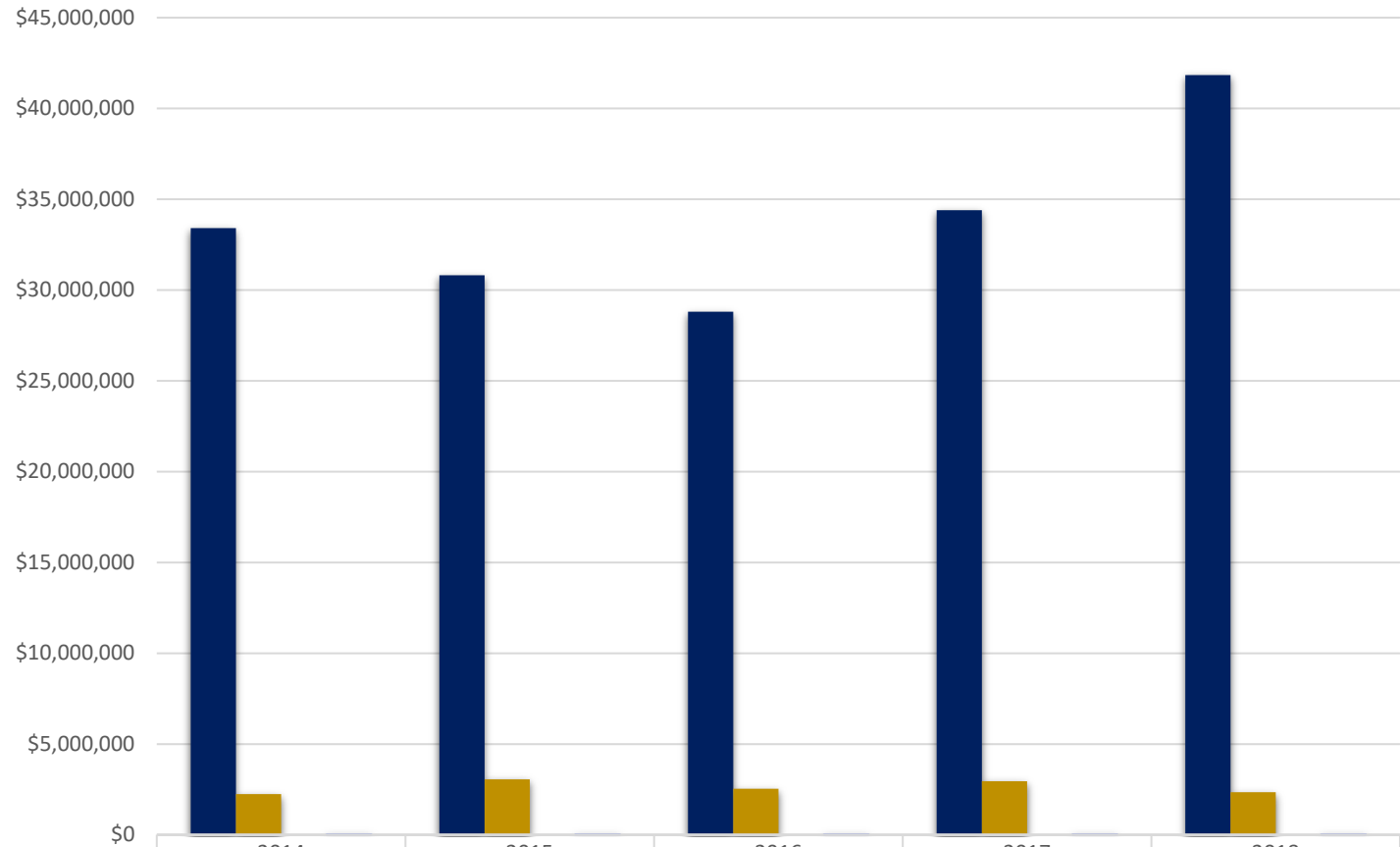
■ Direct (\$'s)	\$21,013,817	\$22,132,112	\$24,002,996	\$23,853,020	\$25,055,804
■ Indirect (\$'s)	\$6,746,768	\$6,928,307	\$7,451,889	\$7,802,009	\$9,423,231
■ Total Expenses	\$27,760,586	\$29,060,419	\$31,454,885	\$31,655,029	\$34,479,036

Emory College Sponsored Research Expenditures, Outgoing Sub-Awards August FY14-FY18



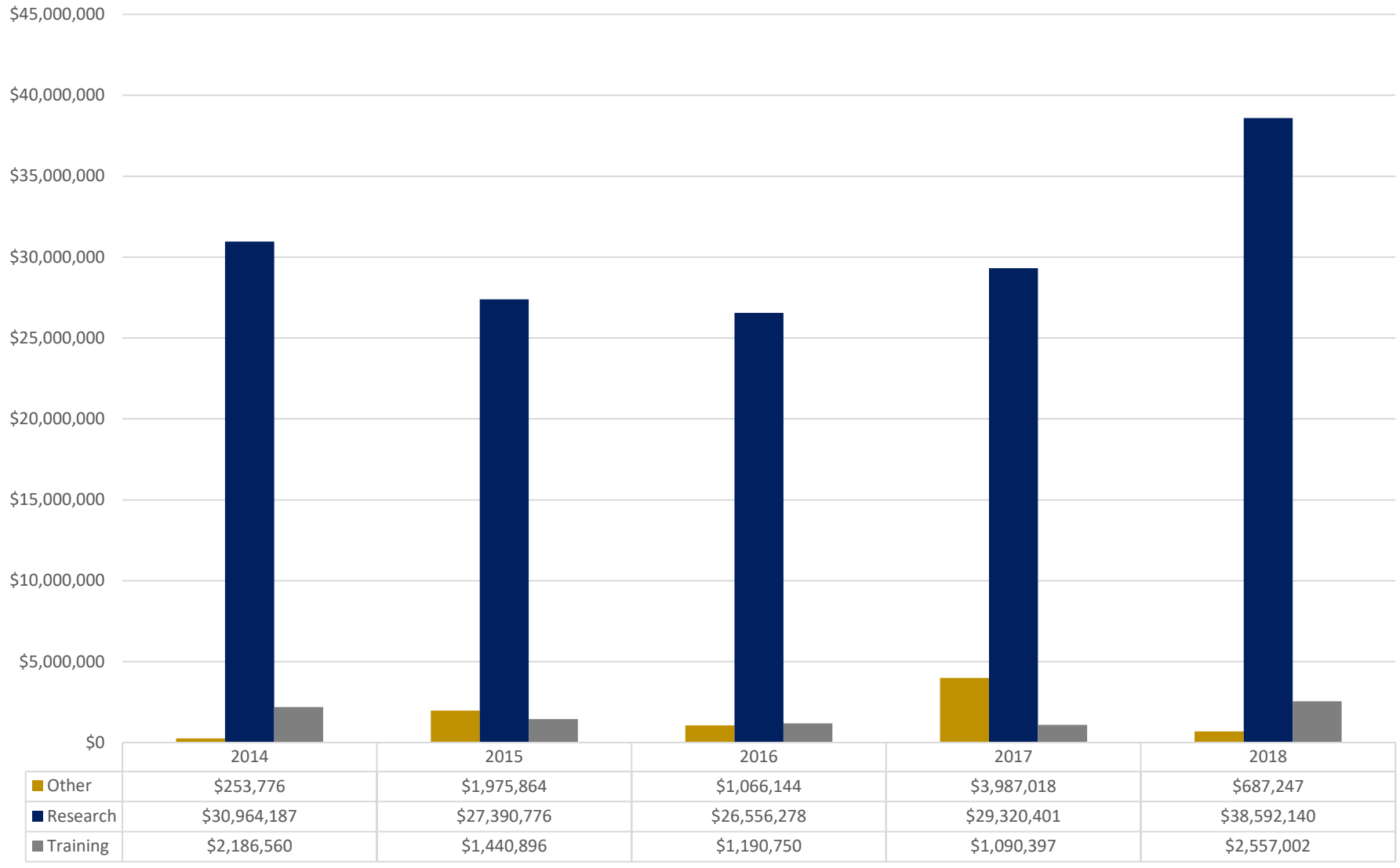
■ Total Expenses	\$27,760,586	\$29,060,419	\$31,454,885	\$31,655,029	\$34,479,036
■ Outgoing Sub-Awards	\$3,647,557	\$4,331,451	\$4,816,817	\$4,454,853	\$3,678,526
■ % of Expense Total	13.14%	14.90%	15.31%	14.07%	10.67%

Emory College Awards Incoming Sub-Awards Total Award Funding and Processed August FY14-FY18

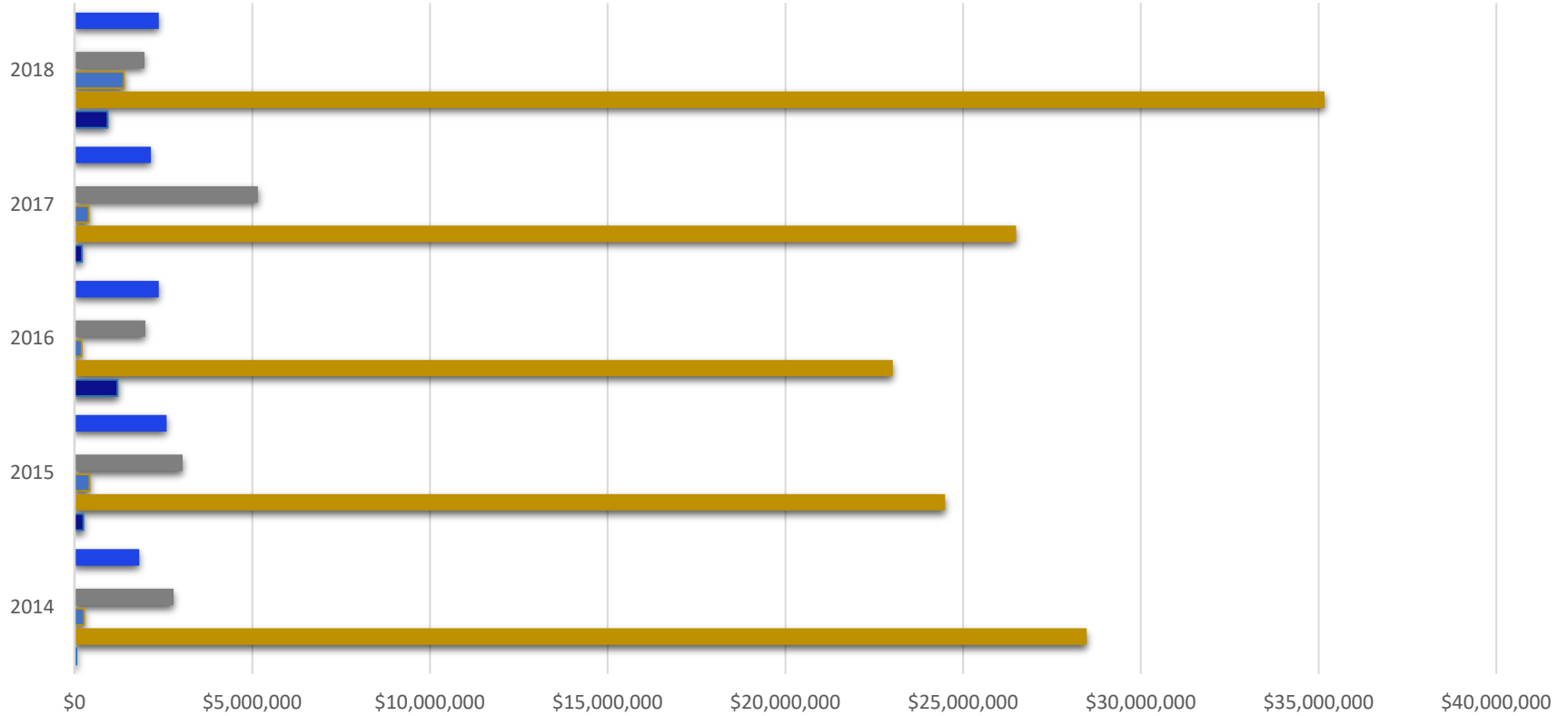


	2014	2015	2016	2017	2018
■ Total Award (Including Incoming Sub-Awards)	\$33,404,523	\$30,807,536	\$28,813,172	\$34,397,816	\$41,836,389
■ Total Incoming Sub-Awards	\$2,233,976	\$3,061,360	\$2,537,251	\$2,943,795	\$2,353,288
■ (Incoming Sub-Awards % of Total Award	6.69%	9.94%	8.81%	8.56%	5.62%
■ Awards Processed	168	165	147	174	209

Emory College Award Results by Research Type August FY14-FY18



Emory College Award Results by Sponsored Type August FY14-FY18



	2014	2015	2016	2017	2018
■ University	\$1,819,594	\$2,594,324	\$2,372,079	\$2,150,815	\$2,365,829
■ State			\$10,000		\$21,518
■ Private	\$2,784,829	\$3,042,215	\$1,992,183	\$5,157,845	\$1,966,268
■ Foreign	\$270,216	\$425,742	\$204,707	\$395,073	\$1,387,126
■ Federal	\$28,473,867	\$24,493,445	\$23,022,346	\$26,485,739	\$35,166,165
■ Corporate	\$56,016	\$251,810	\$1,211,857	\$208,344	\$929,484