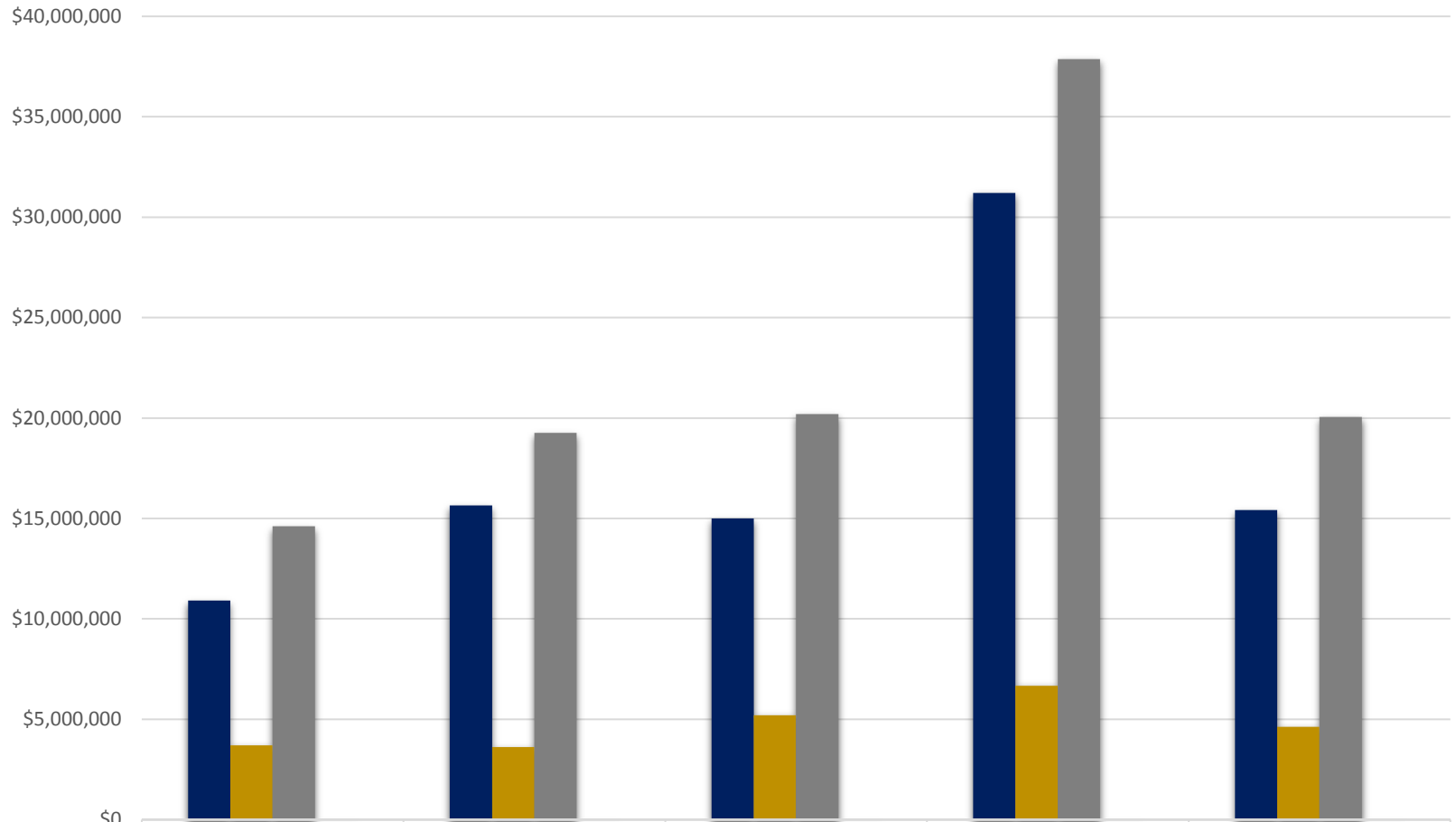


## School of Nursing Proposals Submitted -Direct, Indirect and Total (\$'s) Processed August FY13-FY17

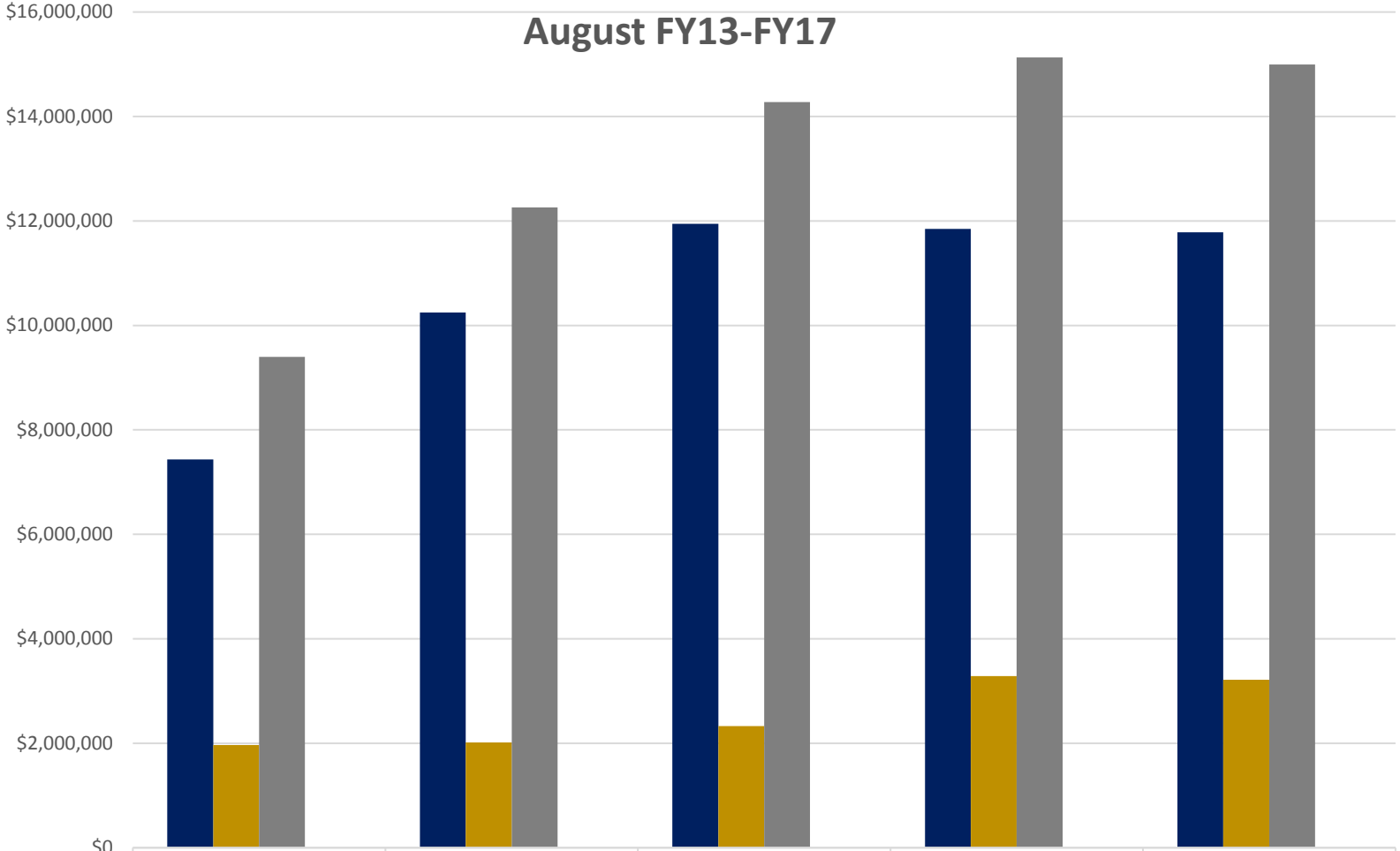


	2013	2014	2015	2016	2017
■ Direct Budget Amount	\$10,916,825	\$15,649,297	\$15,005,323	\$31,204,154	\$15,423,541
■ Indirect Budget Amount	\$3,700,344	\$3,615,564	\$5,195,069	\$6,668,440	\$4,626,208
■ Total Proposal	\$14,617,169	\$19,264,861	\$20,200,392	\$37,872,594	\$20,049,749
■ Proposals Processed Count	69	106	103	105	100

## School of Nursing - Award Results

### Direct, Indirect, Total and Award Processed

#### August FY13-FY17

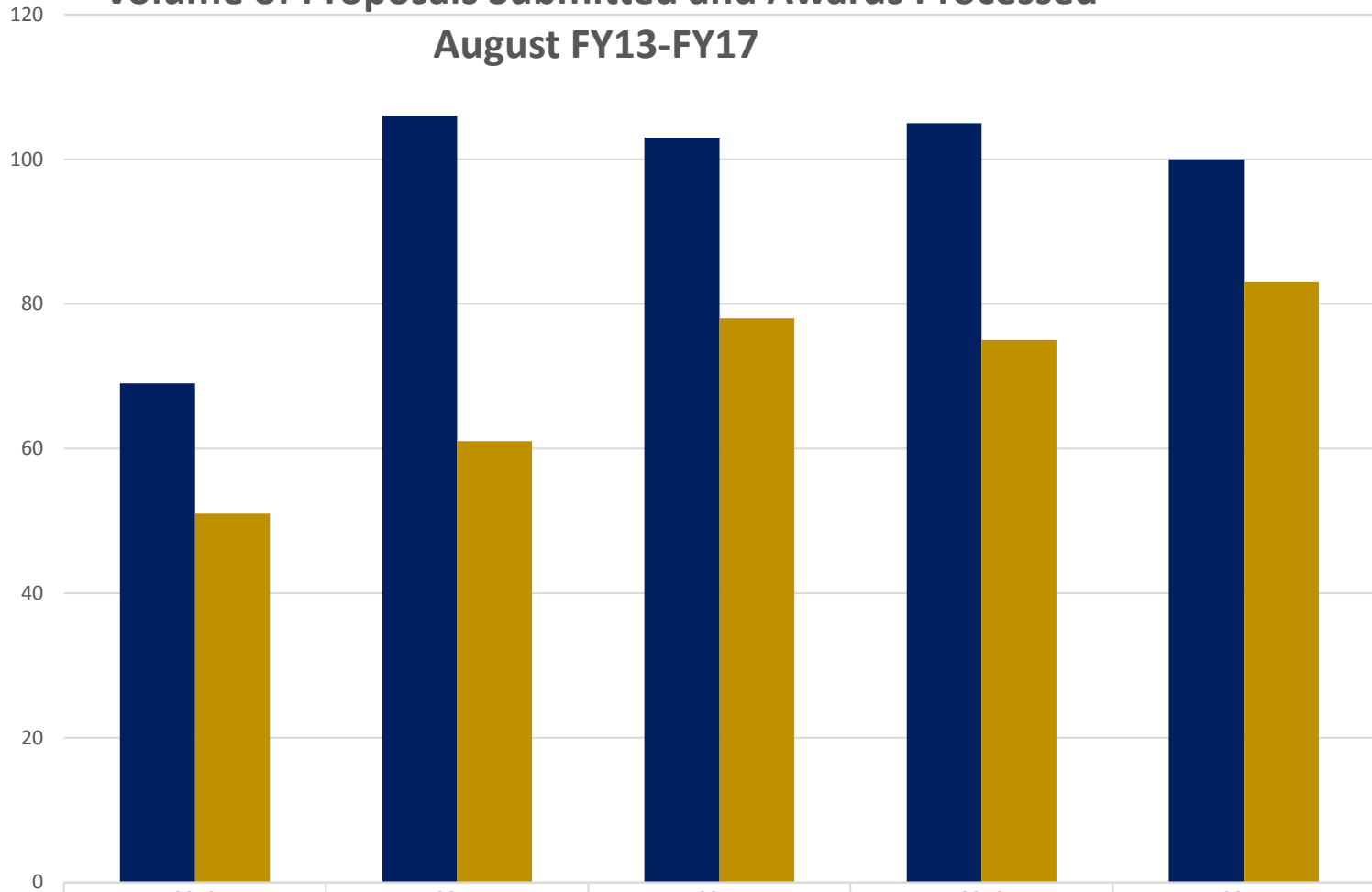


	2013	2014	2015	2016	2017
■ Direct (\$'s)	\$7,432,561	\$10,245,126	\$11,946,814	\$11,845,660	\$11,781,251
■ Indirect (\$'s)	\$1,966,593	\$2,013,810	\$2,327,074	\$3,287,287	\$3,216,489
■ Total Funding Total	\$9,399,154	\$12,258,936	\$14,273,888	\$15,132,947	\$14,997,739
■ Awards Processed	51	61	78	75	83

## School of Nursing - Award Results

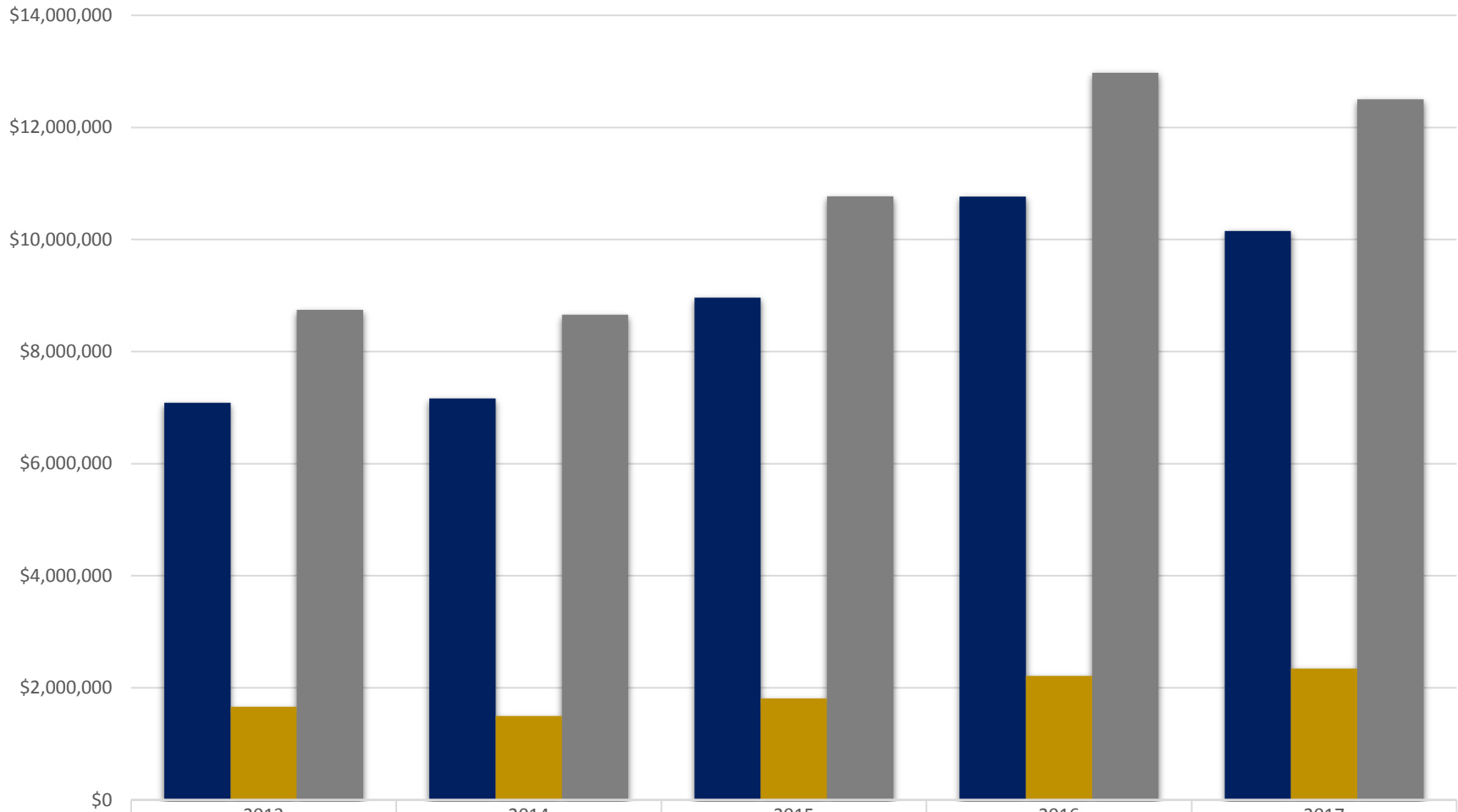
### Volume of Proposals Submitted and Awards Processed

#### August FY13-FY17



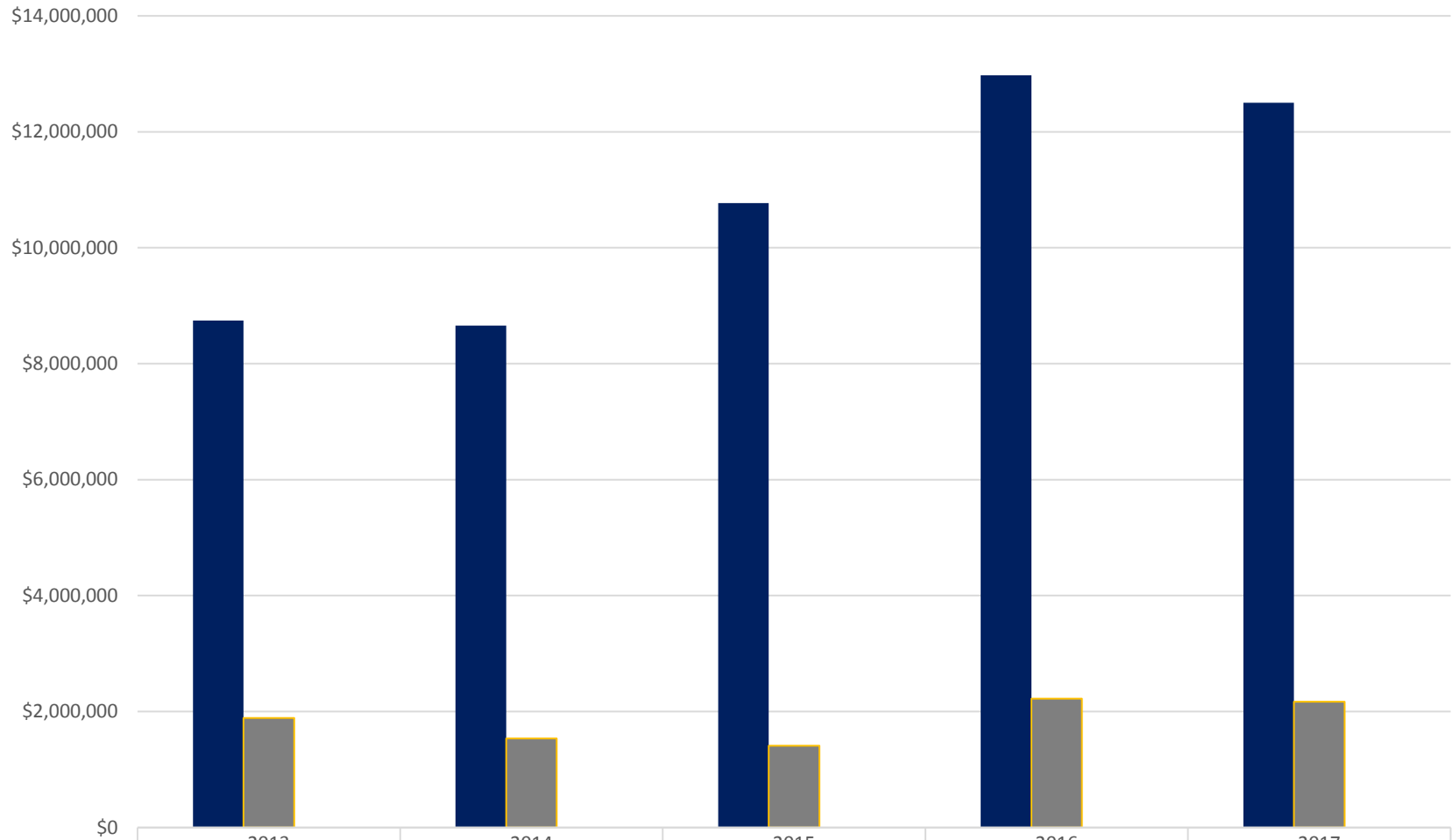
	2013	2014	2015	2016	2017
■ Proposals Processed Count	69	106	103	105	100
■ Awards Processed	51	61	78	75	83

## School of Nursing - Sponsored Research Expenditures Direct, Indirect and Total August FY13-FY17



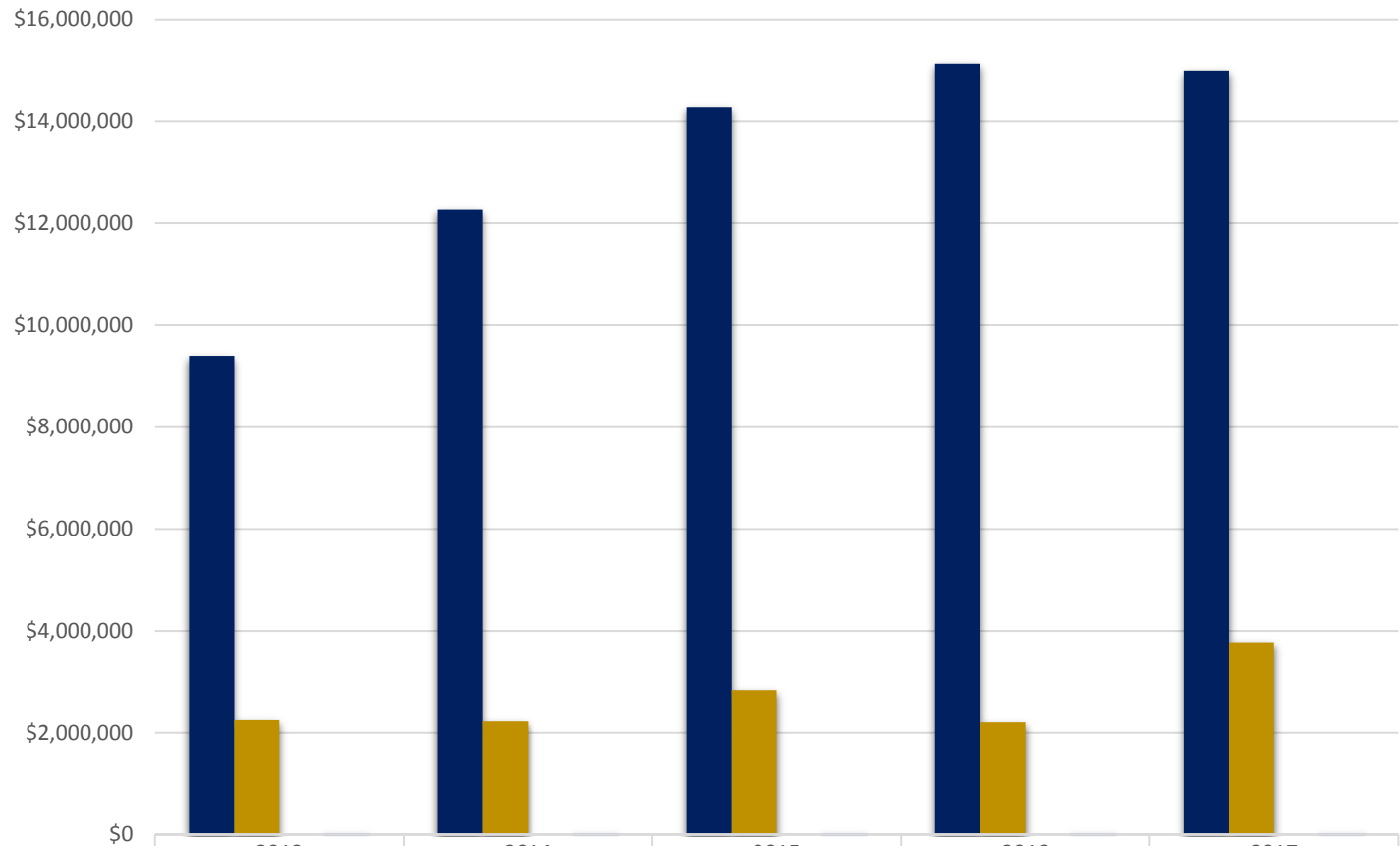
	2013	2014	2015	2016	2017
■ Direct (\$'s)	\$7,086,377	\$7,163,812	\$8,962,115	\$10,763,626	\$10,153,672
■ Indirect (\$'s)	\$1,660,778	\$1,495,370	\$1,810,279	\$2,213,097	\$2,346,156
■ Total Expenses	\$8,747,154	\$8,659,182	\$10,772,394	\$12,976,723	\$12,499,827

## School of Nursing Sponsored Research Expenditures, Outgoing Sub-Awards August FY13-FY17



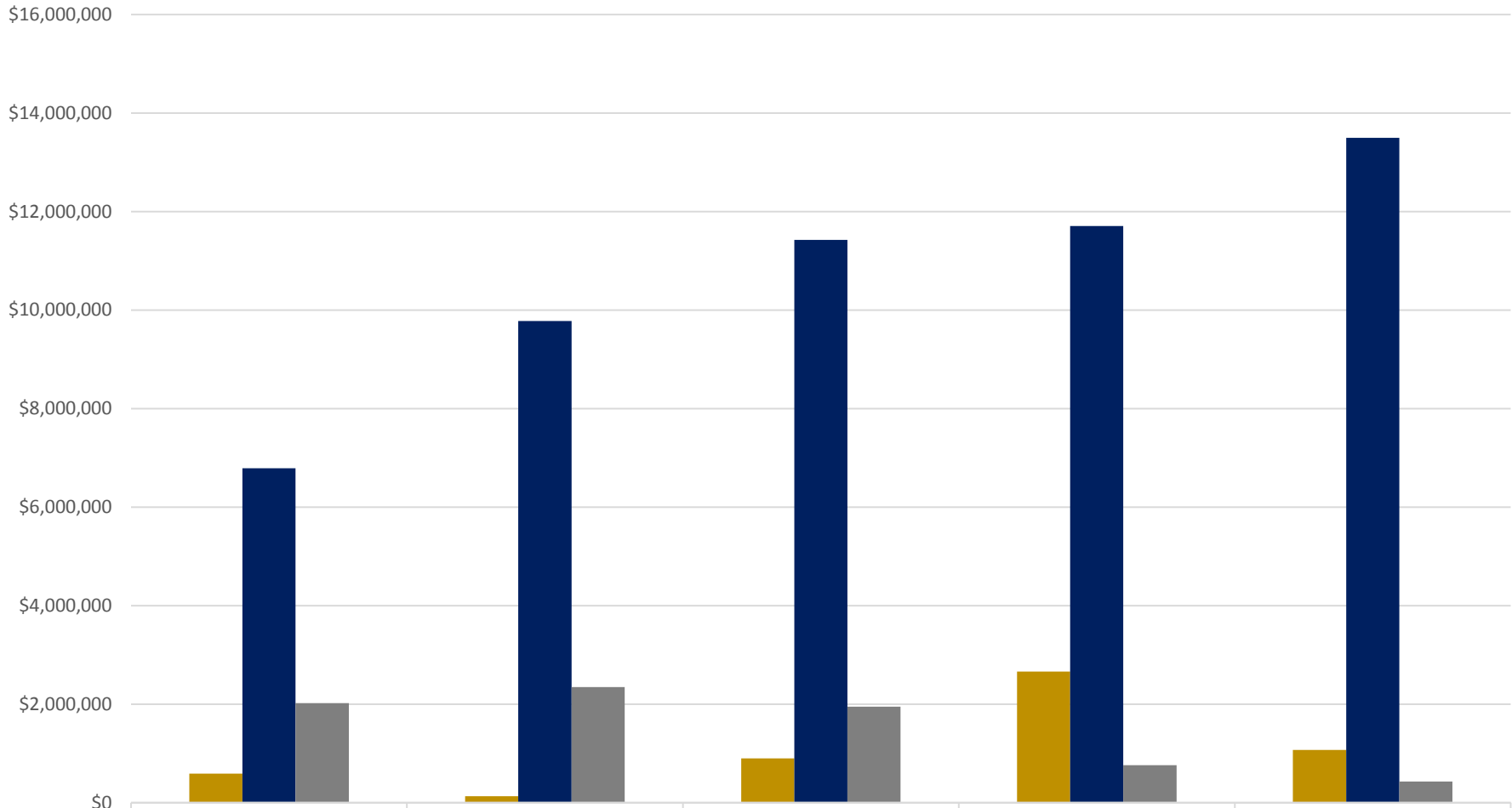
	2013	2014	2015	2016	2017
■ Total Expenses	\$8,747,154	\$8,659,182	\$10,772,394	\$12,976,723	\$12,499,827
■ Outgoing Sub-Awards	\$1,889,271	\$1,536,535	\$1,409,762	\$2,225,254	\$2,172,002
■ % of Expense Total	21.60%	17.74%	13.09%	17.15%	17.38%

## School of Nursing Awards Incoming Sub-Awards Total Award Funding and Processed August FY13-FY17



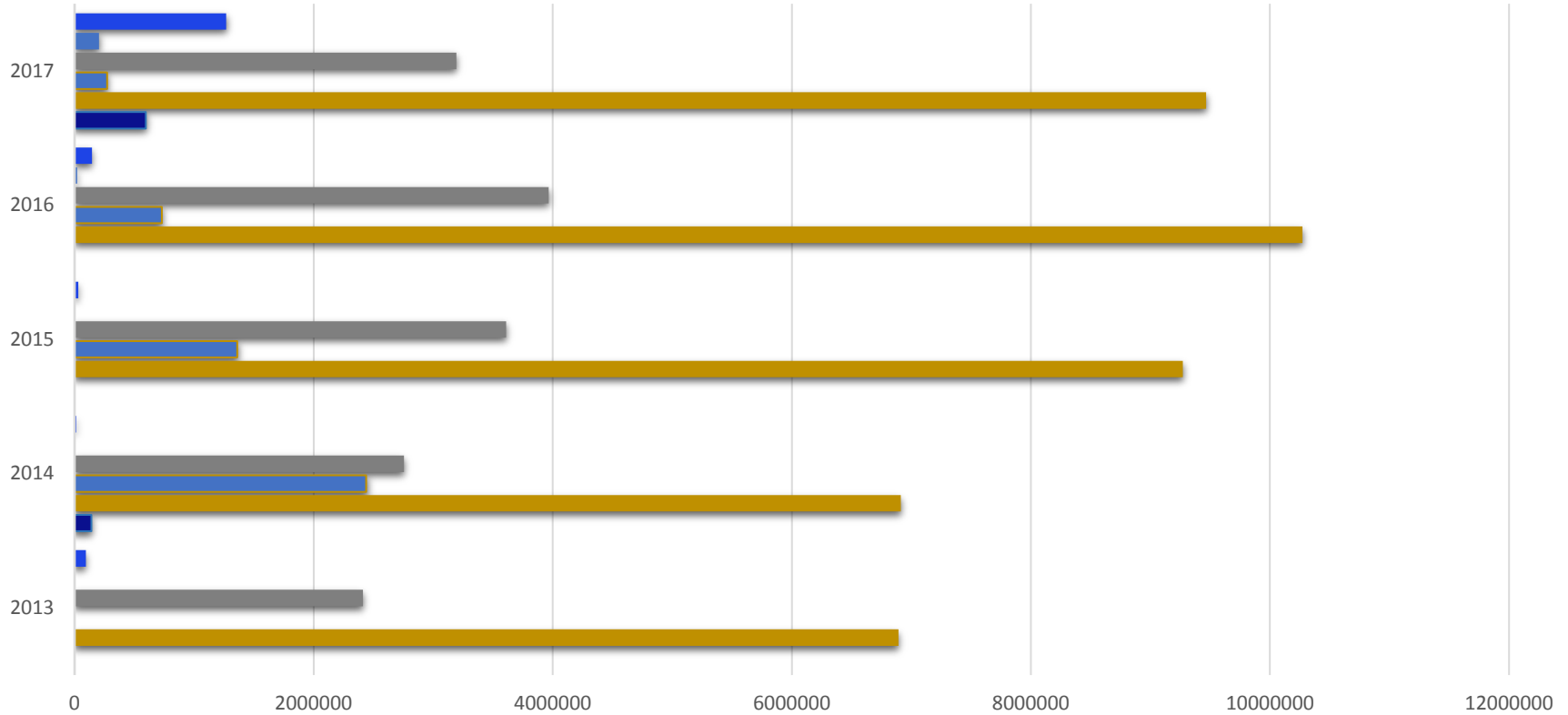
	2013	2014	2015	2016	2017
■ Total Award (Including Incoming Sub-Awards)	\$9,399,154	\$12,258,936	\$14,273,888	\$15,132,947	\$14,997,739
■ Total Incoming Sub-Awards	\$2,244,007	\$2,219,343	\$2,837,385	\$2,205,068	\$3,776,232
■ (Incoming Sub-Awards % of Total Award	23.87%	18.10%	19.88%	14.57%	25.18%
■ Awards Processed	51	61	78	75	83

## School of Nursing Award Results by Research Type August FY13-FY17



■ Other	\$589,620	\$133,655	\$900,535	\$2,662,105	\$1,069,432
■ Research	\$6,791,083	\$9,777,291	\$11,422,490	\$11,708,229	\$13,497,956
■ Training	\$2,018,451	\$2,347,990	\$1,950,863	\$762,613	\$430,351

## School of Nursing Award Results by Sponsored Type August FY13-FY17



	2013	2014	2015	2016	2017
■ University	\$94,369	\$14,990	\$29,990	\$145,380	\$1,267,034
■ State				\$21,538	\$204,158
■ Private	\$2,411,477	\$2,755,148	\$3,610,622	\$3,965,040	\$3,194,327
■ Foreign		\$2,438,143	\$1,361,488	\$729,032	\$271,893
■ Federal	\$6,893,308	\$6,910,450	\$9,271,788	\$10,271,957	\$9,465,327
■ Corporate		\$140,205			\$595,000