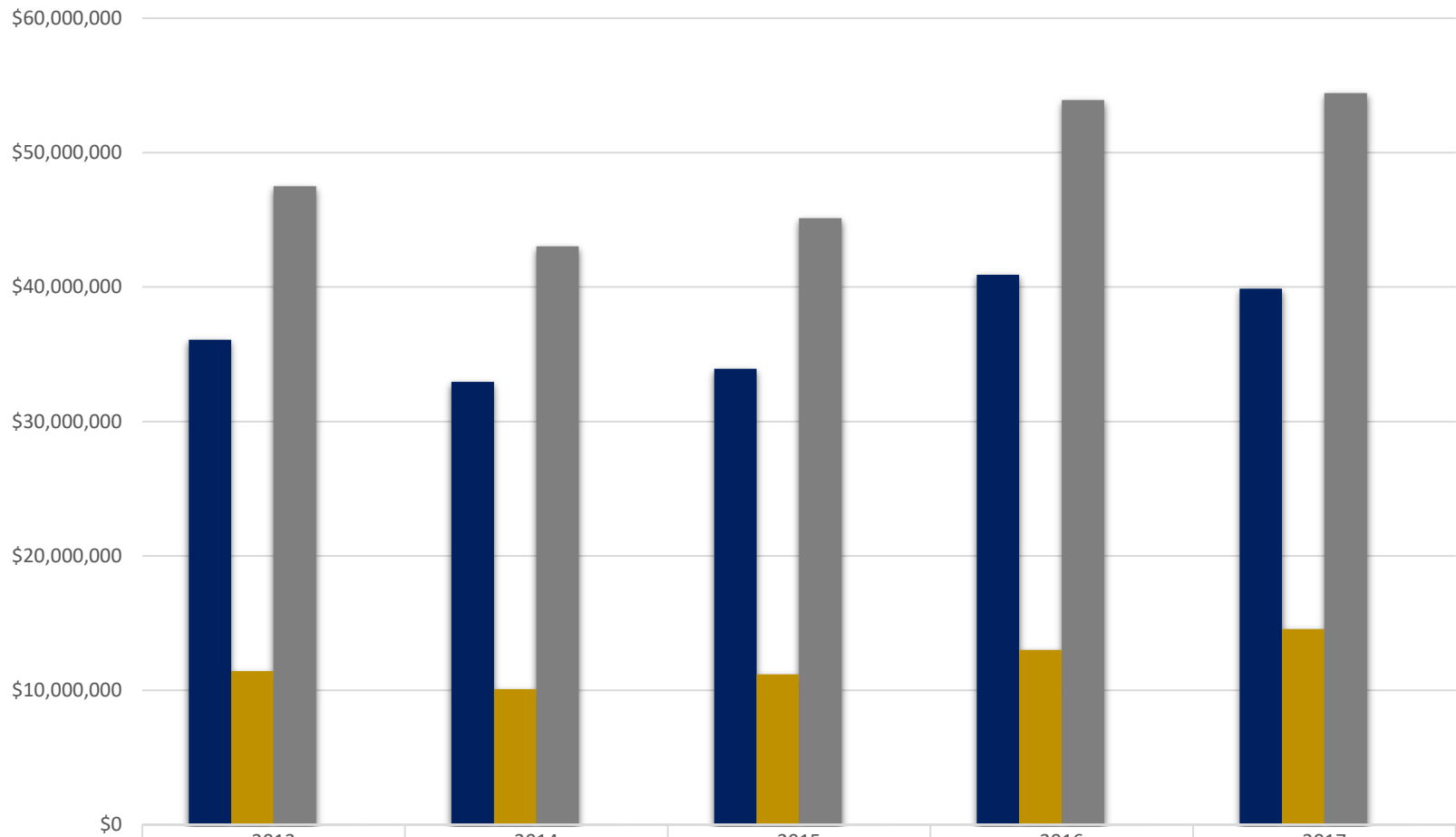


Emory College Proposals Submitted -Direct, Indirect and Total (\$'s) Processed August FY13-FY17

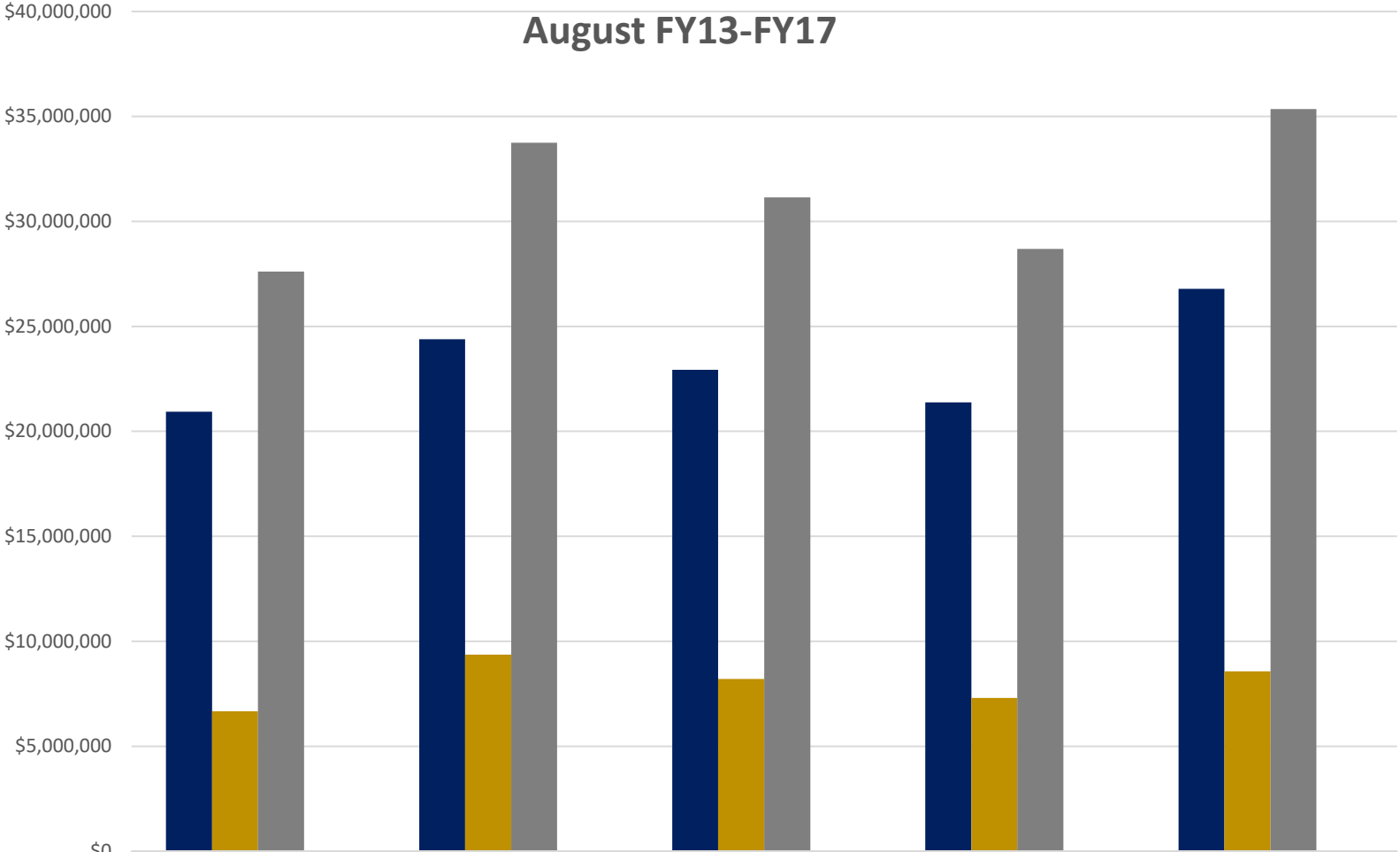


■ Direct Budget Amount	\$36,079,188	\$32,945,860	\$33,924,288	\$40,904,668	\$39,870,735
■ Indirect Budget Amount	\$11,417,429	\$10,093,261	\$11,192,100	\$13,009,386	\$14,557,114
■ Total Proposal	\$47,496,617	\$43,039,121	\$45,116,388	\$53,914,054	\$54,427,849
■ Proposals Processed Count	289	255	281	282	273

Emory College - Award Results

Direct, Indirect, Total and Award Processed

August FY13-FY17

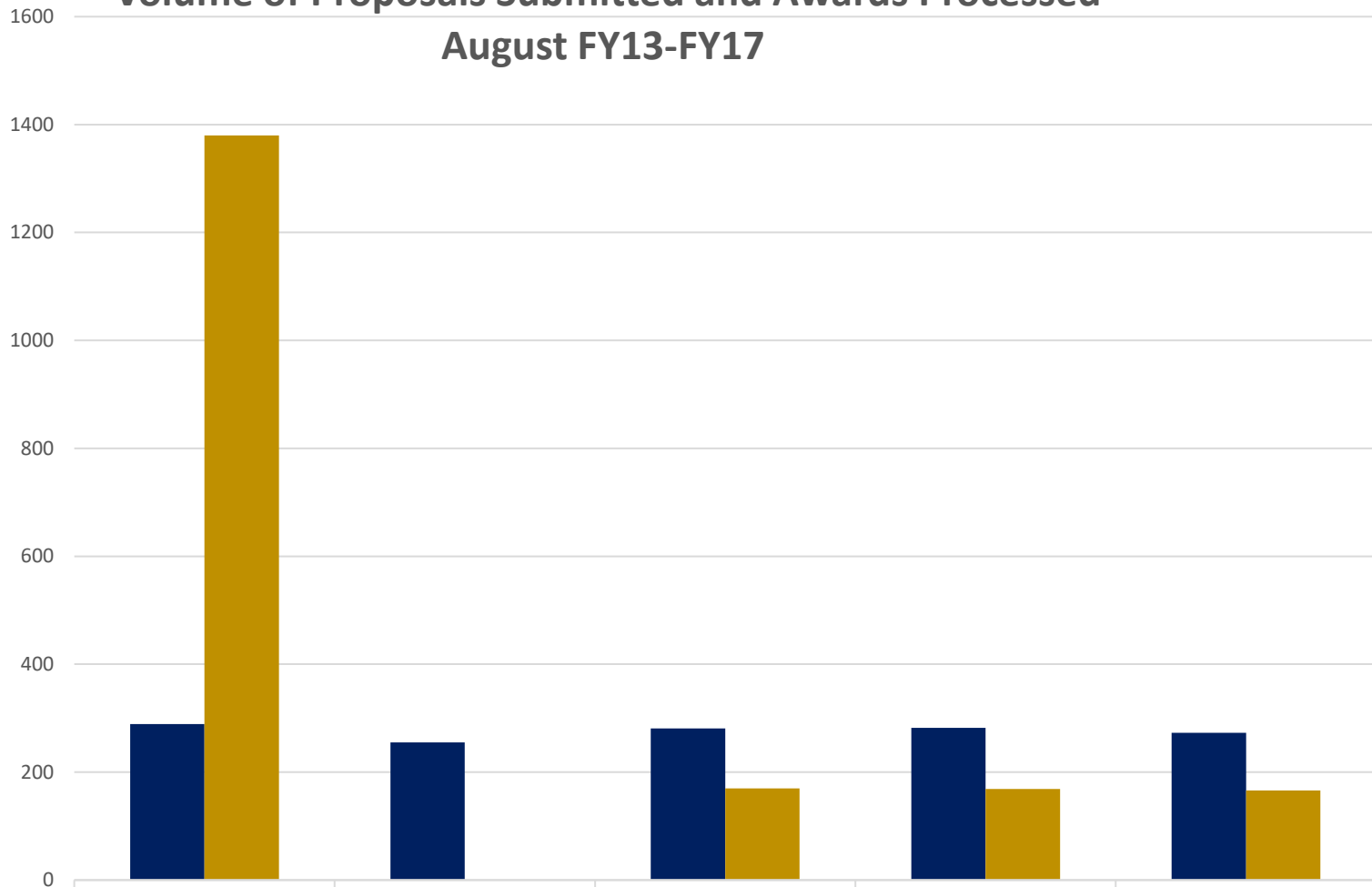


	2013	2014	2015	2016	2017
■ Direct (\$'s)	\$20,937,186	\$24,386,802	\$22,935,767	\$21,386,845	\$26,785,120
■ Indirect (\$'s)	\$6,671,801	\$9,366,621	\$8,203,091	\$7,298,519	\$8,571,044
■ Total Funding Total	\$27,608,987	\$33,753,423	\$31,138,858	\$28,685,364	\$35,356,165
■ Awards Processed	170	169	166	145	174

Emory College - Award Results

Volume of Proposals Submitted and Awards Processed

August FY13-FY17

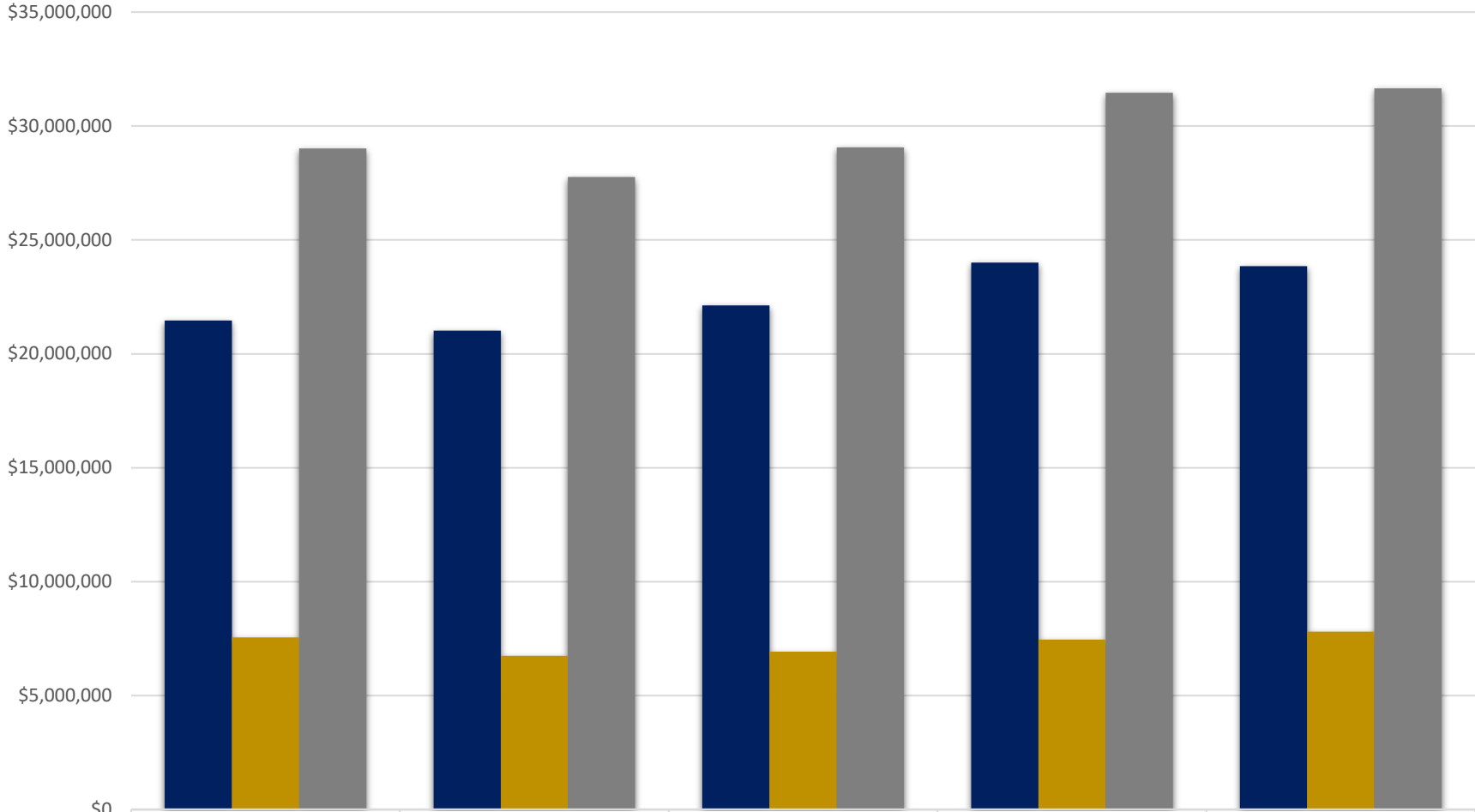


	2013	2014	2015	2016	2017
■ Proposals Processed Count	289	255	281	282	273
■ Awards Processed	1380	0	170	169	166

Emory College - Sponsored Research Expenditures

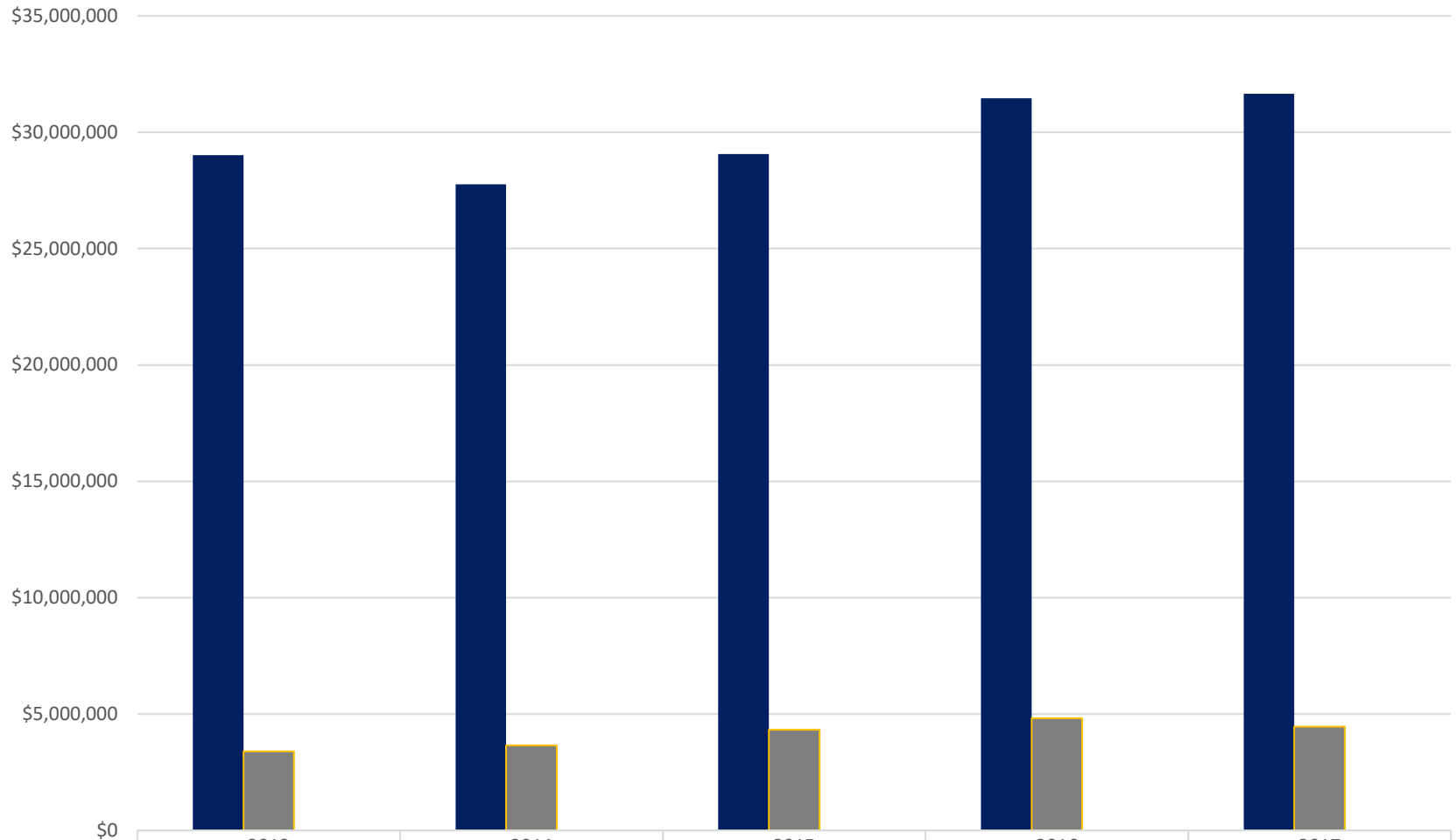
Direct, Indirect and Total

August FY13-FY17



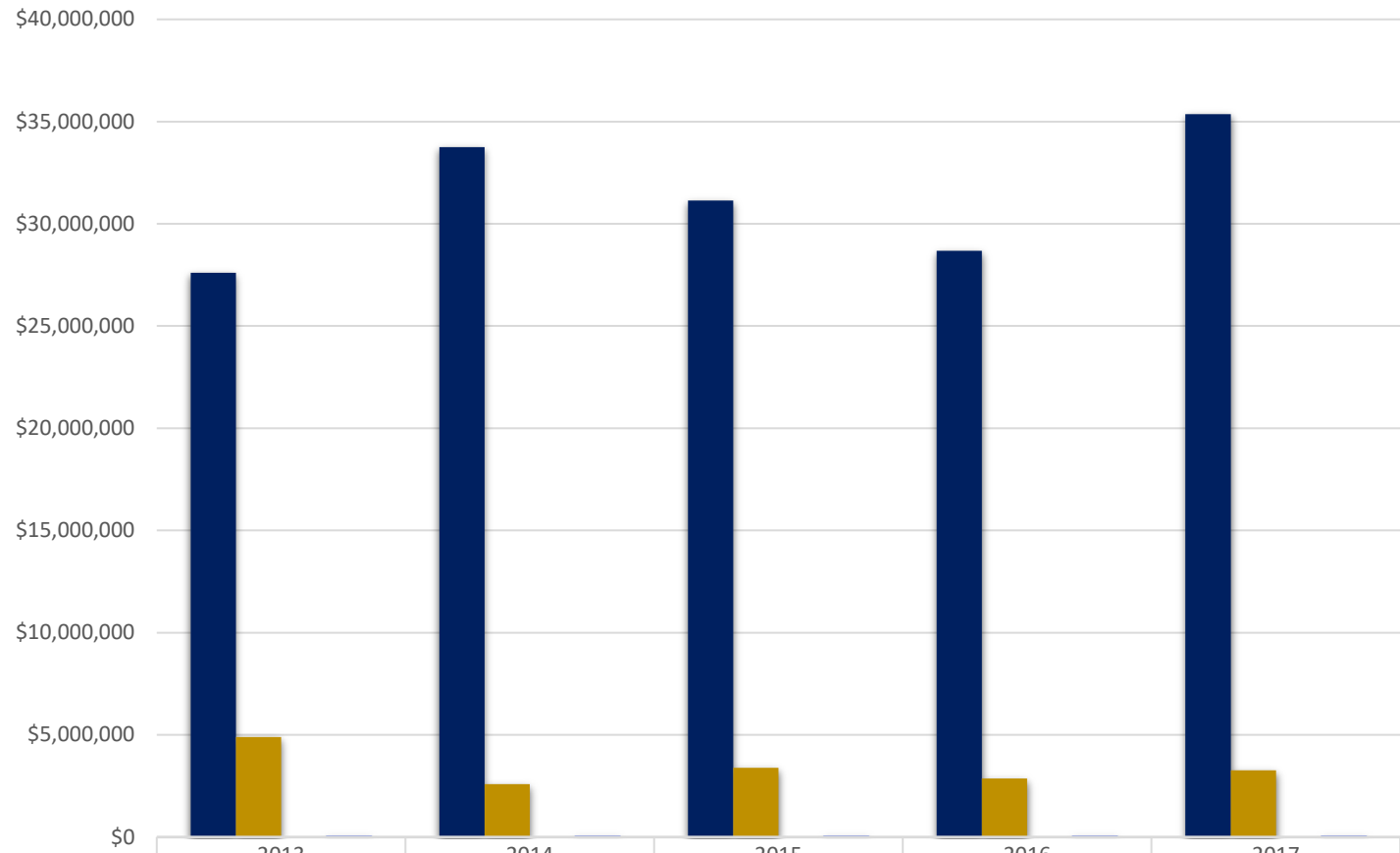
	2013	2014	2015	2016	2017
■ Direct (\$'s)	\$21,461,857	\$21,013,817	\$22,132,112	\$24,002,996	\$23,853,020
■ Indirect (\$'s)	\$7,549,009	\$6,746,768	\$6,928,307	\$7,451,889	\$7,802,009
■ Total Expenses	\$29,010,866	\$27,760,586	\$29,060,419	\$31,454,885	\$31,655,029

Emory College Sponsored Research Expenditures, Outgoing Sub-Awards August FY13-FY17



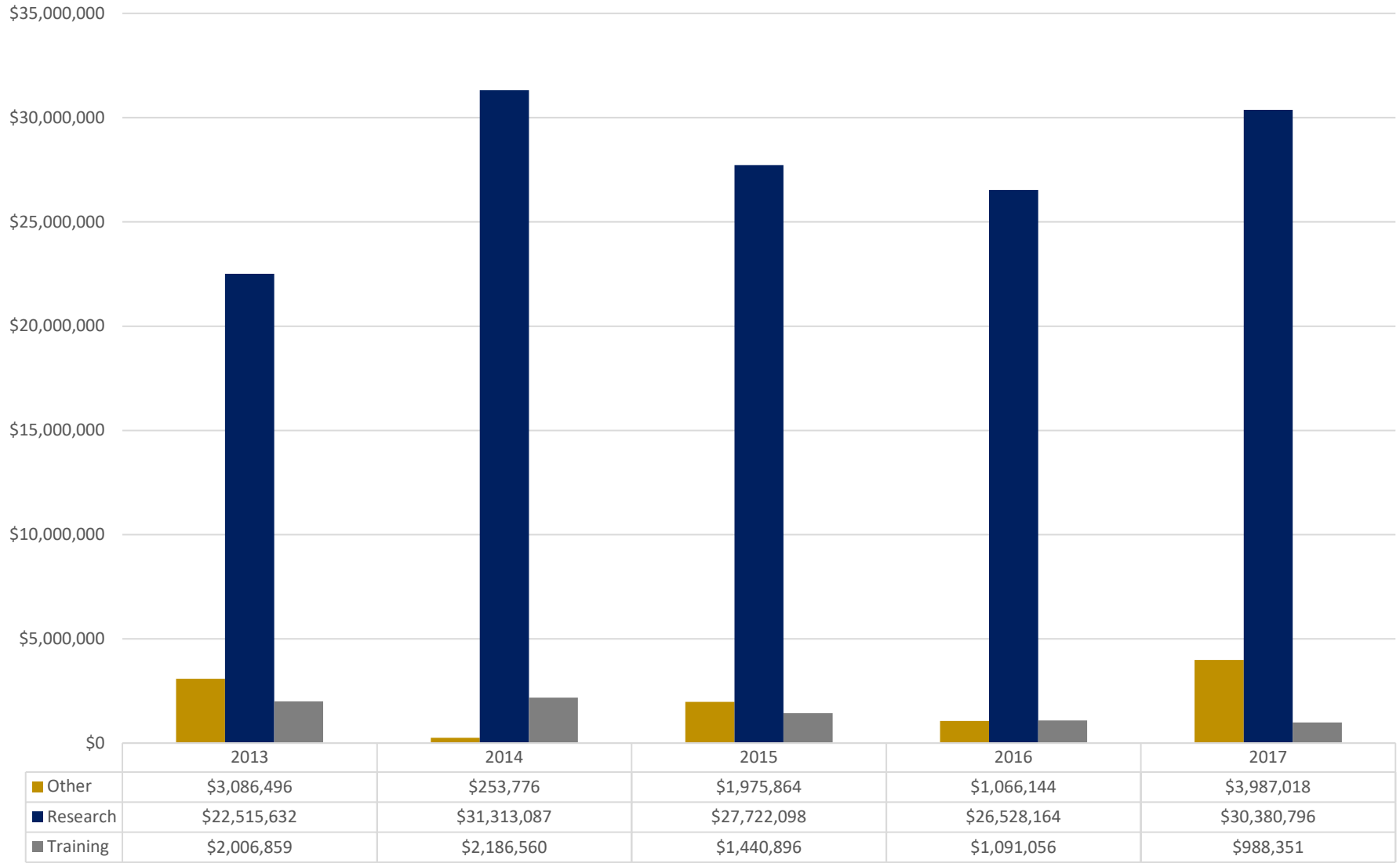
	2013	2014	2015	2016	2017
■ Total Expenses	\$29,010,866	\$27,760,586	\$29,060,419	\$31,454,885	\$31,655,029
■ Outgoing Sub-Awards	\$3,396,746	\$3,647,557	\$4,331,451	\$4,816,817	\$4,454,853
■ % of Expense Total	11.71%	13.14%	14.90%	15.31%	14.07%

Emory College Awards Incoming Sub-Awards Total Award Funding and Processed August FY13-FY17

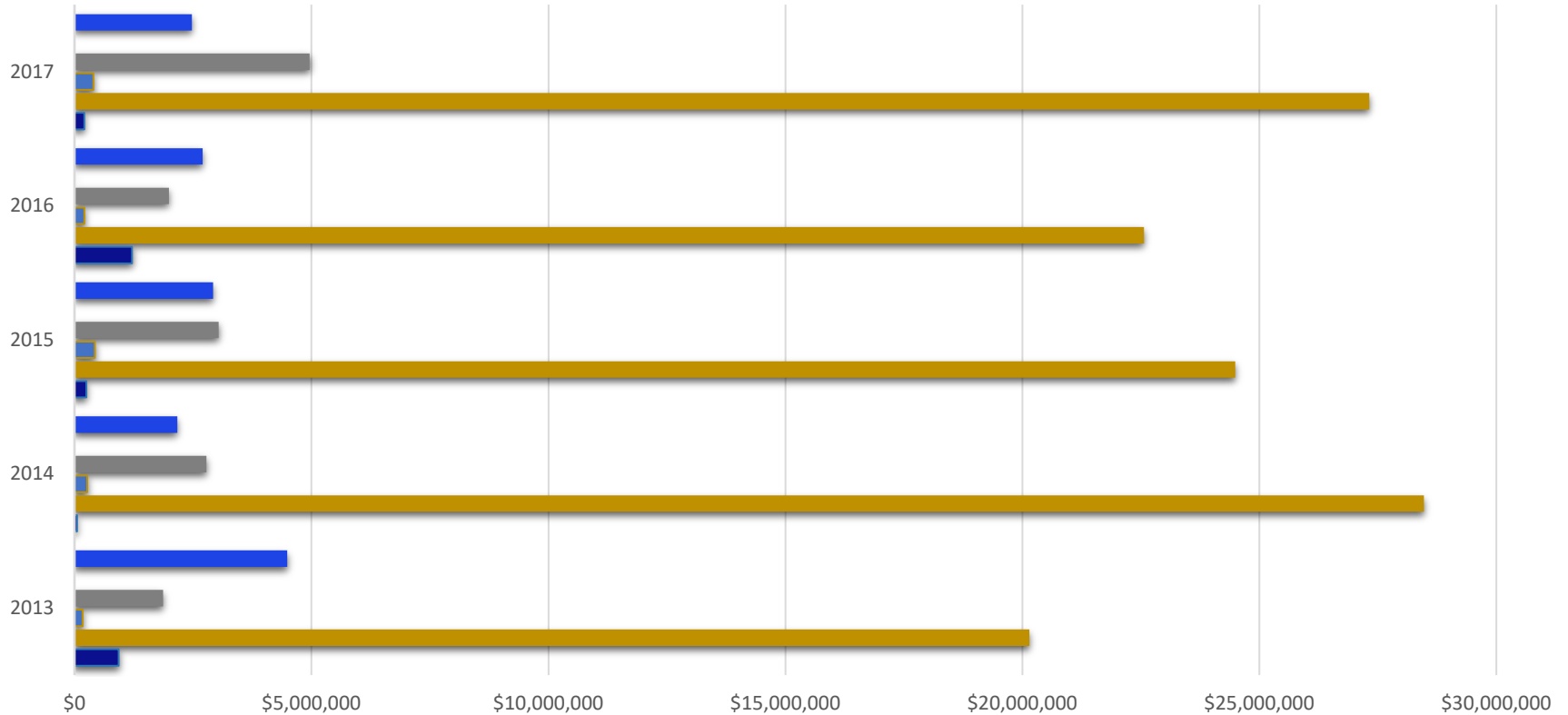


	2013	2014	2015	2016	2017
■ Total Award (Including Incoming Sub-Awards)	\$27,608,987	\$33,753,423	\$31,138,858	\$28,685,364	\$35,356,165
■ Total Incoming Sub-Awards	\$4,892,899	\$2,582,876	\$3,392,682	\$2,866,005	\$3,270,878
■ (Incoming Sub-Awards % of Total Award	17.72%	7.65%	10.90%	9.99%	9.25%
■ Awards Processed	170	169	166	145	174

Emory College Award Results by Research Type August FY13-FY17



Emory College Award Results by Sponsored Type August FY13-FY17



	2013	2014	2015	2016	2017
■ University	\$4,488,834	\$2,168,494	\$2,925,646	\$2,700,833	\$2,477,898
■ State				\$10,000	
■ Private	\$1,869,701	\$2,784,829	\$3,042,215	\$1,992,183	\$4,957,848
■ Foreign	\$169,392	\$270,216	\$425,742	\$204,707	\$395,073
■ Federal	\$20,149,587	\$28,473,867	\$24,493,445	\$22,565,784	\$27,317,002
■ Corporate	\$931,473	\$56,016	\$251,810	\$1,211,857	\$208,344