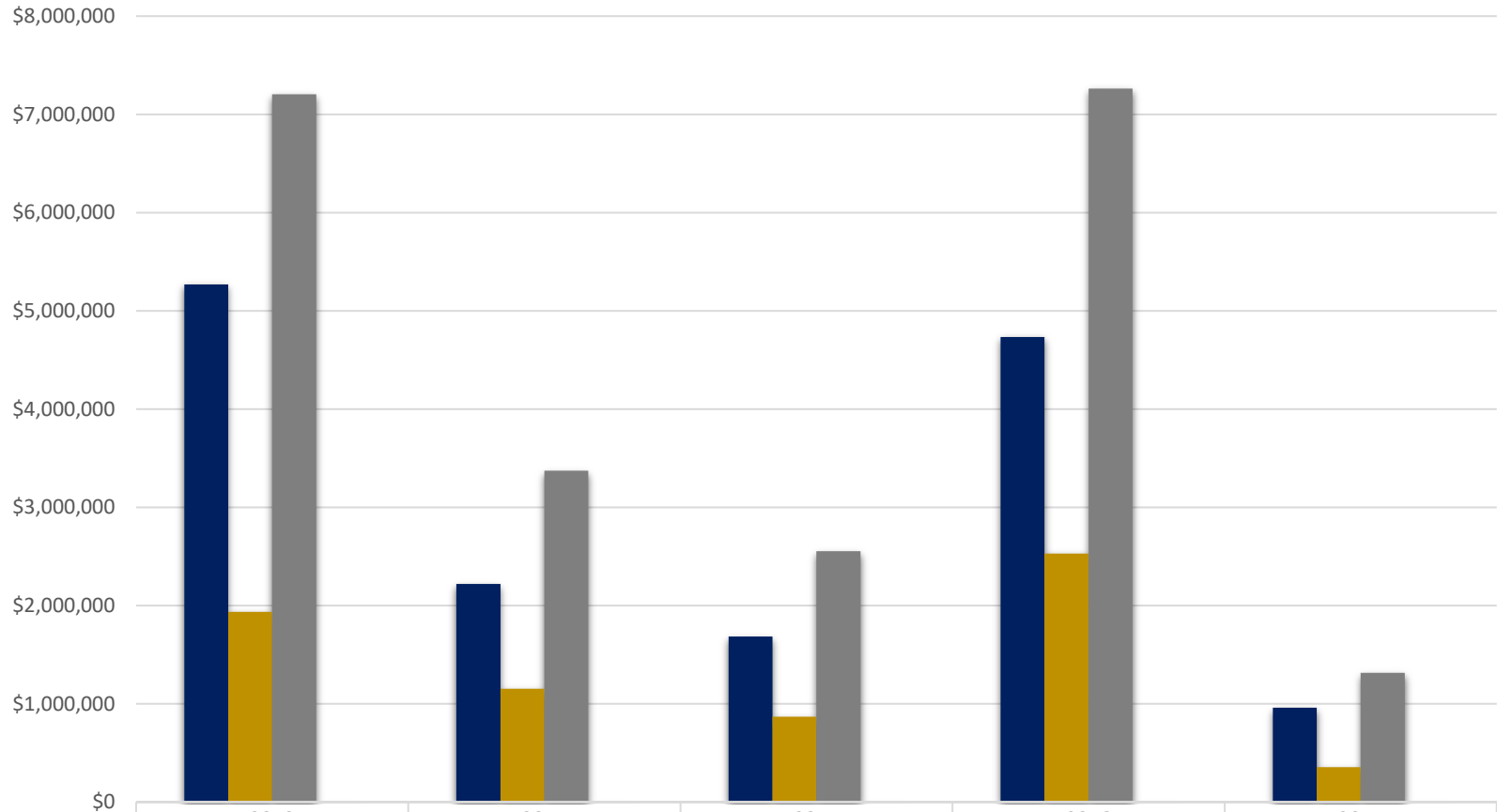


## EVP-Health Affairs Proposals Submitted -Direct, Indirect and Total (\$'s) Processed August FY13-FY17

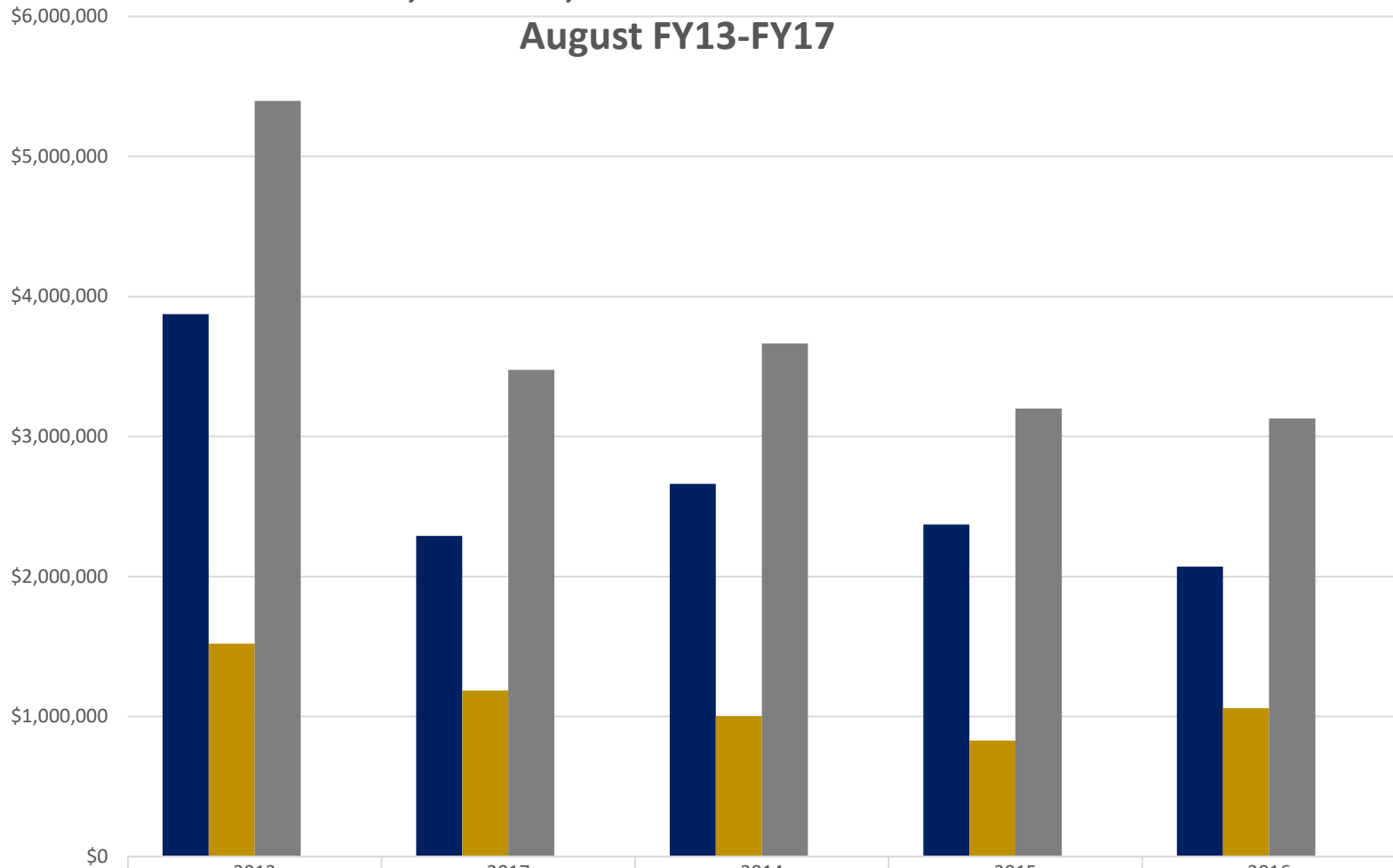


	2013	2014	2015	2016	2017
Direct Budget Amount	\$5,268,309	\$2,220,419	\$1,684,429	\$4,733,121	\$961,695
Indirect Budget Amount	\$1,936,440	\$1,151,502	\$868,902	\$2,530,221	\$354,537
Total Proposal	\$7,204,749	\$3,371,921	\$2,553,331	\$7,263,342	\$1,316,232
Proposals Processed Count	24	11	6	12	6

## EVP-Health Affairs - Award Results

### Direct, Indirect, Total and Award Processed

#### August FY13-FY17

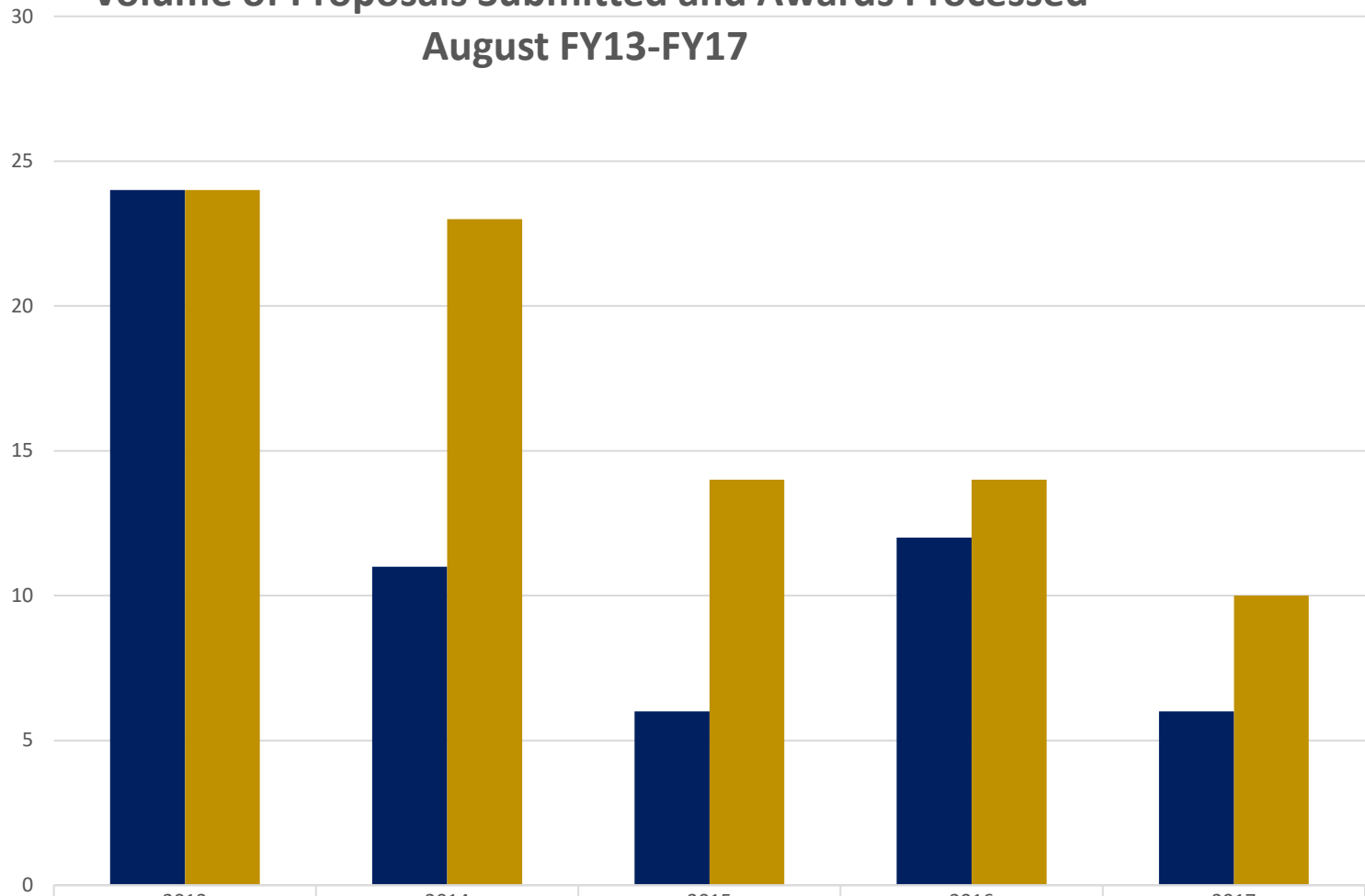


	2013	2017	2014	2015	2016
■ Direct (\$'s)	\$3,874,607	\$2,290,315	\$2,660,851	\$2,370,901	\$2,070,117
■ Indirect (\$'s)	\$1,520,811	\$1,184,928	\$1,003,393	\$828,888	\$1,058,735
■ Total Funding Total	\$5,395,418	\$3,475,243	\$3,664,244	\$3,199,789	\$3,128,852
■ Awards Processed	24	23	14	14	10

## EVP-Health Affairs - Award Results

### Volume of Proposals Submitted and Awards Processed

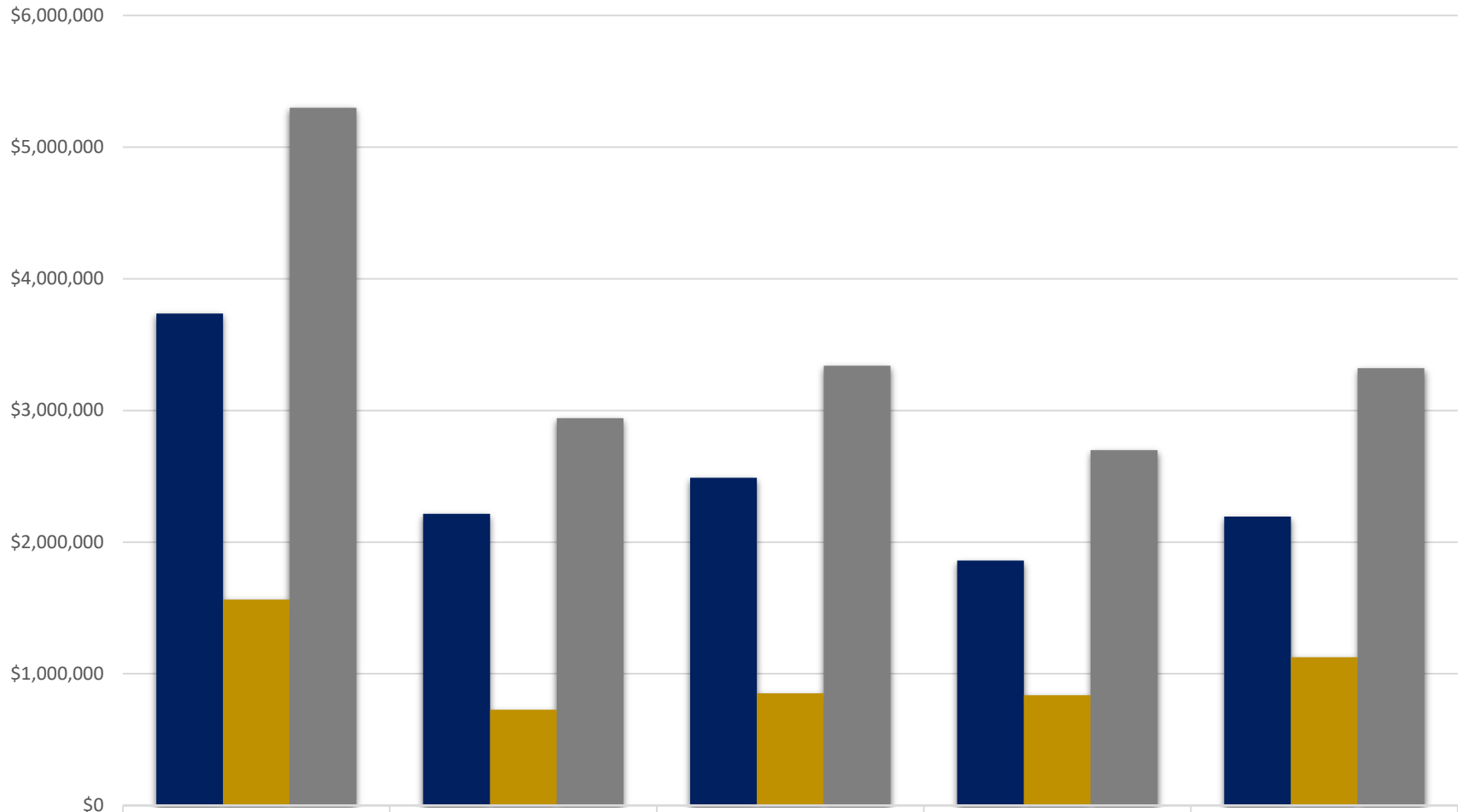
#### August FY13-FY17



■ Proposals Processed Count  
 ■ Awards Processed

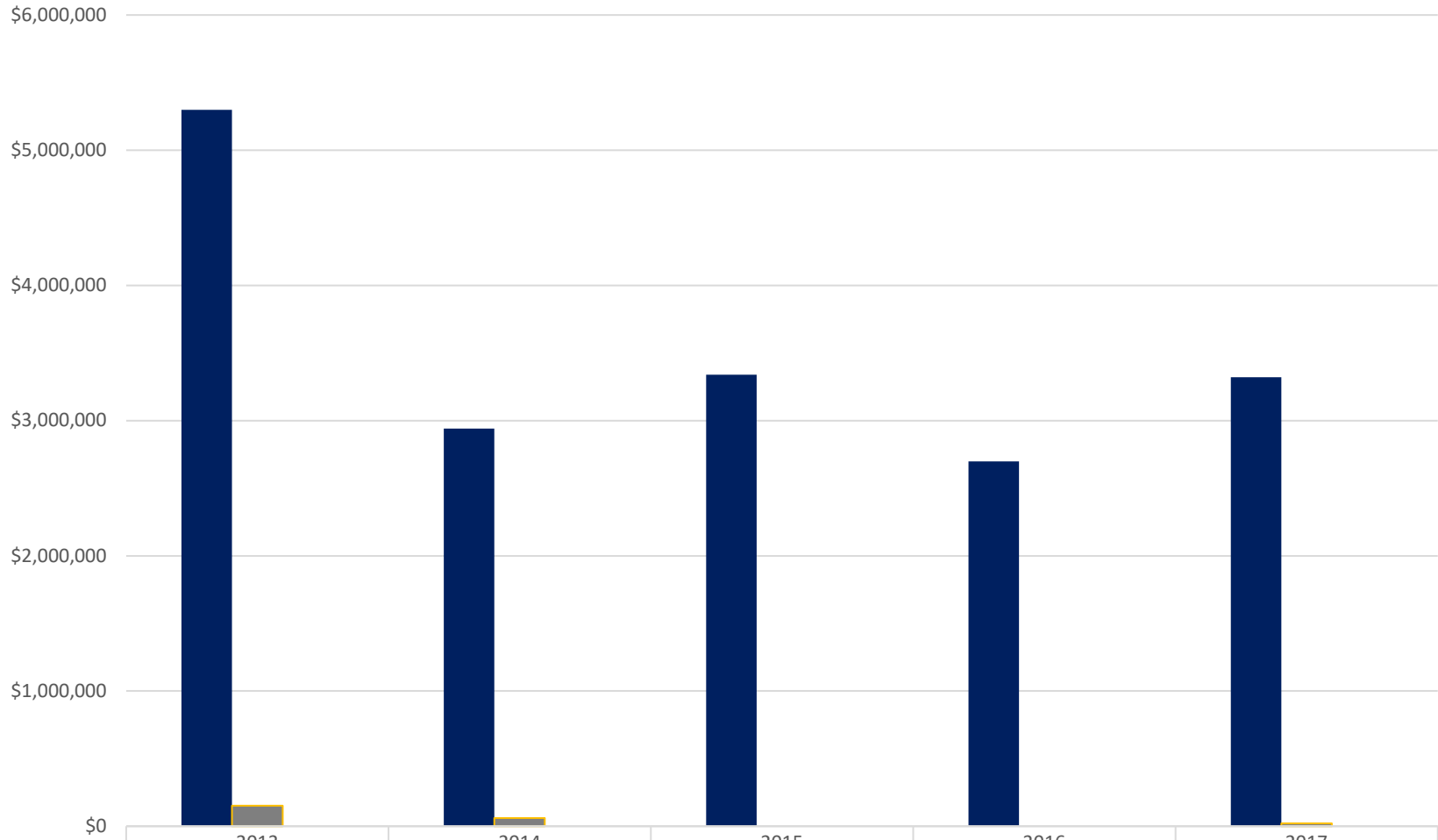
	2013	2014	2015	2016	2017
Proposals Processed Count	24	11	6	12	6
Awards Processed	24	23	14	14	10

## EVP-Health Affairs - Sponsored Research Expenditures Direct, Indirect and Total August FY13-FY17



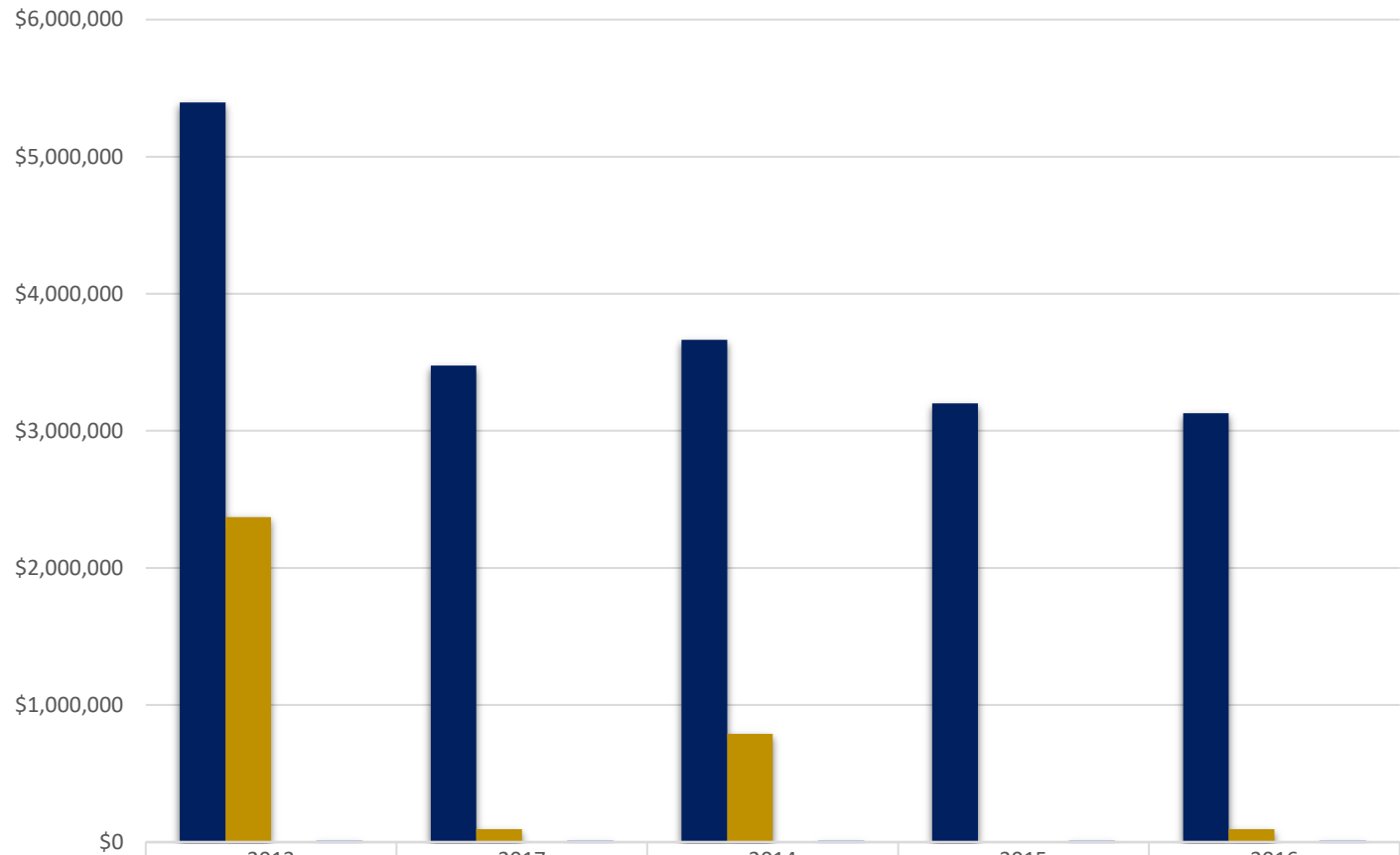
	2013	2014	2015	2016	2017
■ Direct (\$'s)	\$3,735,958	\$2,214,008	\$2,488,356	\$1,860,943	\$2,194,871
■ Indirect (\$'s)	\$1,562,470	\$726,965	\$850,710	\$837,853	\$1,125,050
■ Total Expenses	\$5,298,428	\$2,940,972	\$3,339,066	\$2,698,796	\$3,319,921

## EVP-Health Affairs Sponsored Research Expenditures, Outgoing Sub-Awards August FY13-FY17



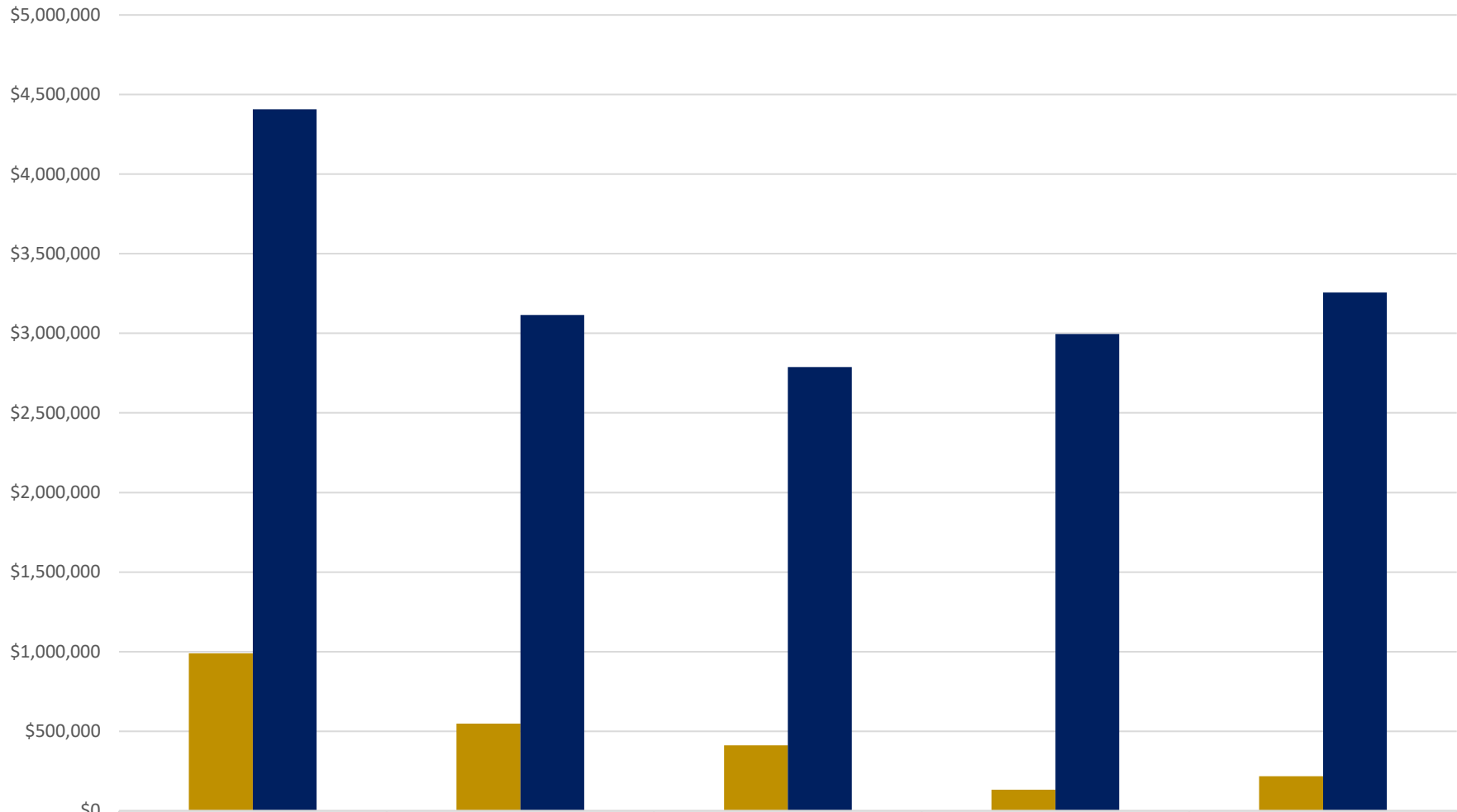
■ Total Expenses	\$5,298,428	\$2,940,972	\$3,339,066	\$2,698,796	\$3,319,921
■ Outgoing Sub-Awards	\$151,462	\$60,832			\$21,168
■ % of Expense Total	2.86%	2.07%			0.64%

## EVP-Health Affairs Awards Incoming Sub-Awards Total Award Funding and Processed August FY13-FY17



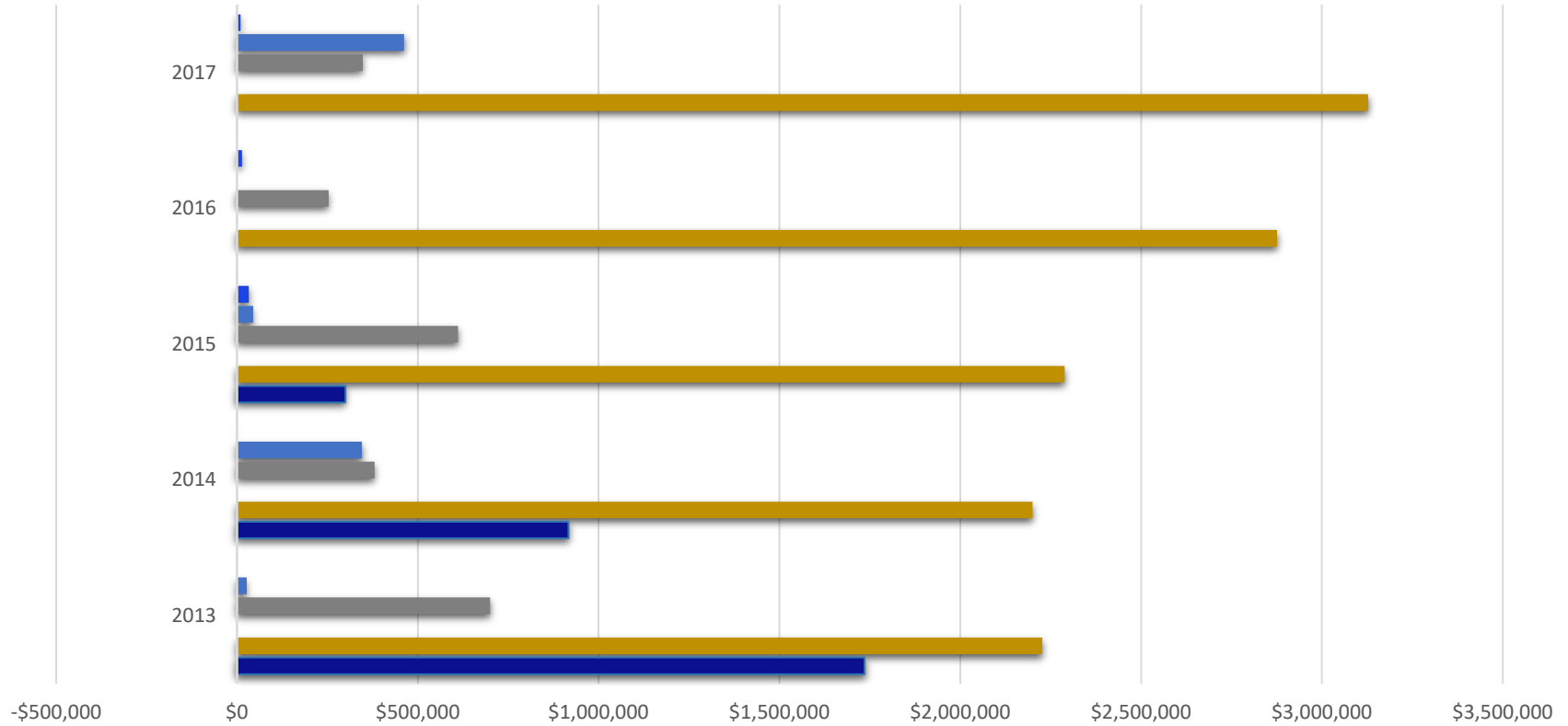
■ Total Award (Including Incoming Sub-Awards)	\$5,395,418	\$3,475,243	\$3,664,244	\$3,199,789	\$3,128,852
■ Total Incoming Sub-Awards	\$2,370,600	\$94,127	\$789,606		\$94,656
■ (Incoming Sub-Awards % of Total Award)	43.94%	2.71%	21.55%		3.03%
■ Awards Processed	24	23	14	14	10

## EVP-Health Affairs Award Results by Research Type August FY13-FY17



	2013	2017	2014	2015	2016
Other	\$988,948	\$548,393	\$411,900	\$133,218	\$218,047
Research	\$4,406,470	\$3,115,852	\$2,787,889	\$2,995,634	\$3,257,196

## EVP-Health Affairs Award Results by Sponsored Type August FY13-FY17



	2013	2014	2015	2016	2017
■ University		-\$51	\$32,500	\$14,000	\$10,000
■ State	\$26,665	\$345,235	\$44,421	\$0	\$462,066
■ Private	\$699,781	\$380,548	\$611,410	\$253,218	\$348,047
■ Foreign	\$0				\$0
■ Federal	\$2,226,240	\$2,199,638	\$2,288,379	\$2,875,634	\$3,127,196
■ Corporate	\$1,735,214	\$916,214	\$300,000		