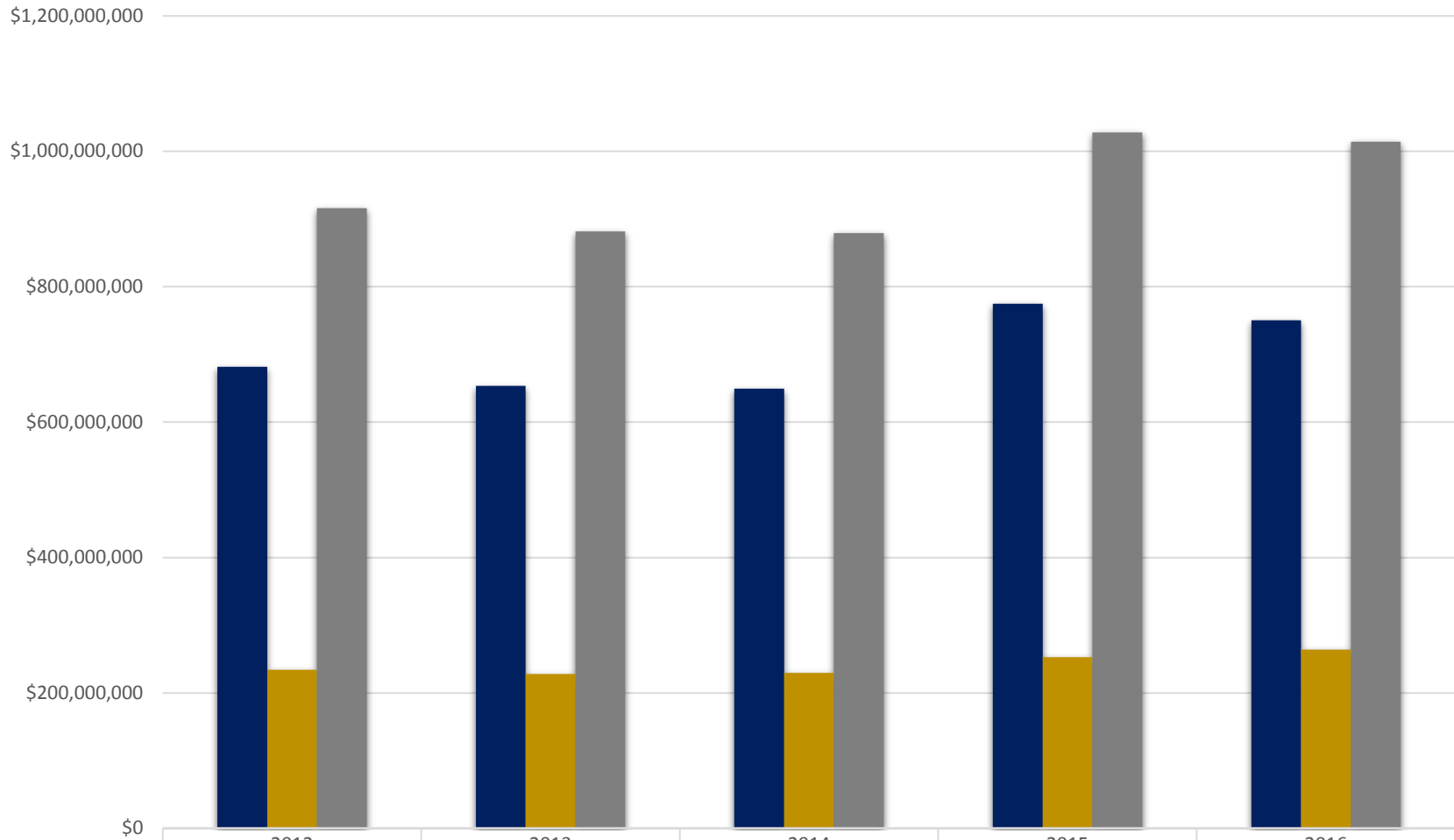
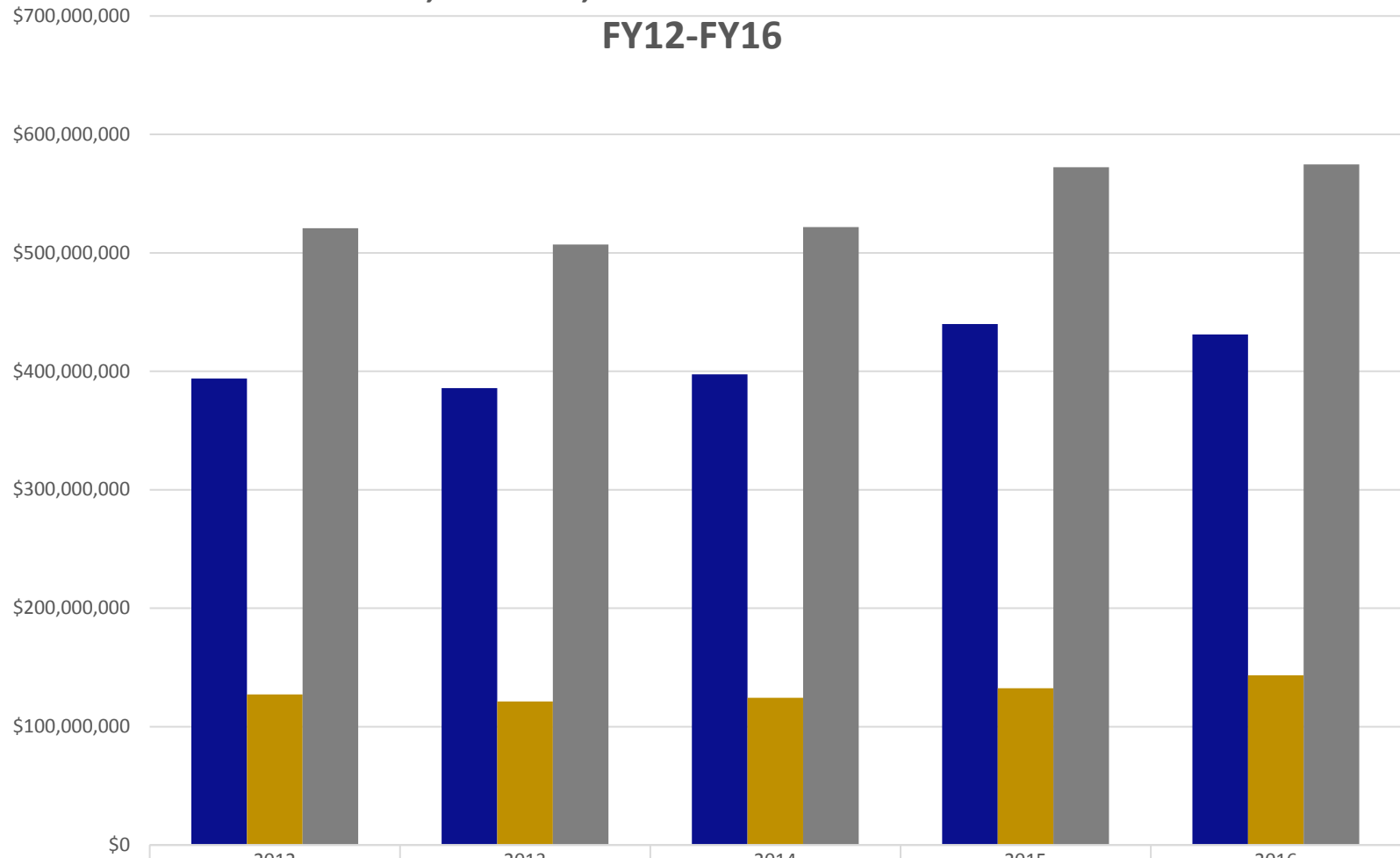


## Emory University Proposals Submitted -Direct, Indirect and Total (\$'s) Processed FY12-FY16



	2012	2013	2014	2015	2016
■ Direct Budget Amount	\$681,709,384	\$653,564,451	\$649,524,699	\$774,824,214	\$750,381,068
■ Indirect Budget Amount	\$234,250,087	\$228,066,582	\$229,814,015	\$252,826,386	\$263,854,234
■ Total Proposal	\$915,959,471	\$881,631,033	\$879,338,714	\$1,027,650,600	\$1,014,235,302

## Emory University - Award Results Direct, Indirect, Total and Award Processed FY12-FY16

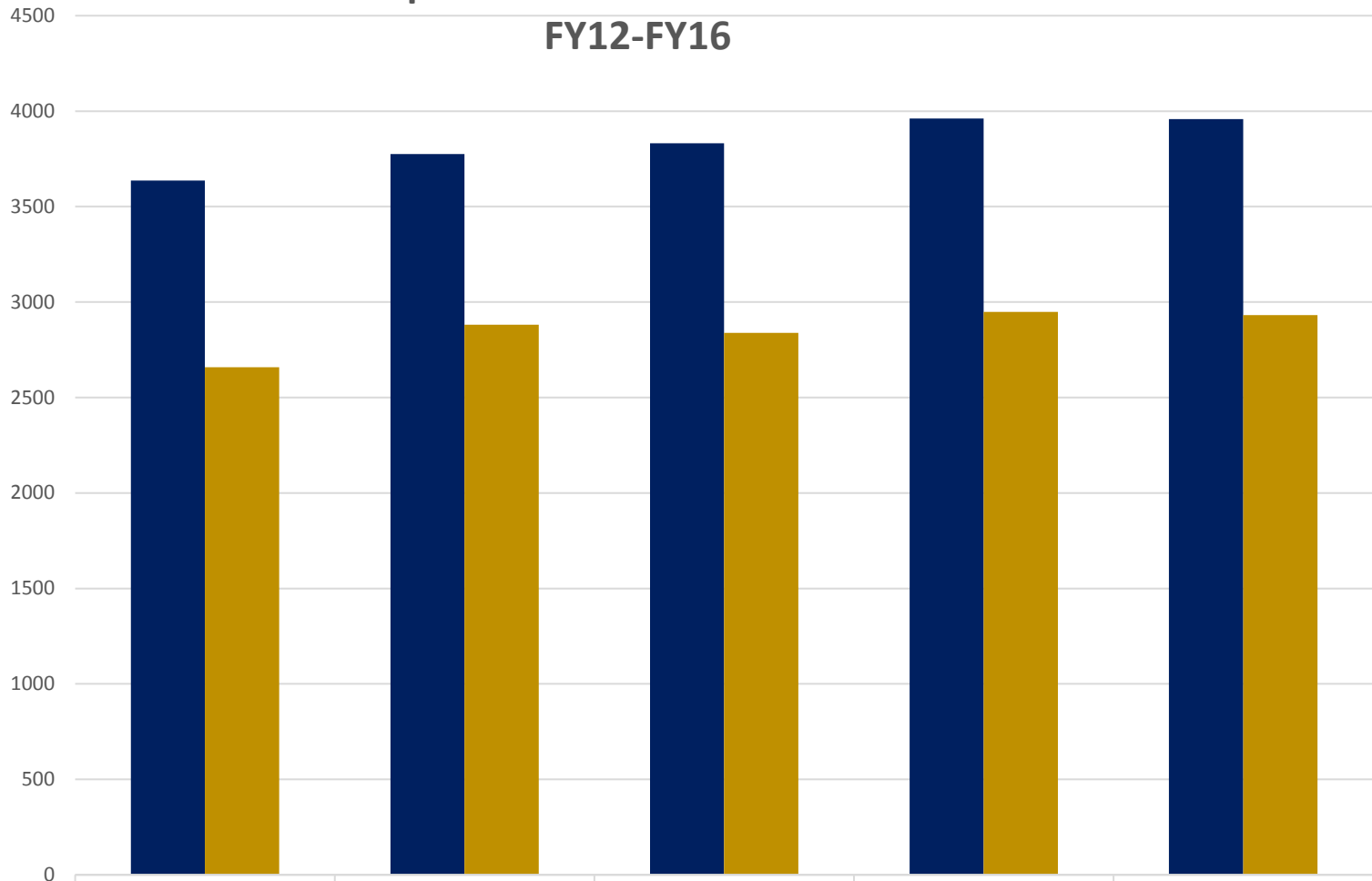


	2012	2013	2014	2015	2016
■ Direct (\$'s)	\$393,766,327	\$385,817,864	\$397,542,703	\$439,947,724	\$431,245,108
■ Indirect (\$'s)	\$127,118,543	\$121,271,753	\$124,284,486	\$132,461,813	\$143,348,346
■ Total Funding	520,884,870	507,089,617	521,827,189	572,409,537	574,593,454

## Emory University - Award Results

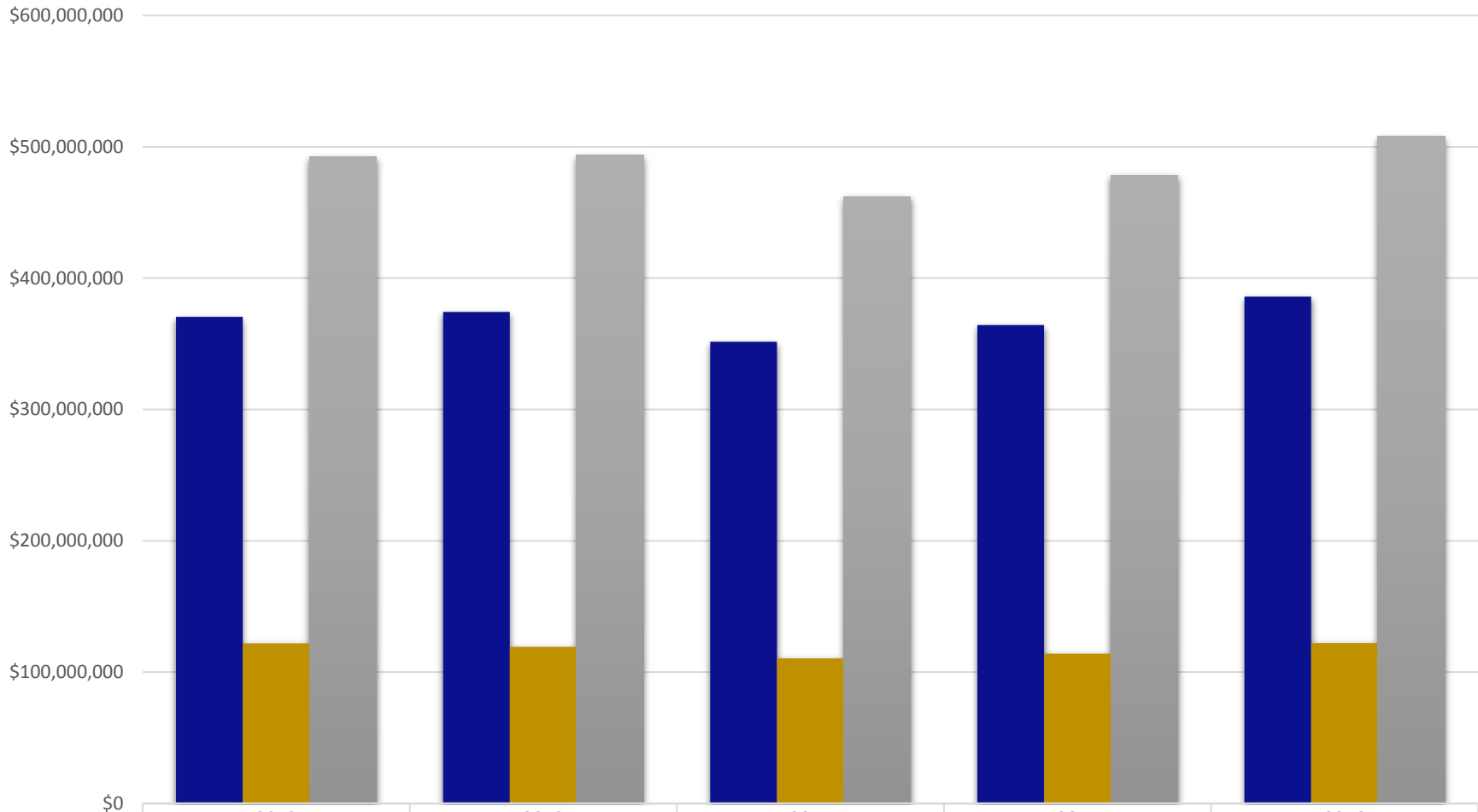
### Volume of Proposals Submitted and Awards Processed

**FY12-FY16**



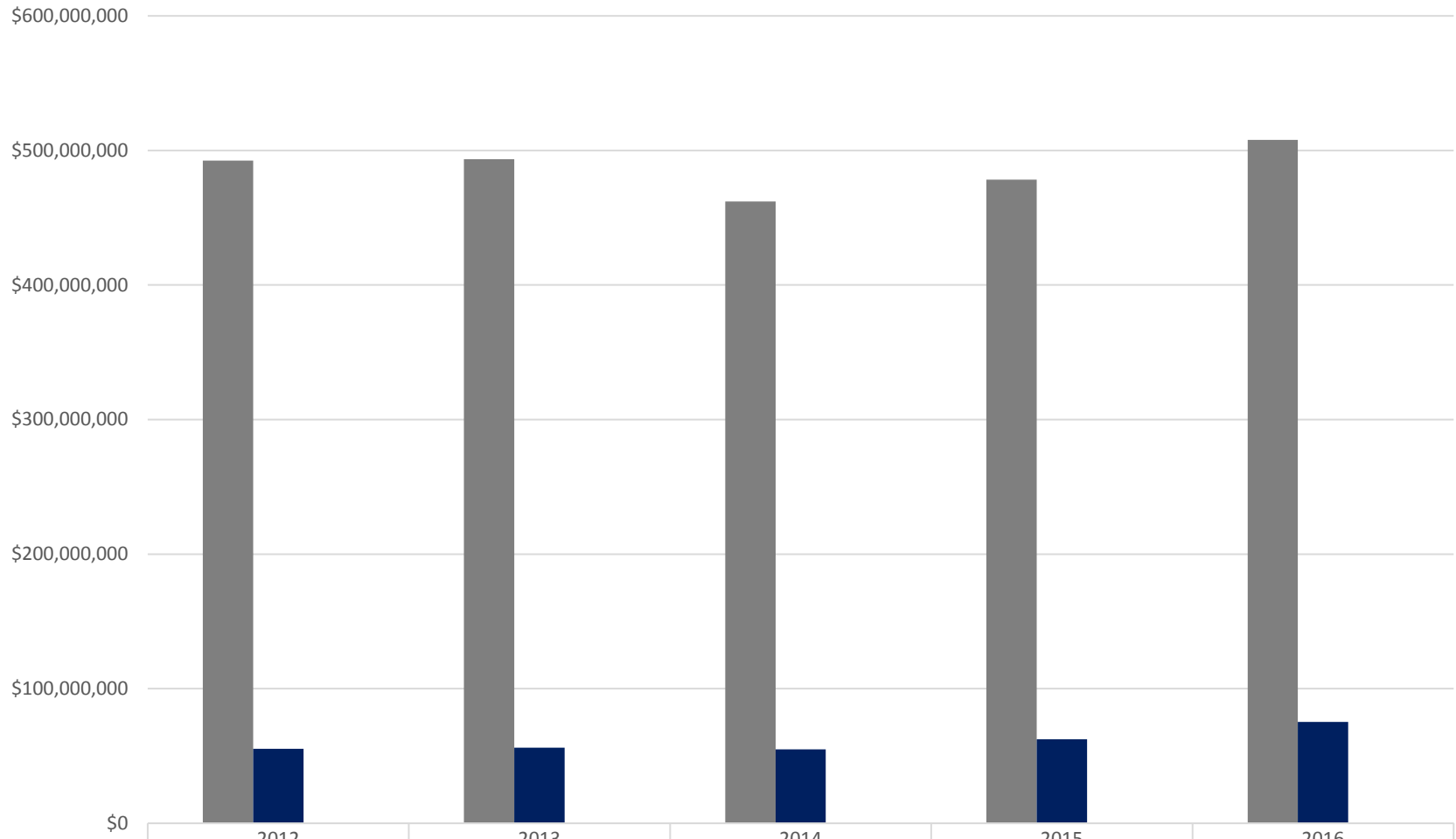
	2012	2013	2014	2015	2016
■ Proposed (#)	3637	3776	3831	3961	3959
■ Awards Processed	2658	2881	2838	2949	2931

## Emory University - Sponsored Research Expenditures Direct, Indirect and Total FY12-FY16



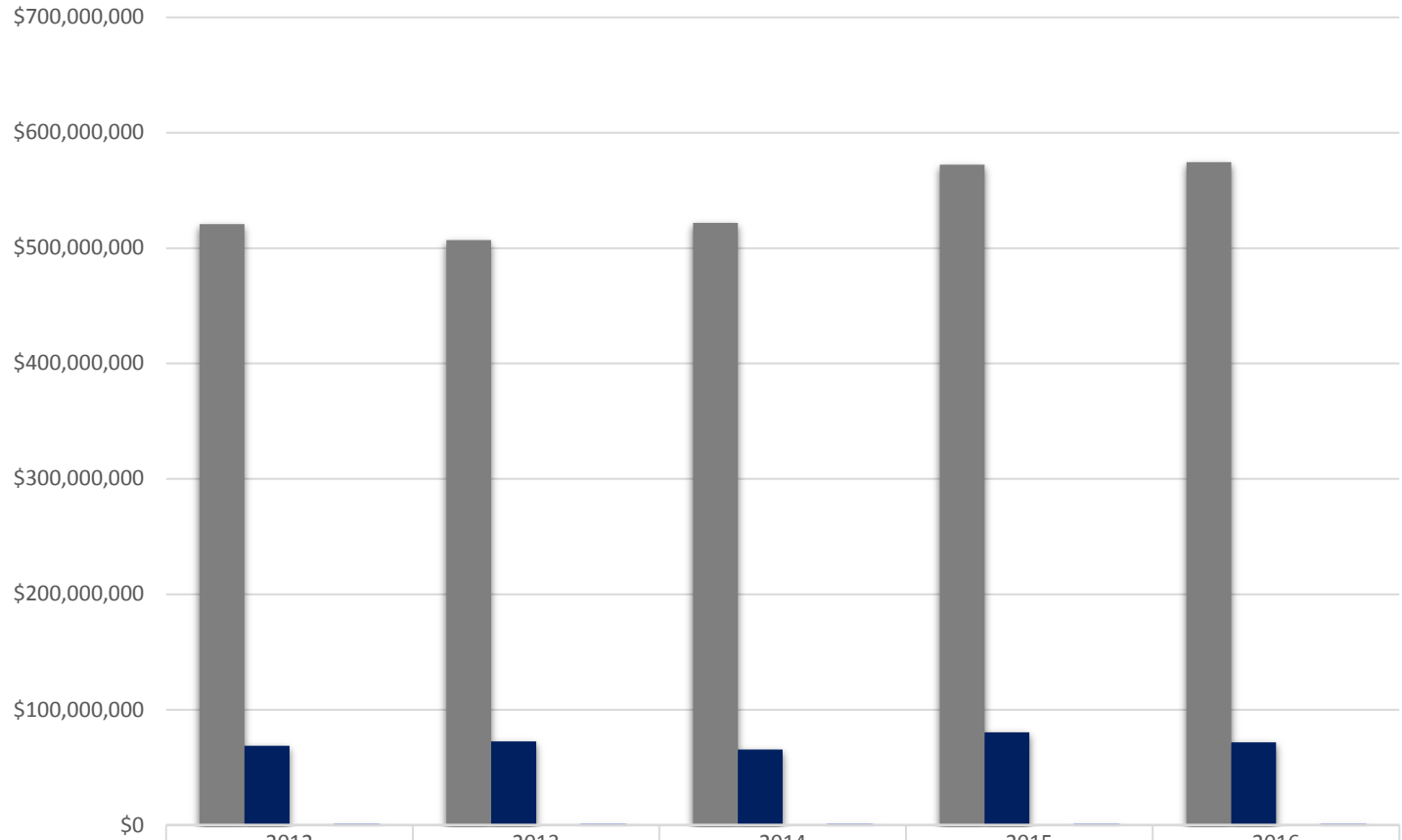
	2012	2013	2014	2015	2016
■ Direct (\$'s)	\$370,605,904	\$374,279,091	\$351,580,694	\$364,339,526	\$385,841,418
■ Indirect (\$'s)	\$121,833,998	\$119,286,621	\$110,562,282	\$113,993,779	\$122,082,147
■ Total Expenses	\$492,439,902	\$493,565,712	\$462,142,975	\$478,333,305	\$507,923,566

## Emory University Sponsored Research Expenditures, Outgoing Sub-Awards FY12-FY16



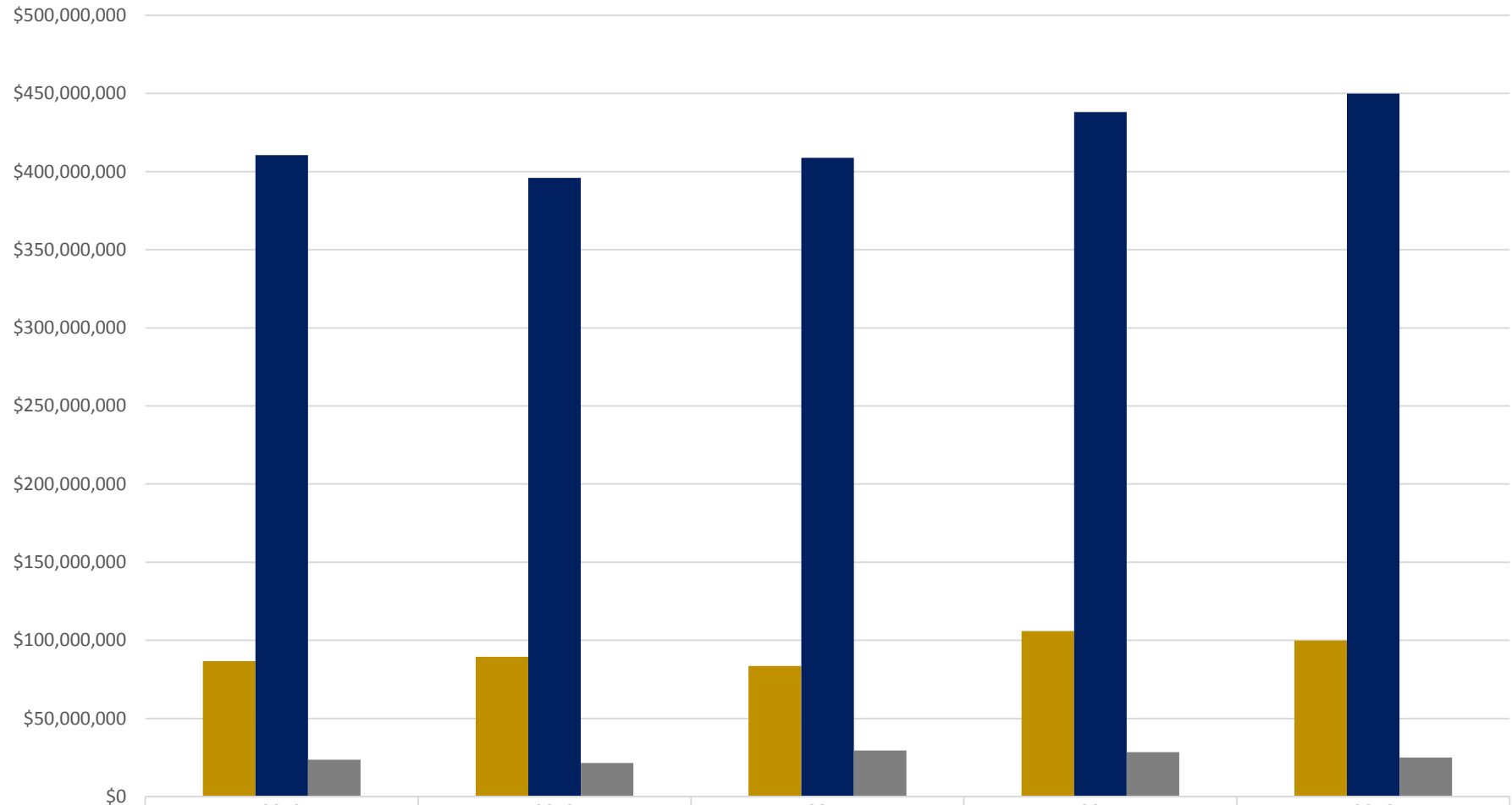
■ Total Expenses	\$492,439,902	\$493,565,712	\$462,142,975	\$478,333,305	\$507,923,566
■ Outgoing Sub-Awards	\$55,281,592	\$56,132,898	\$54,854,012	\$62,334,344	\$75,315,093
■ % of Expense Total	11.23%	11.37%	11.87%	13.03%	14.83%

## Emory University Awards Incoming Sub-Awards Total Award Funding and Processed FY12-FY16



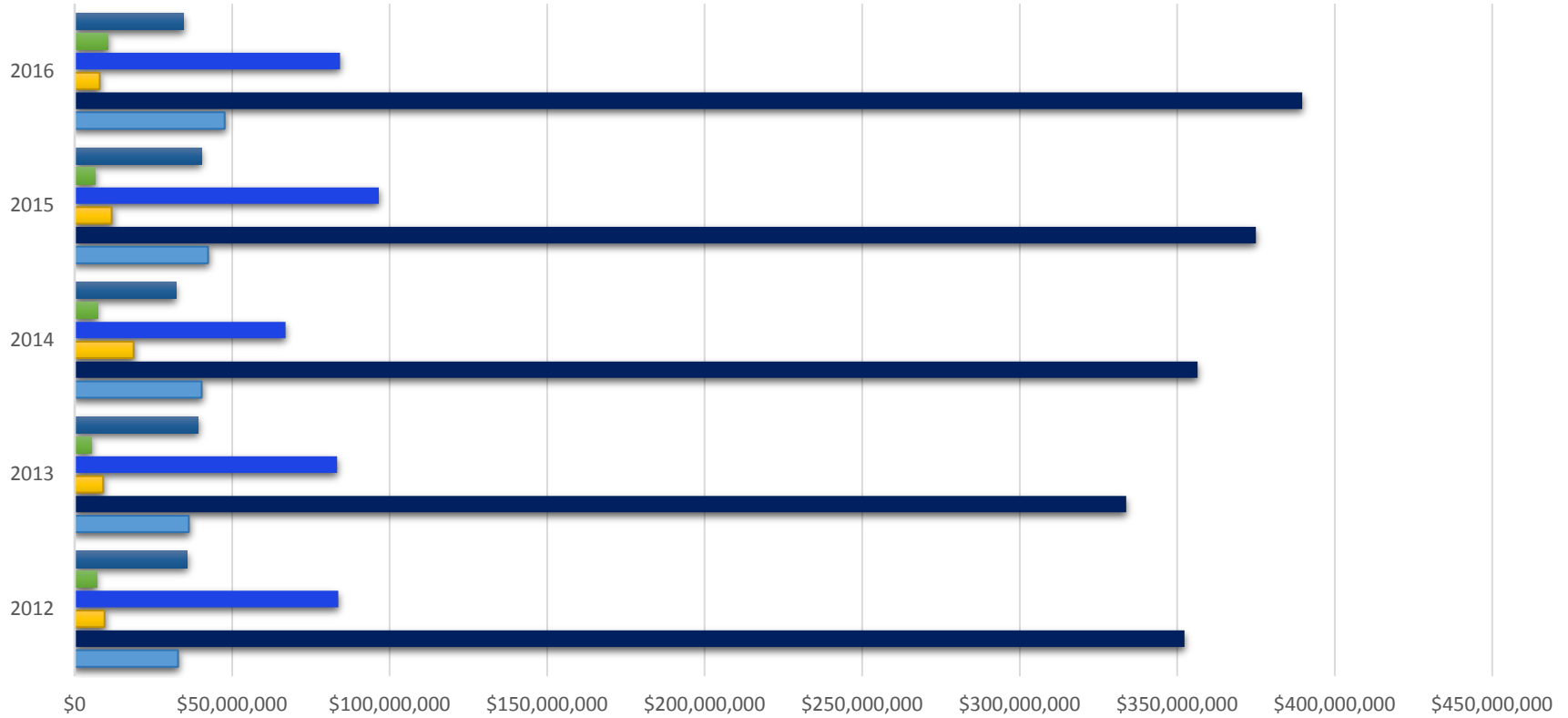
	2012	2013	2014	2015	2016
■ Total Award (Including Incoming Sub-Awards)	\$520,884,870	\$507,089,617	\$521,827,189	\$572,409,537	\$574,593,454
■ Total Incoming Sub-Awards	\$68,752,977	\$72,428,200	\$65,554,550	\$80,448,499	\$71,624,030
■ Incoming Sub-Awards % of Total Award	13.20%	14.28%	12.56%	14.05%	12.47%
■ Awards Processed	2658	2881	2838	2949	2931

## Emory University Award Results by Research Type FY12-FY16



	2012	2013	2014	2015	2016
Other	\$86,749,158	\$89,550,965	\$83,538,251	\$105,953,529	\$99,831,317
Research	\$410,590,193	\$396,050,702	\$408,794,558	\$438,095,221	\$449,865,578
Training	\$23,545,519	\$21,487,951	\$29,494,380	\$28,360,787	\$24,896,559

## Emory University Award Results by Sponsored Type FY12-FY16



	2012	2013	2014	2015	2016
■ University	\$35,785,892	\$39,174,864	\$32,150,717	\$40,203,581	\$34,538,138
■ State	\$6,954,811	\$5,461,412	\$7,276,099	\$6,551,210	\$10,627,441
■ Private	\$83,644,466	\$83,361,475	\$66,922,992	\$96,561,351	\$84,206,531
■ Foreign	\$9,472,770	\$9,040,732	\$18,705,234	\$11,734,450	\$7,942,772
■ Federal	\$352,256,583	\$333,800,986	\$356,468,869	\$375,008,579	\$389,707,519
■ Corporate	\$32,770,348	\$36,250,149	\$40,303,277	\$42,350,367	\$47,571,054