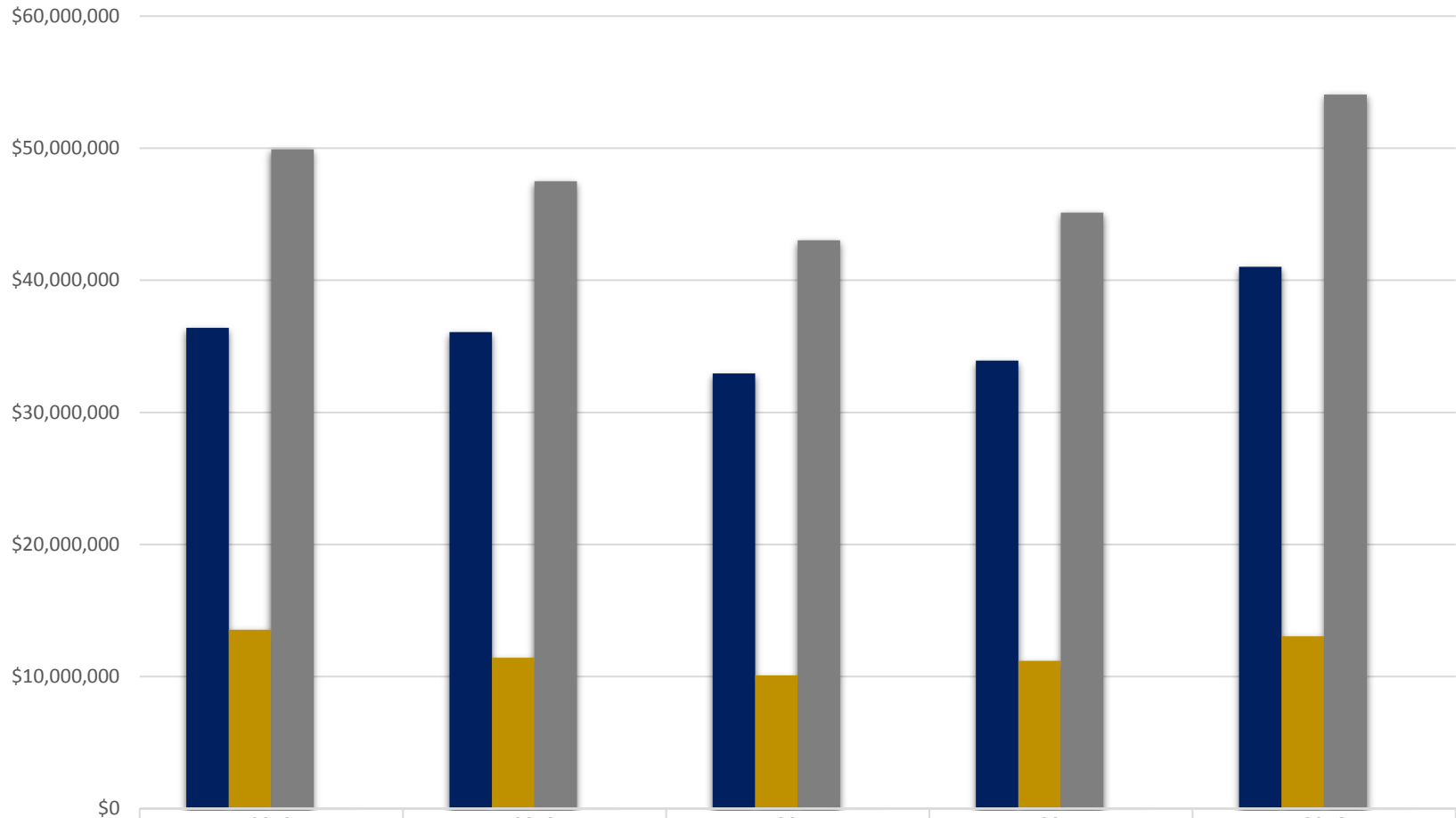


Emory College Proposals Submitted -Direct, Indirect and Total (\$'s) Processed FY12-FY16

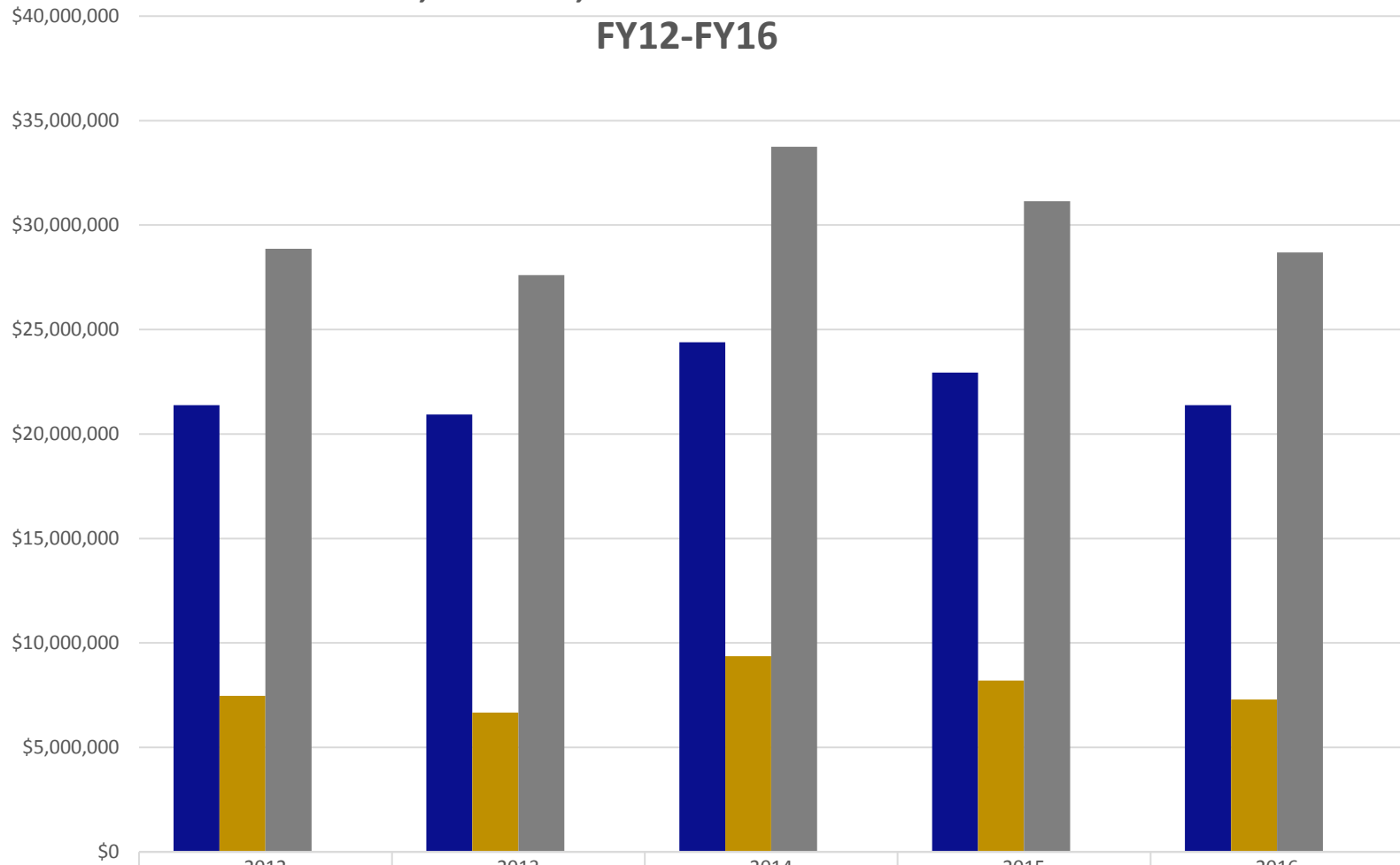


| | 2012 | 2013 | 2014 | 2015 | 2016 |
|--------------------------|--------------|--------------|--------------|--------------|--------------|
| ■ Direct Budget Amount | \$36,397,149 | \$36,079,188 | \$32,945,860 | \$33,924,288 | \$41,026,679 |
| ■ Indirect Budget Amount | \$13,531,248 | \$11,417,429 | \$10,093,261 | \$11,192,100 | \$13,045,989 |
| ■ Total Proposal | \$49,928,397 | \$47,496,617 | \$43,039,121 | \$45,116,388 | \$54,072,668 |
| ■ Proposed (#) | 296 | 289 | 255 | 281 | 283 |

Emory College - Award Results

Direct, Indirect, Total and Award Processed

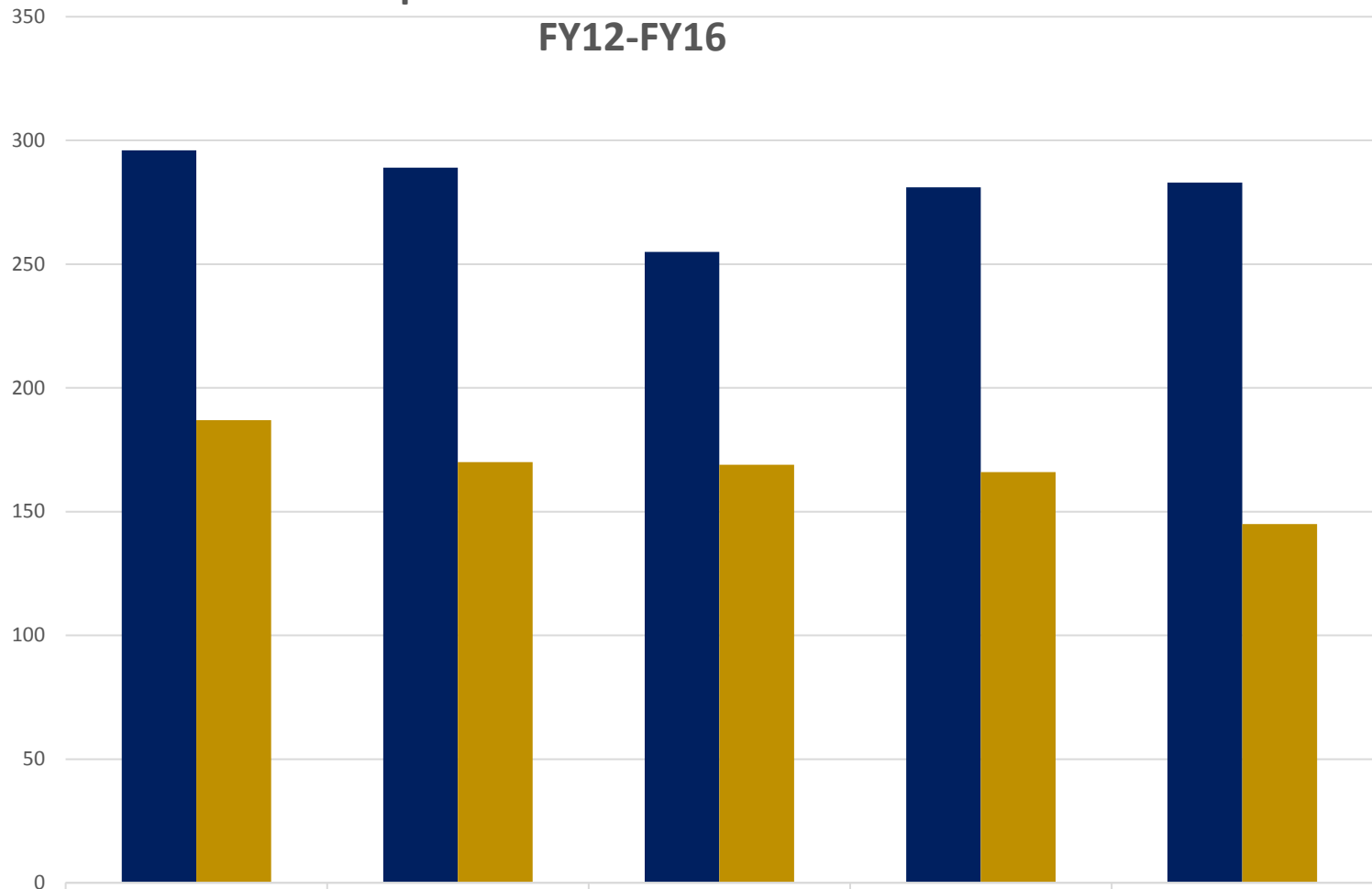
FY12-FY16



| | 2012 | 2013 | 2014 | 2015 | 2016 |
|--------------------|--------------|--------------|--------------|--------------|--------------|
| ■ Direct (\$'s) | \$21,387,747 | \$20,937,186 | \$24,386,802 | \$22,935,767 | \$21,386,845 |
| ■ Indirect (\$'s) | \$7,472,445 | \$6,671,801 | \$9,366,621 | \$8,203,091 | \$7,298,519 |
| ■ Total Funding | 28,860,192 | 27,608,987 | 33,753,423 | 31,138,858 | 28,685,364 |
| ■ Awards Processed | 187 | 170 | 169 | 166 | 145 |

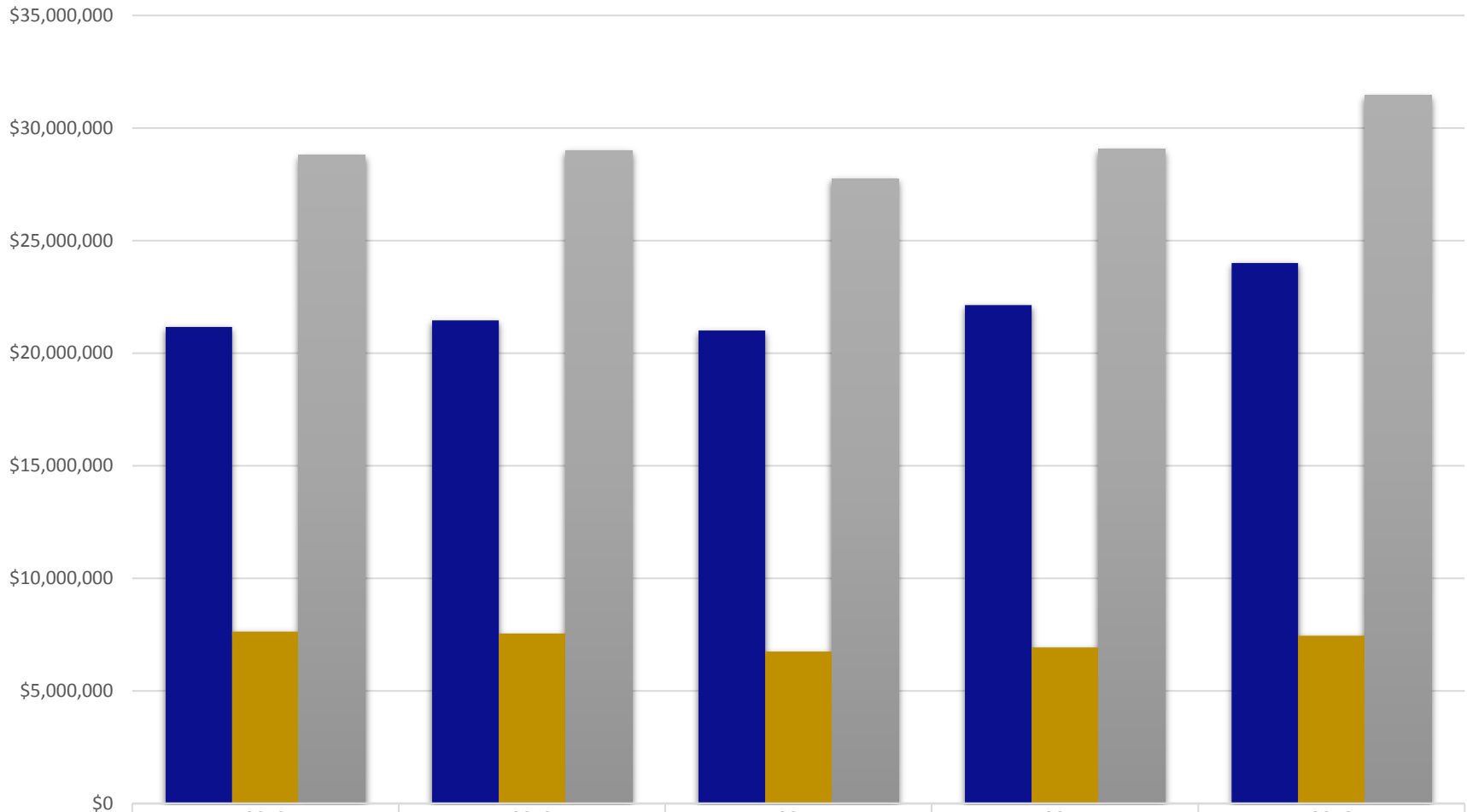
Emory College - Award and Proposal Results Volume of Proposals Submitted and Awards Processed

FY12-FY16



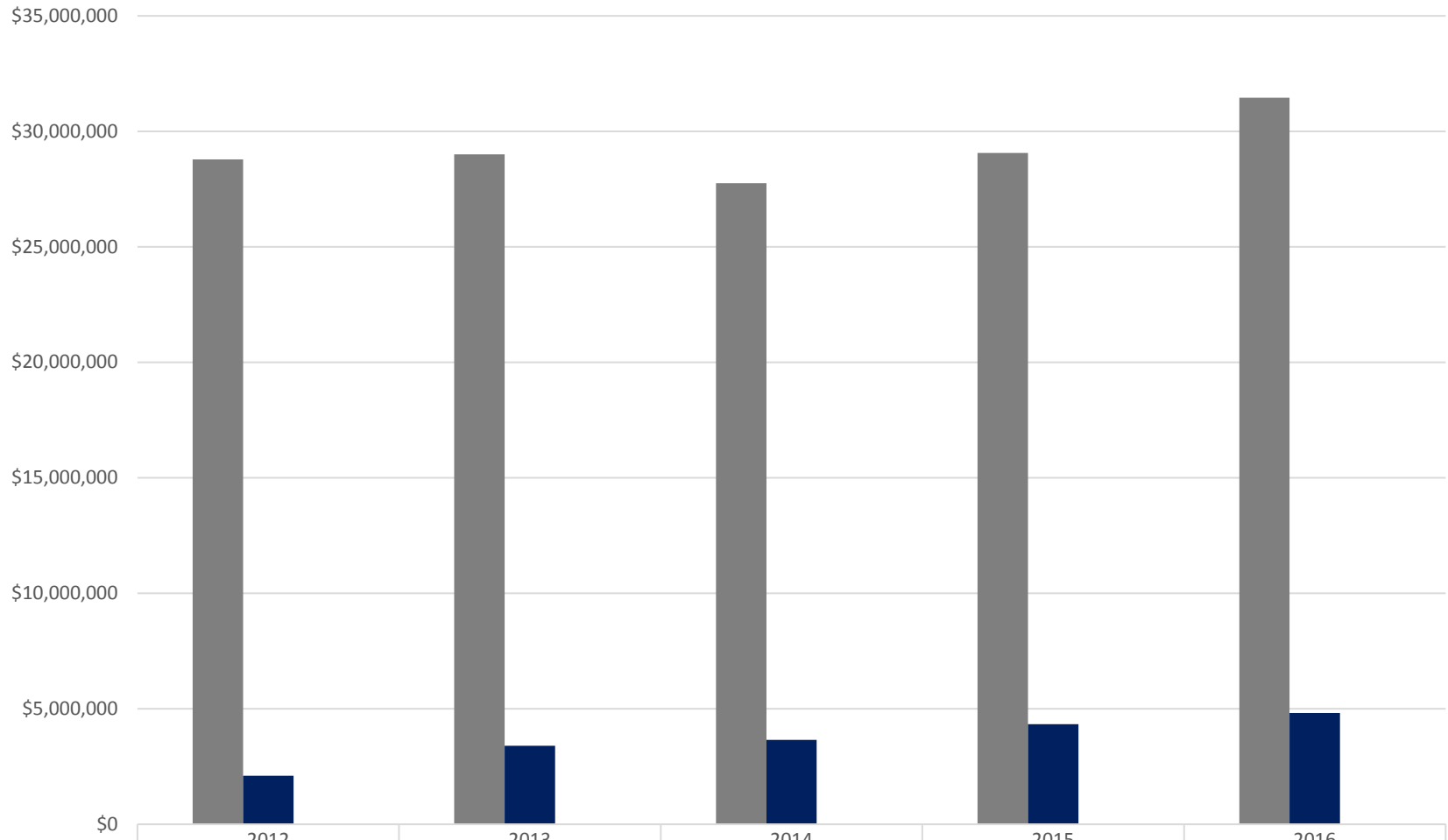
| | 2012 | 2013 | 2014 | 2015 | 2016 |
|--------------------|------|------|------|------|------|
| ■ Proposed (#) | 296 | 289 | 255 | 281 | 283 |
| ■ Awards Processed | 187 | 170 | 169 | 166 | 145 |

Emory College - Sponsored Research Expenditures Direct, Indirect and Total FY12-FY16



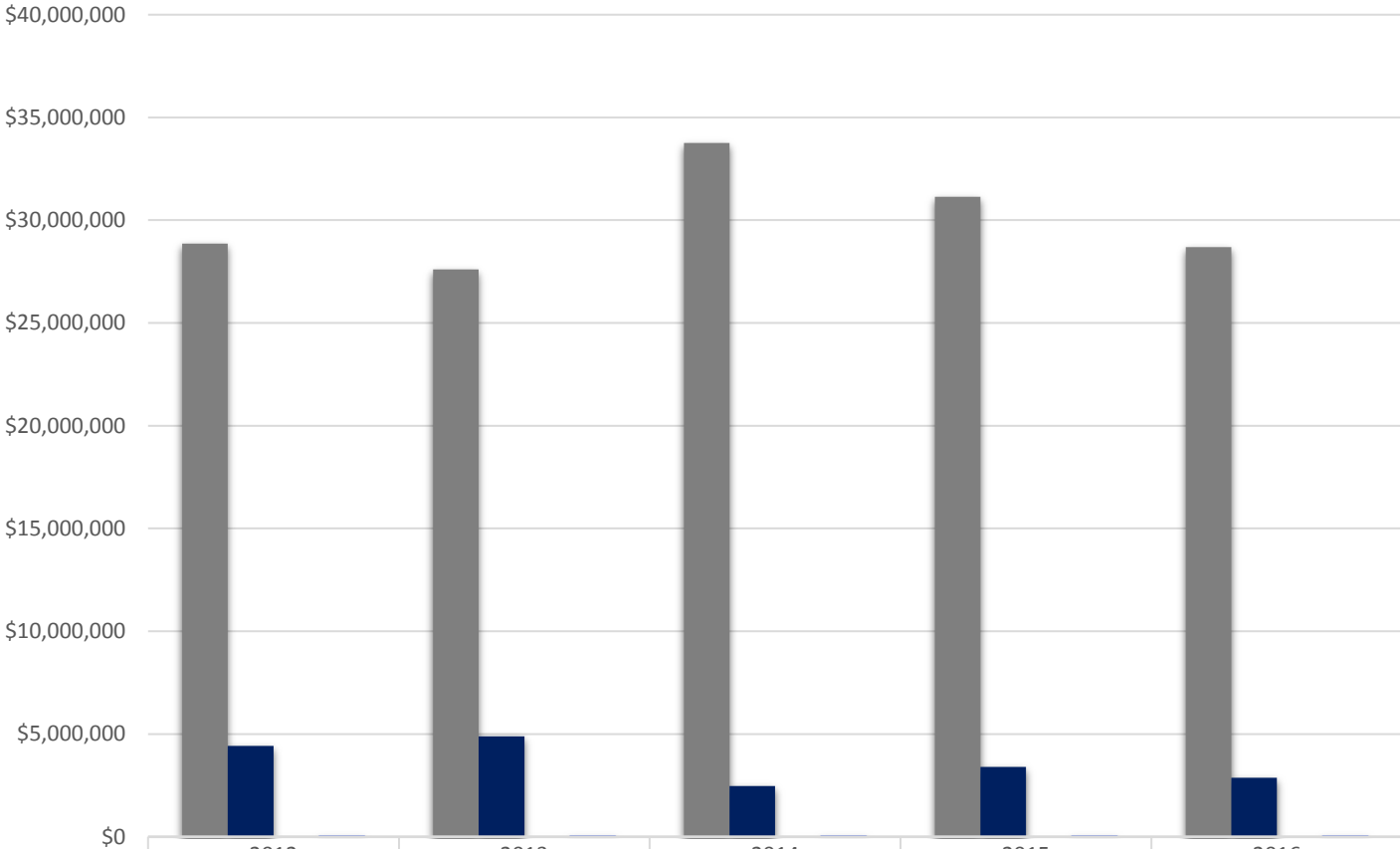
| | 2012 | 2013 | 2014 | 2015 | 2016 |
|-------------------|--------------|--------------|--------------|--------------|--------------|
| ■ Direct (\$'s) | \$21,163,109 | \$21,461,857 | \$21,013,817 | \$22,132,112 | \$24,002,996 |
| ■ Indirect (\$'s) | \$7,628,331 | \$7,549,009 | \$6,746,768 | \$6,928,307 | \$7,451,889 |
| ■ Total Expenses | \$28,791,440 | \$29,010,866 | \$27,760,586 | \$29,060,419 | \$31,454,885 |

Emory College Sponsored Research Expenditures, Outgoing Sub-Awards FY12-FY16



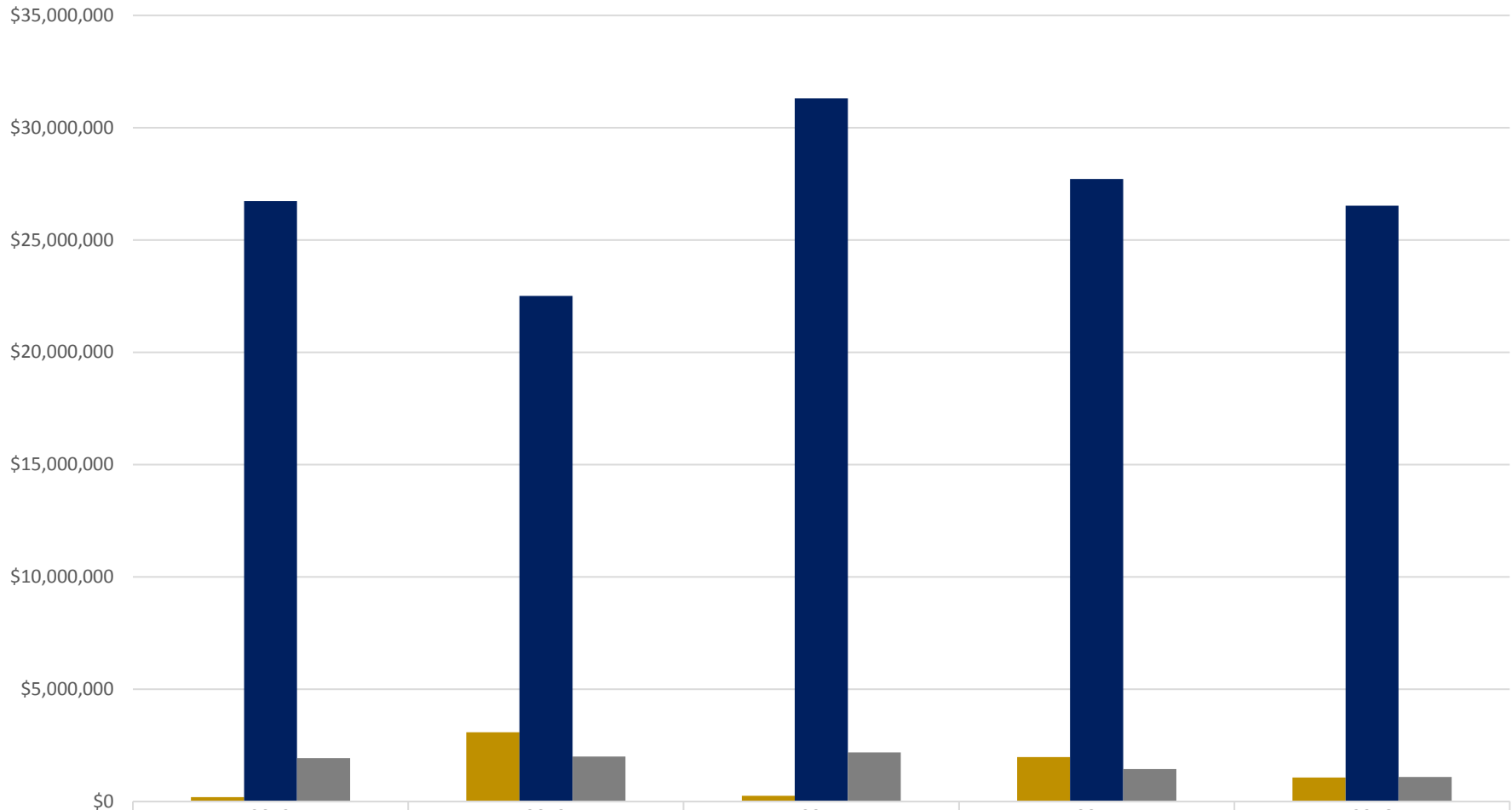
| | | | | | |
|-----------------------|--------------|--------------|--------------|--------------|--------------|
| ■ Total Expenses | \$28,791,440 | \$29,010,866 | \$27,760,586 | \$29,060,419 | \$31,454,885 |
| ■ Outgoing Sub-Awards | \$2,095,130 | \$3,396,746 | \$3,647,557 | \$4,331,451 | \$4,816,817 |
| ■ % of Expense Total | 7.28% | 11.71% | 13.14% | 14.90% | 15.31% |

Emory College Award Results - Incoming Sub-Awards Total Award Funding and Processed FY12-FY16



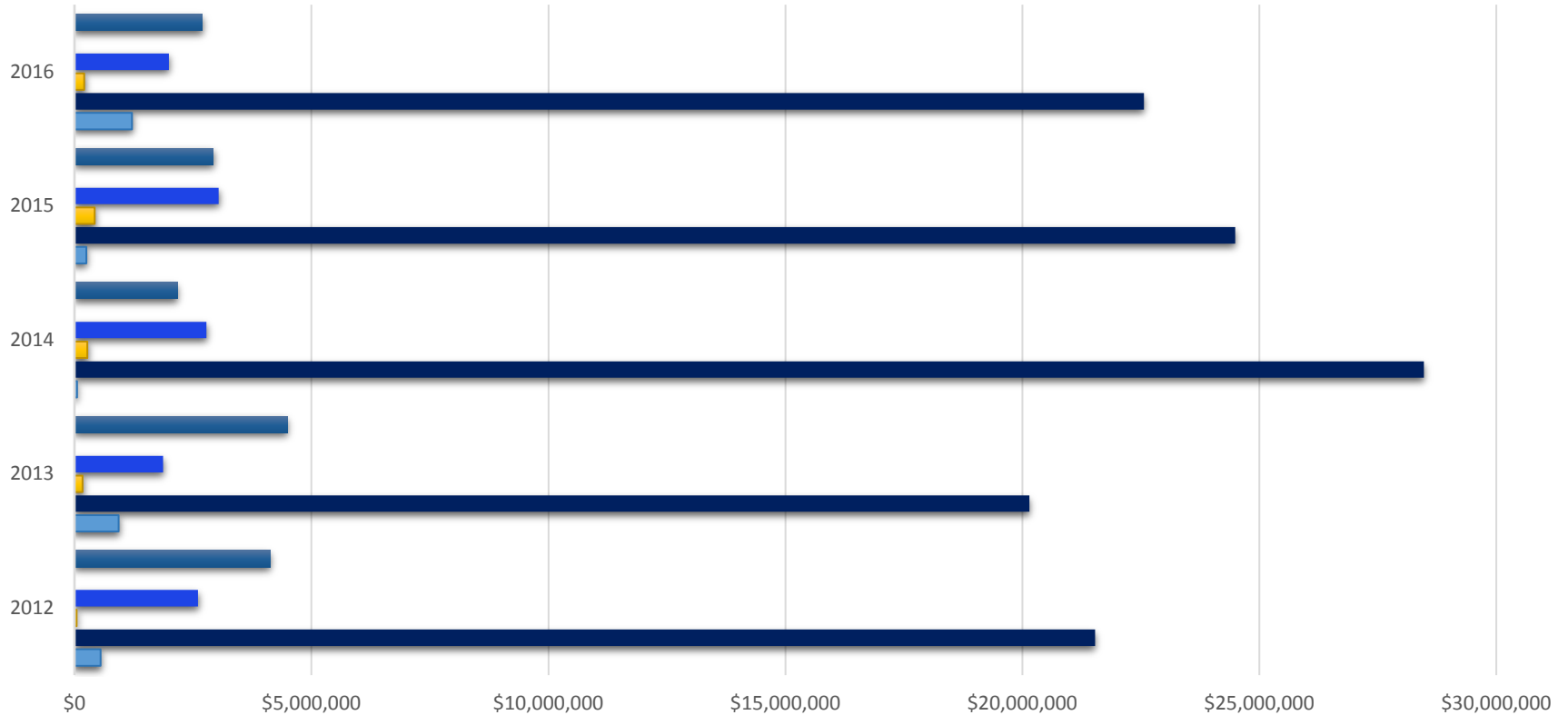
| | 2012 | 2013 | 2014 | 2015 | 2016 |
|---|----------------|----------------|----------------|----------------|----------------|
| ■ Total Award (Including Incoming Sub-Awards) | \$28,860,192 | \$27,608,987 | \$33,753,423 | \$31,138,858 | \$28,685,364 |
| ■ Total Incoming Sub-Awards | \$4,419,878.00 | \$4,892,899.00 | \$2,474,138.00 | \$3,392,682.00 | \$2,866,005.00 |
| ■ Incoming Sub-Awards % of Total Award | 15% | 18% | 7% | 11% | 10% |
| ■ Awards Processed | 187 | 170 | 169 | 166 | 145 |

Emory College Award Results by Research Type FY12-FY16



| | 2012 | 2013 | 2014 | 2015 | 2016 |
|----------|--------------|--------------|--------------|--------------|--------------|
| Other | \$189,133 | \$3,086,496 | \$253,776 | \$1,975,864 | \$1,066,144 |
| Research | \$26,740,048 | \$22,515,632 | \$31,313,087 | \$27,722,098 | \$26,528,164 |
| Training | \$1,931,011 | \$2,006,859 | \$2,186,560 | \$1,440,896 | \$1,091,056 |

Emory College Award Results by Sponsored Type FY12-FY16



| | 2012 | 2013 | 2014 | 2015 | 2016 |
|--------------|--------------|--------------|--------------|--------------|--------------|
| ■ University | \$4,129,383 | \$4,488,834 | \$2,168,494 | \$2,925,646 | \$2,700,833 |
| ■ State | | | | | \$10,000 |
| ■ Private | \$2,604,594 | \$1,869,701 | \$2,784,829 | \$3,042,215 | \$1,992,183 |
| ■ Foreign | \$44,175 | \$169,392 | \$270,216 | \$425,742 | \$204,707 |
| ■ Federal | \$21,531,592 | \$20,149,587 | \$28,473,867 | \$24,493,445 | \$22,565,784 |
| ■ Corporate | \$550,447 | \$931,473 | \$56,016 | \$251,810 | \$1,211,857 |