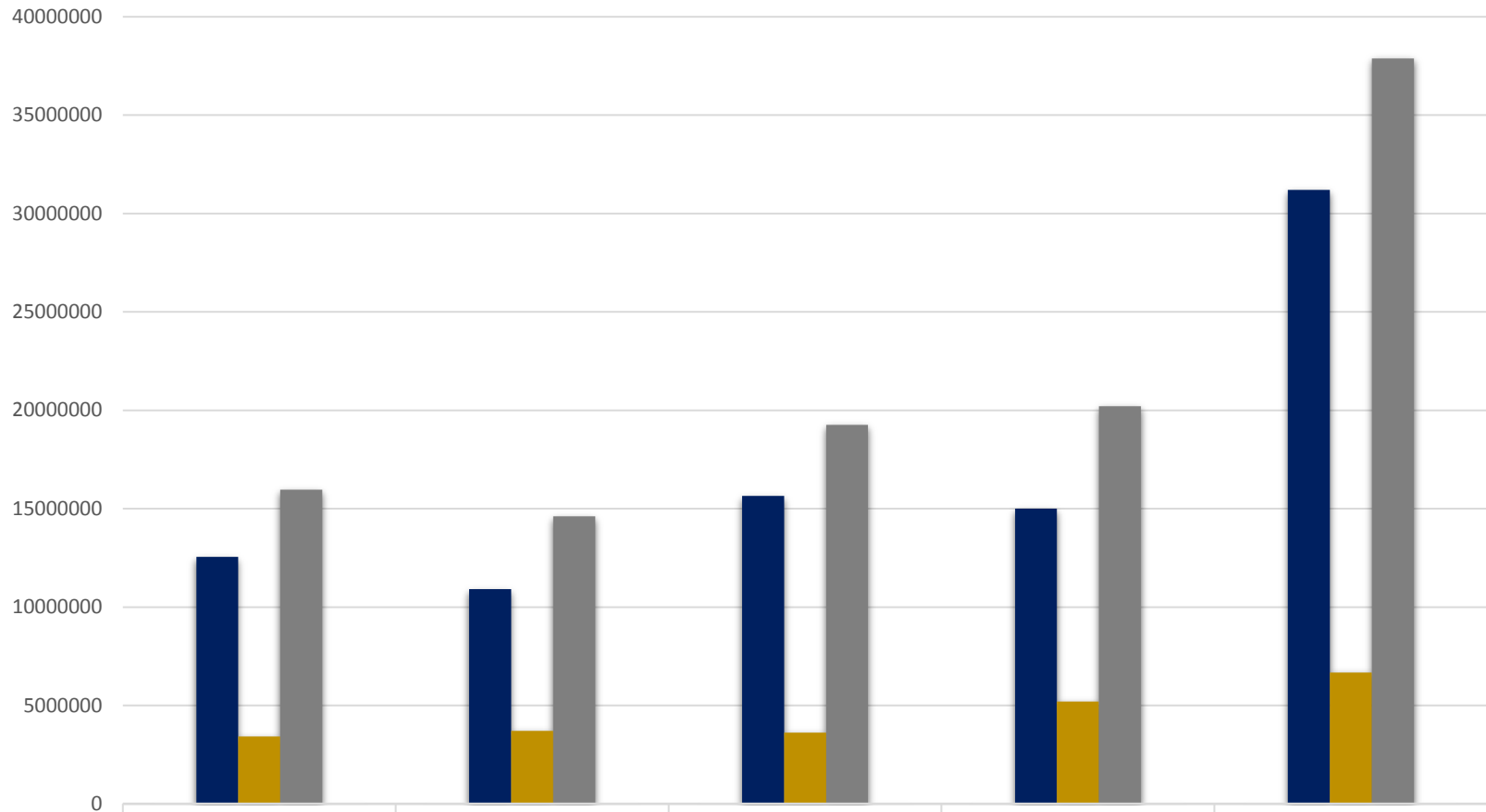


## Nursing Proposals Submitted -Direct, Indirect and Total (\$'s) Processed FY12-FY16

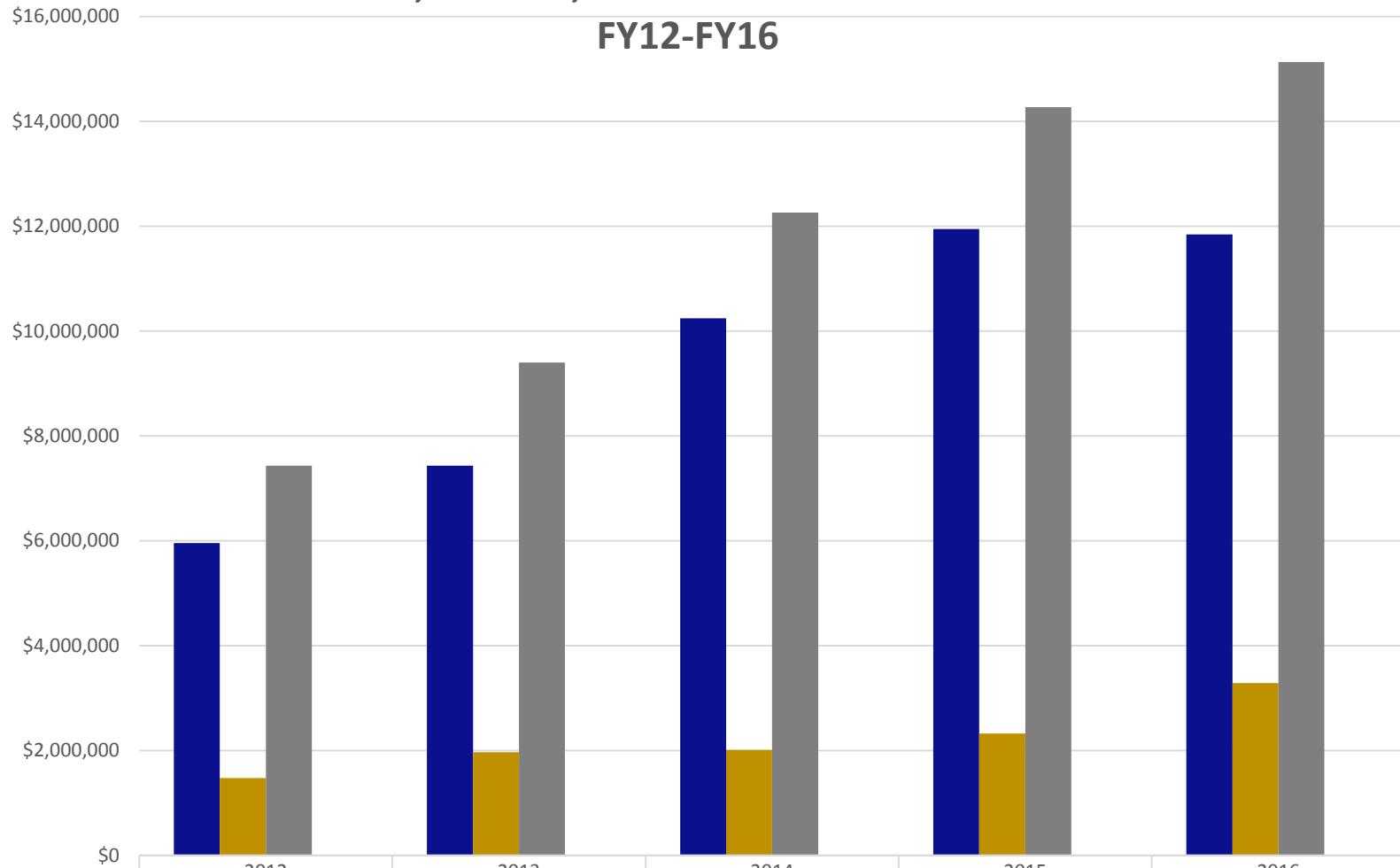


	1	2	3	4	5
■ Fiscal Year	2012	2013	2014	2015	2016
■ Direct Budget Amount	\$12,549,074	\$10,916,825	\$15,649,297	\$15,005,323	\$31,204,154
■ Indirect Budget Amount	\$3,414,788	\$3,700,344	\$3,615,564	\$5,195,069	\$6,668,440
■ Total Proposal	\$15,963,862	\$14,617,169	\$19,264,861	\$20,200,392	\$37,872,594
■ Proposed (#)	63	69	106	103	105

## Nursing - Award Results

### Direct, Indirect, Total and Award Processed

#### FY12-FY16

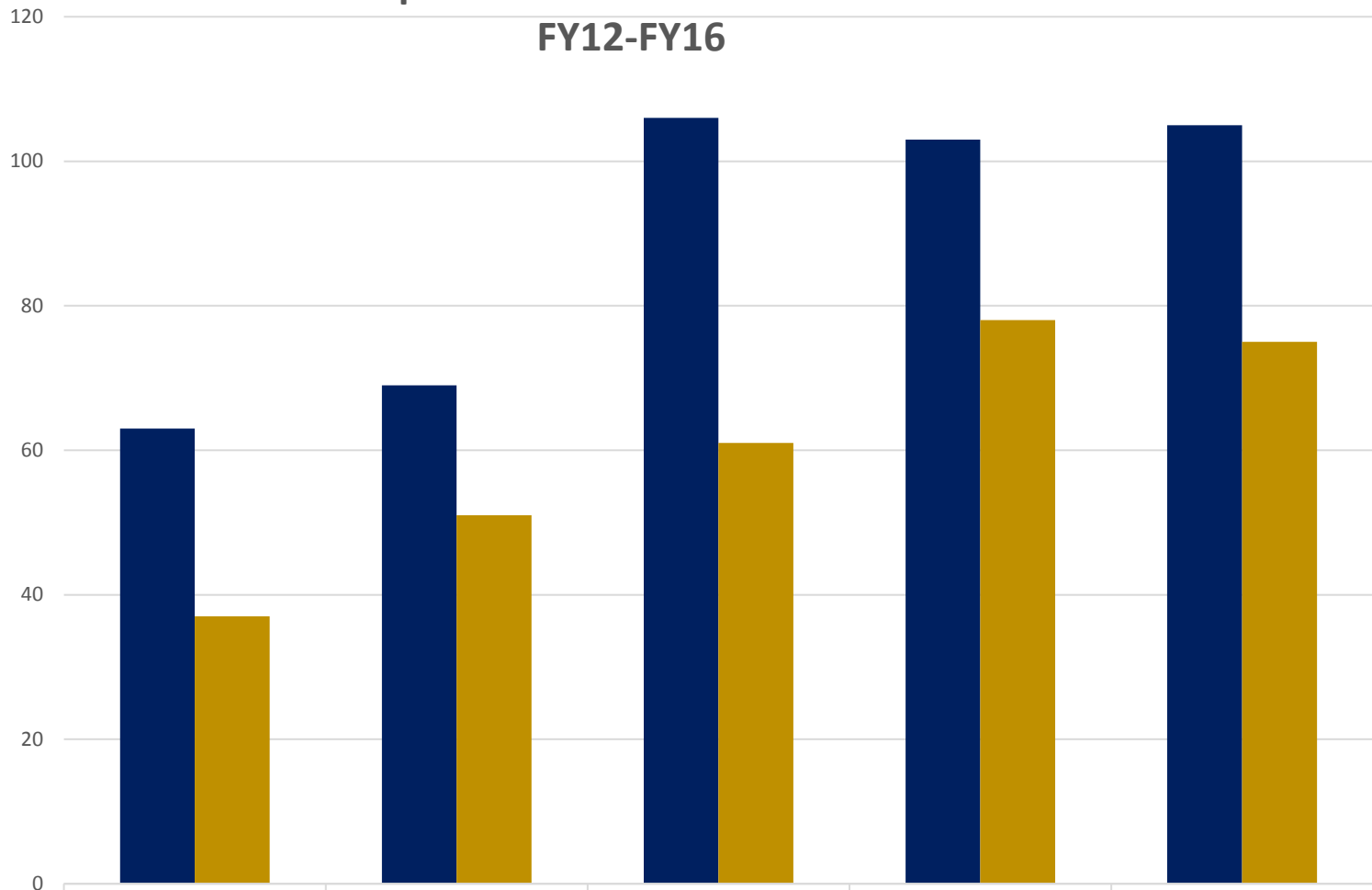


	2012	2013	2014	2015	2016
■ Direct (\$'s)	\$5,958,296	\$7,432,561	\$10,245,126	\$11,946,814	\$11,845,660
■ Indirect (\$'s)	\$1,476,877	\$1,966,593	\$2,013,810	\$2,327,074	\$3,287,287
■ Total Funding	7,435,173	9,399,154	12,258,936	14,273,888	15,132,947
■ Awards Processed	37	51	61	78	75

## Nursing- Award Results

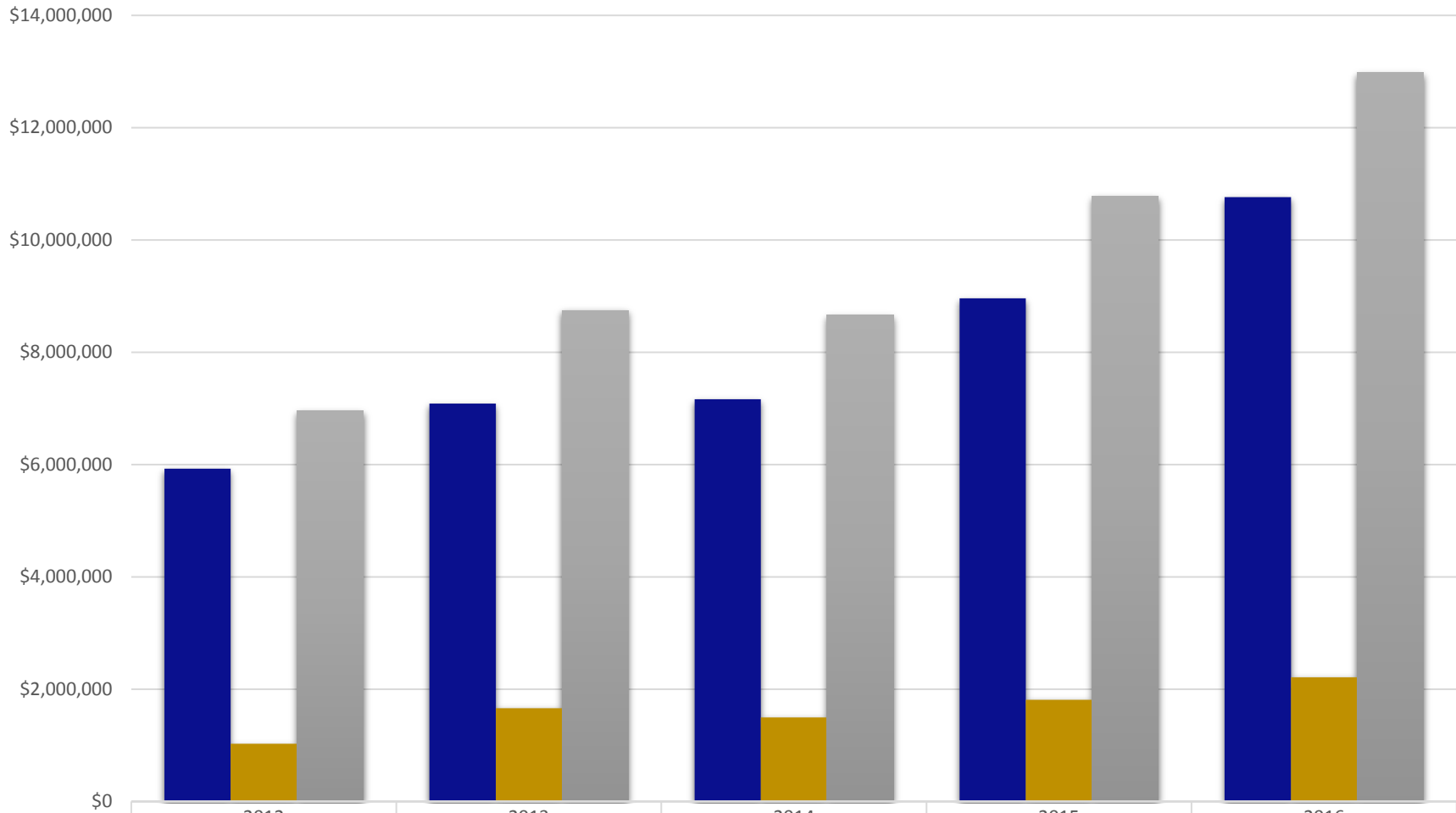
### Volume of Proposals Submitted and Awards Processed

**FY12-FY16**



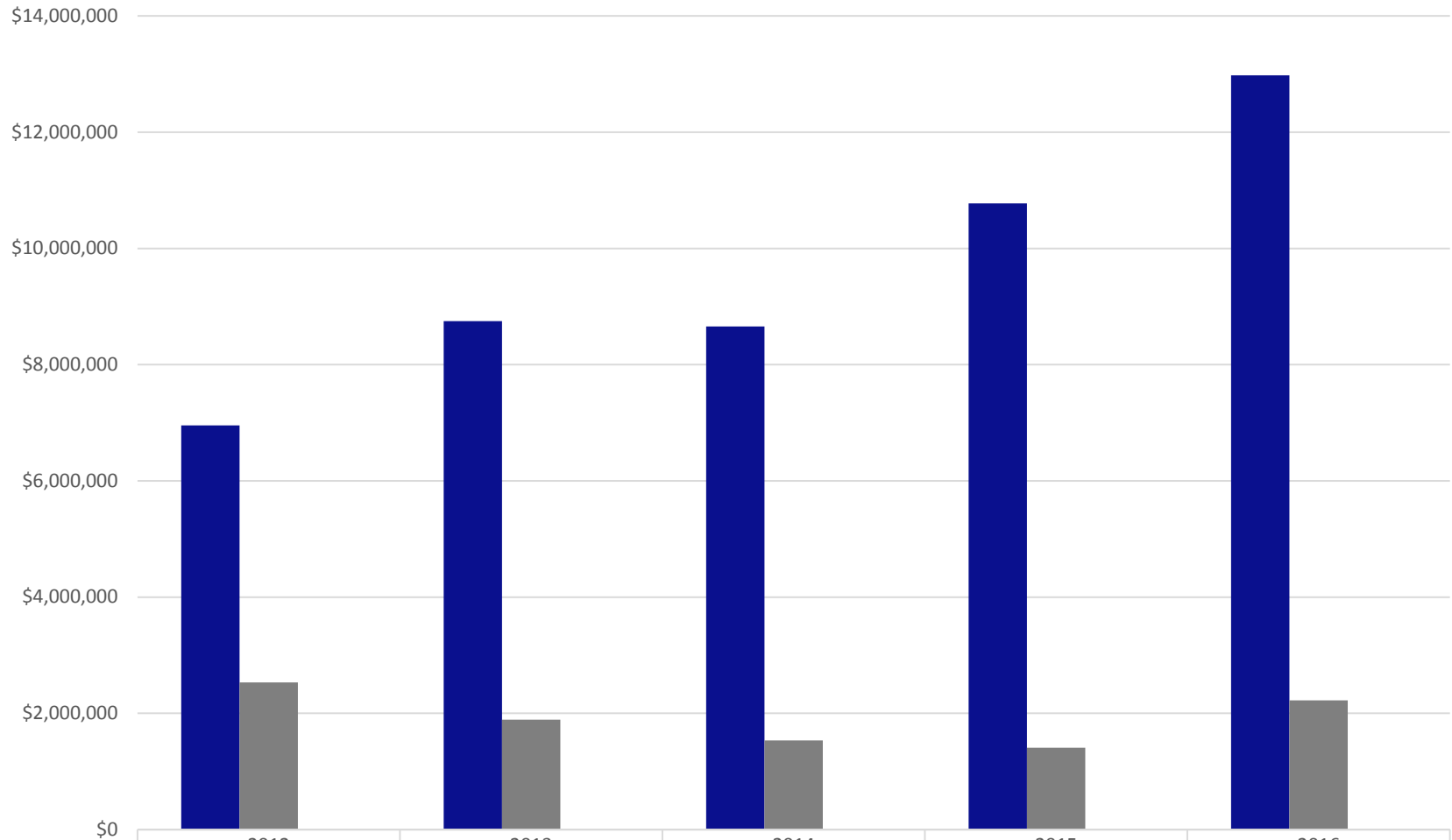
	2012	2013	2014	2015	2016
■ Proposed (#)	63	69	106	103	105
■ Awards Processed	37	51	61	78	75

## Nursing - Sponsored Research Expenditures Direct, Indirect and Total FY12-FY16



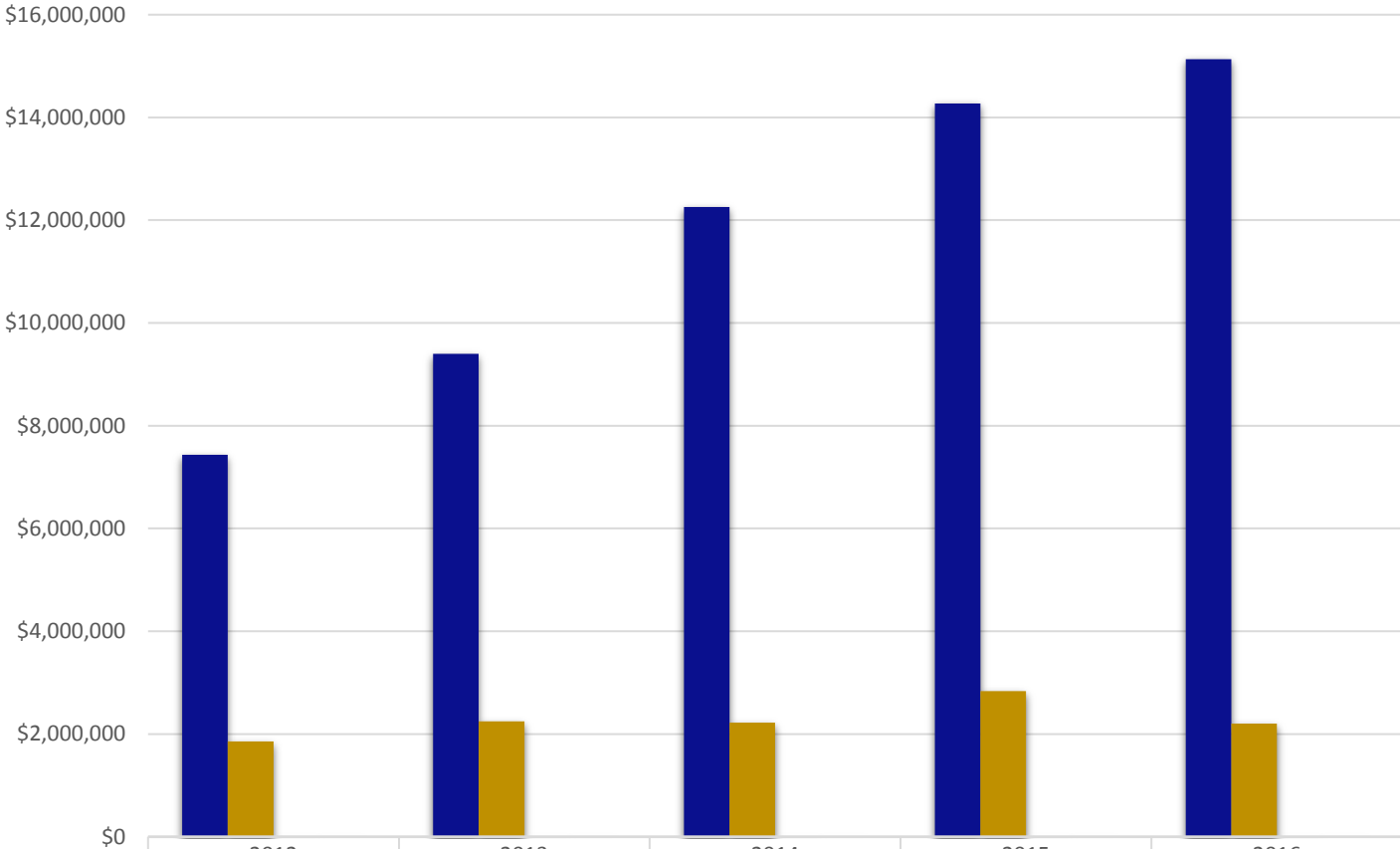
	2012	2013	2014	2015	2016
■ Direct (\$'s)	\$5,928,905	\$7,086,377	\$7,163,812	\$8,962,115	\$10,763,626
■ Indirect (\$'s)	\$1,025,527	\$1,660,778	\$1,495,370	\$1,810,279	\$2,213,097
■ Total Expenses	\$6,954,433	\$8,747,154	\$8,659,182	\$10,772,394	\$12,976,723

## Nursing Sponsored Research Expenditures, Outgoing Sub-Awards FY12-FY16



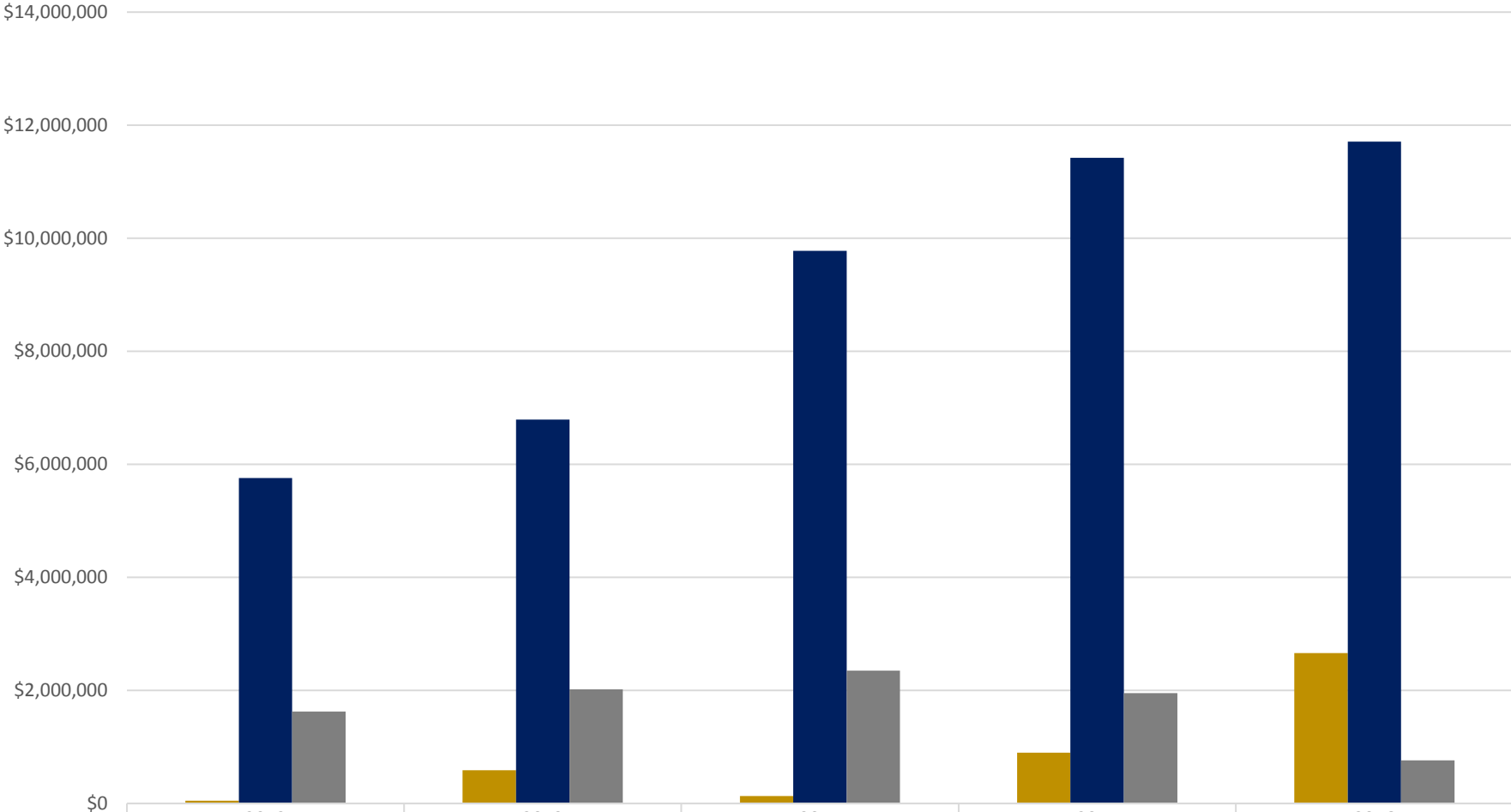
	2012	2013	2014	2015	2016
■ Total Expenses	\$6,954,433	\$8,747,154	\$8,659,182	\$10,772,394	\$12,976,723
■ Outgoing Sub-Awards	\$2,532,257	\$1,889,271	\$1,536,535	\$1,409,762	\$2,225,254
■ % of Expense Total	36.41%	21.60%	17.74%	13.09%	17.15%

## Nursing Award Results - Incoming Sub-Awards Total Award Funding and Processed FY12-FY16



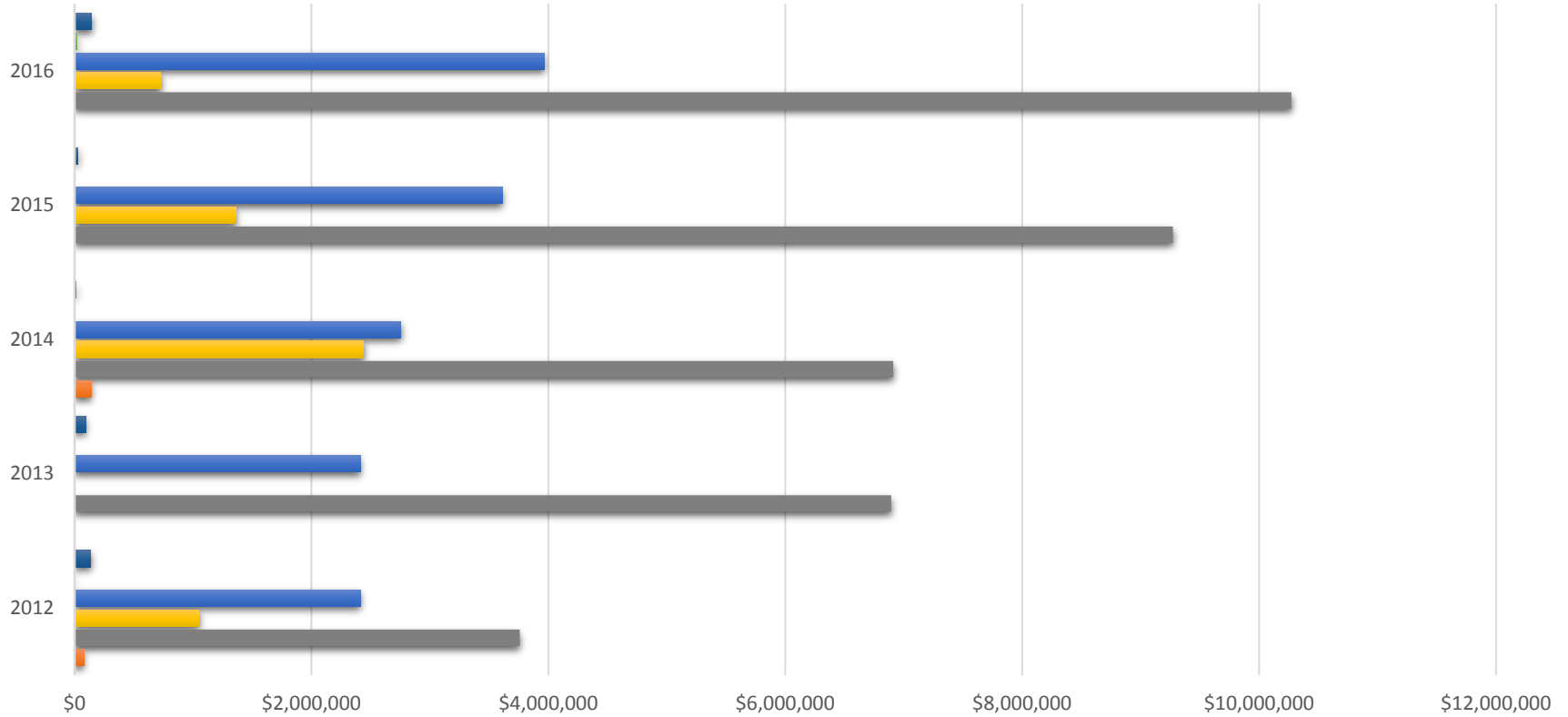
	2012	2013	2014	2015	2016
■ Total Award (Including Incoming Sub-Awards)	\$7,435,173	\$9,399,154	\$12,258,936	\$14,273,888	\$15,132,947
■ Total Incoming Sub-Awards	\$1,857,388.00	\$2,244,007.00	\$2,219,343.00	\$2,837,385.00	\$2,205,068.00
■ Awards Processed	37	51	61	78	75
■ Incoming Sub-Awards % of Total Award	25%	24%	18%	20%	15%

## Nursing Award Results by Research Type FY12-FY16



	2012	2013	2014	2015	2016
Other	\$50,000	\$589,620	\$133,655	\$900,535	\$2,662,105
Research	\$5,757,626.00	\$6,791,083.00	\$9,777,291.00	\$11,422,490.00	\$11,708,229.00
Training	\$1,627,547	2018451	2347990	1950863	762613

## Nursing Award Results by Sponsored Type FY12-FY16



	2012	2013	2014	2015	2016
■ University	\$135,311	\$94,369	\$14,990	\$29,990	\$145,380
■ State	\$6,000				\$21,538
■ Private	\$2,411,622	\$2,411,477	\$2,755,148	\$3,610,622	\$3,965,040
■ Foreign	\$1,047,817		\$2,438,143	\$1,361,488	\$729,032
■ Federal	\$3,757,388	\$6,893,308	\$6,910,450	\$9,271,788	\$10,271,957
■ Corporate	\$77,035		\$140,205		