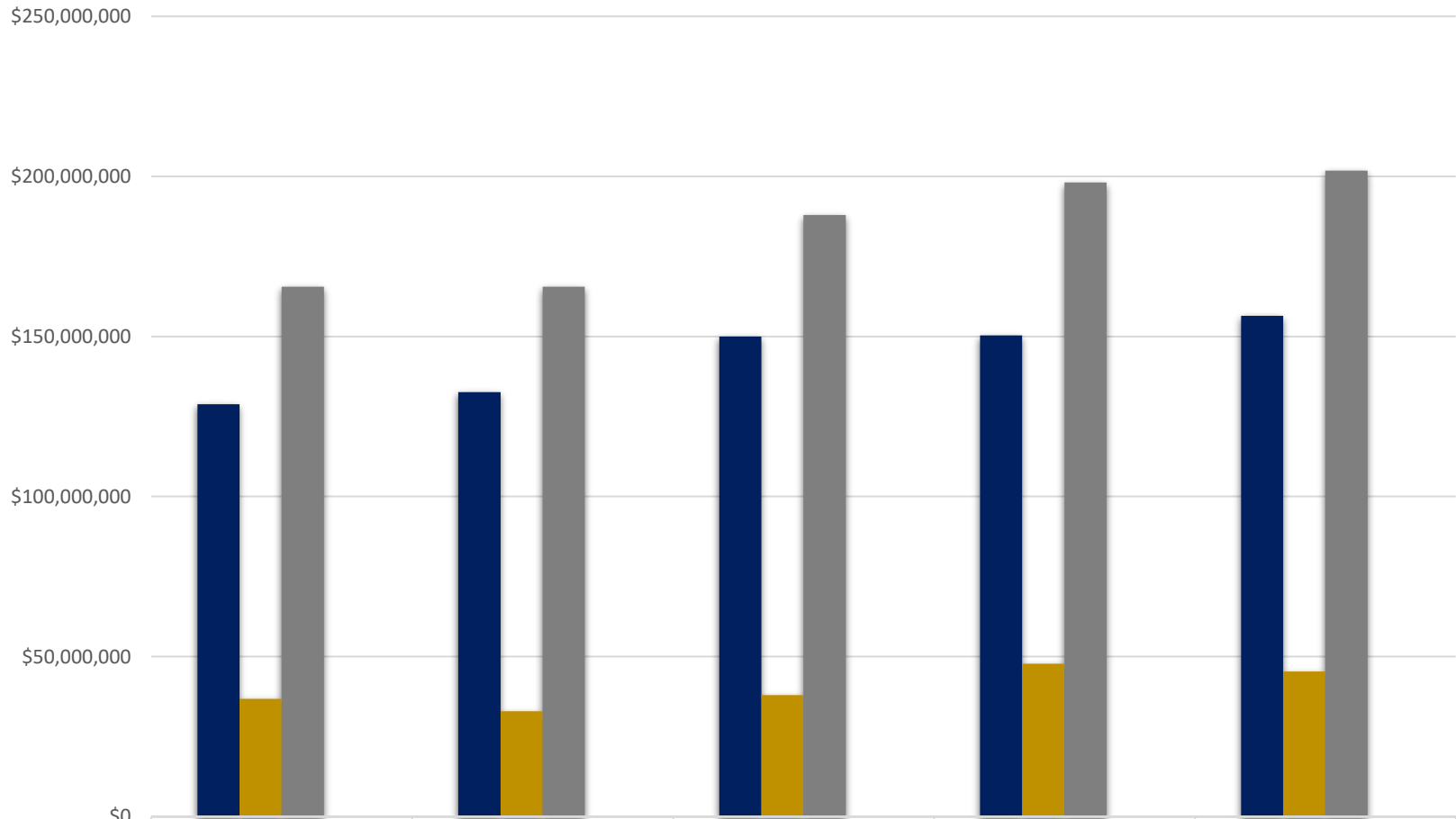


School of Public Health Proposals Submitted -Direct, Indirect and Total (\$'s) Processed August FY17-FY21

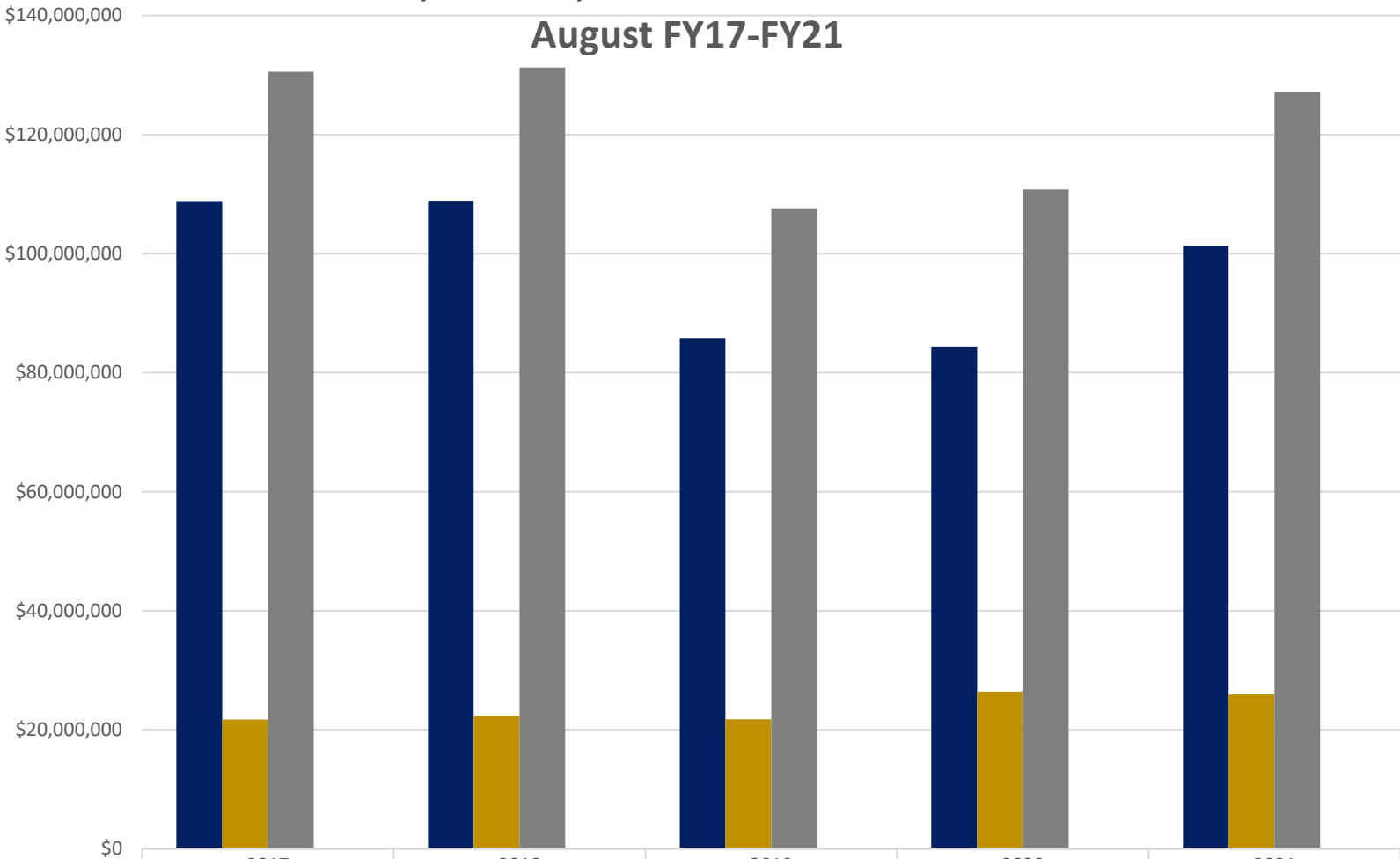


	2017	2018	2019	2020	2021
■ Direct Budget Amount	\$128,803,262	\$132,564,009	\$149,968,473	\$150,353,851	\$156,460,034
■ Indirect Budget Amount	\$36,769,579	\$32,930,568	\$37,992,193	\$47,771,308	\$45,332,557
■ Total Proposal	\$165,572,841	\$165,494,577	\$187,960,666	\$198,125,159	\$201,792,591
■ Proposals Processed Count	575	593	579	646	580

School of Public Health - Award Results

Direct, Indirect, Total and Award Processed

August FY17-FY21

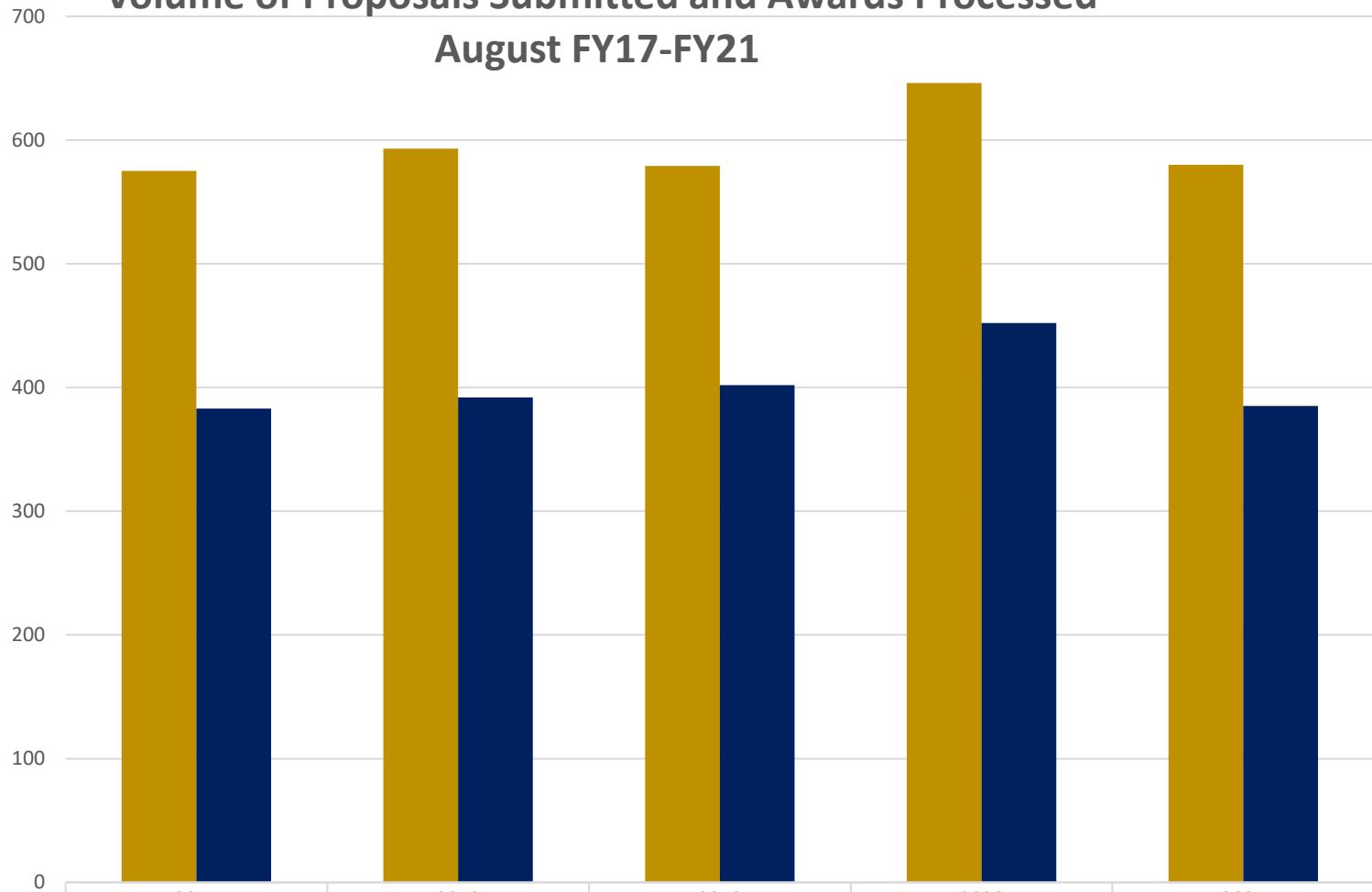


	2017	2018	2019	2020	2021
■ Direct (\$'s)	\$108,806,493	\$108,879,373	\$85,803,282	\$84,371,578	\$101,298,506
■ Indirect (\$'s)	\$21,728,010	\$22,386,122	\$21,773,982	\$26,394,410	\$25,918,154
■ Total Funding Total	\$130,534,504	\$131,265,495	\$107,577,265	\$110,765,988	\$127,216,660
■ Awards Processed	383	392	402	452	385

School of Public Health - Award Results

Volume of Proposals Submitted and Awards Processed

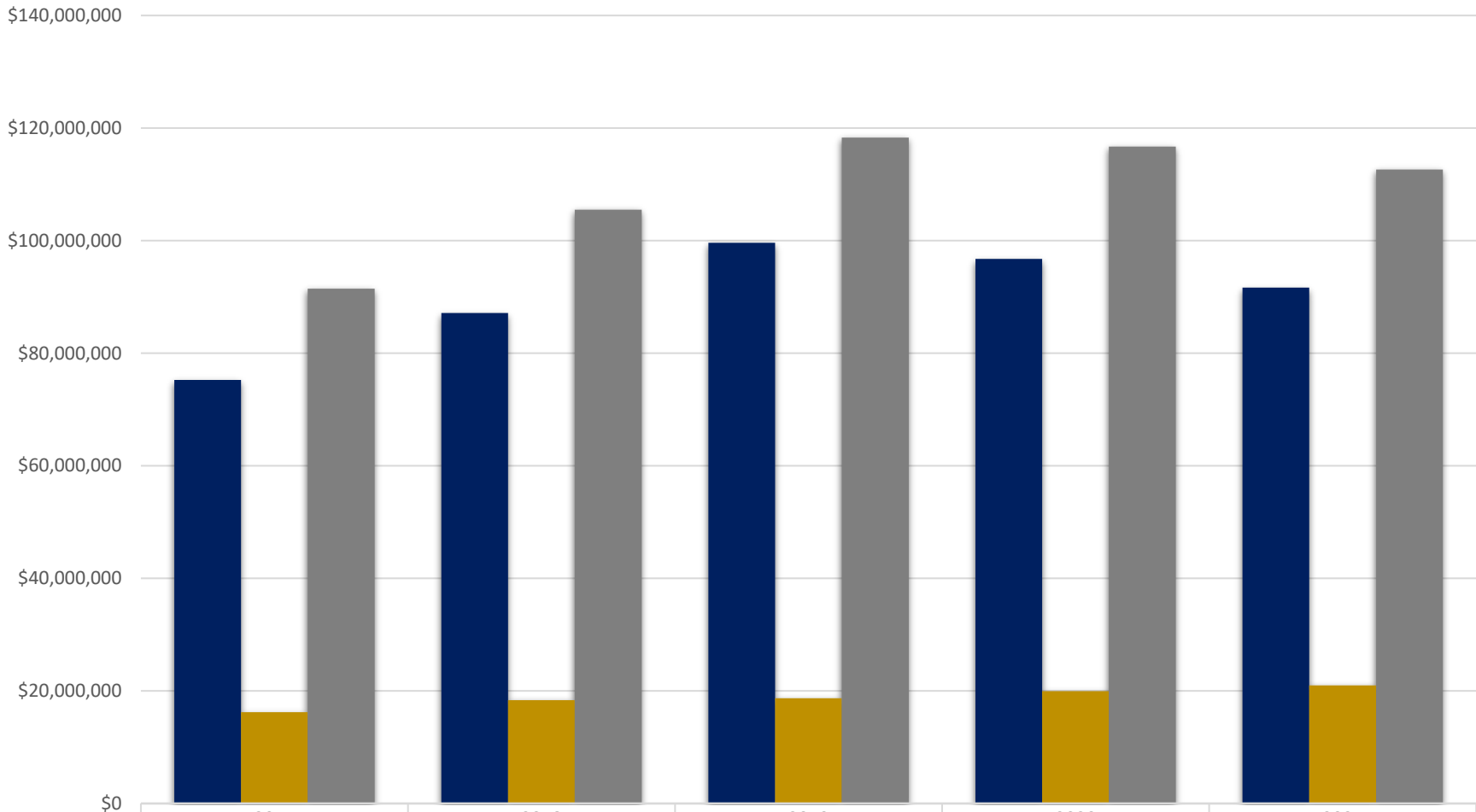
August FY17-FY21



■ Proposals Processed Count
 ■ Awards Processed

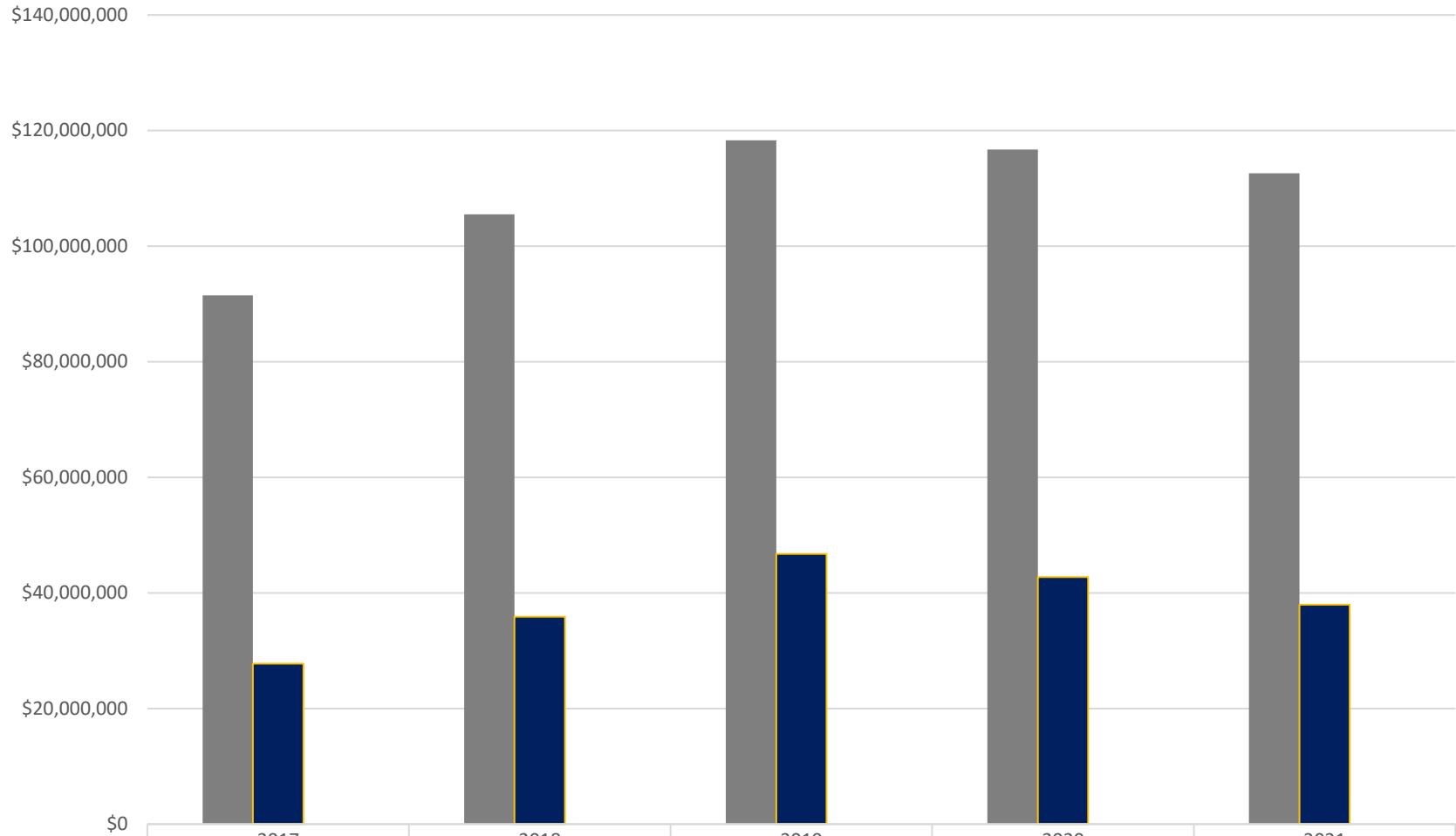
	2017	2018	2019	2020	2021
Proposals Processed Count	575	593	579	646	580
Awards Processed	383	392	402	452	385

School of Public Health - Sponsored Research Expenditures Direct, Indirect and Total August FY17-FY21



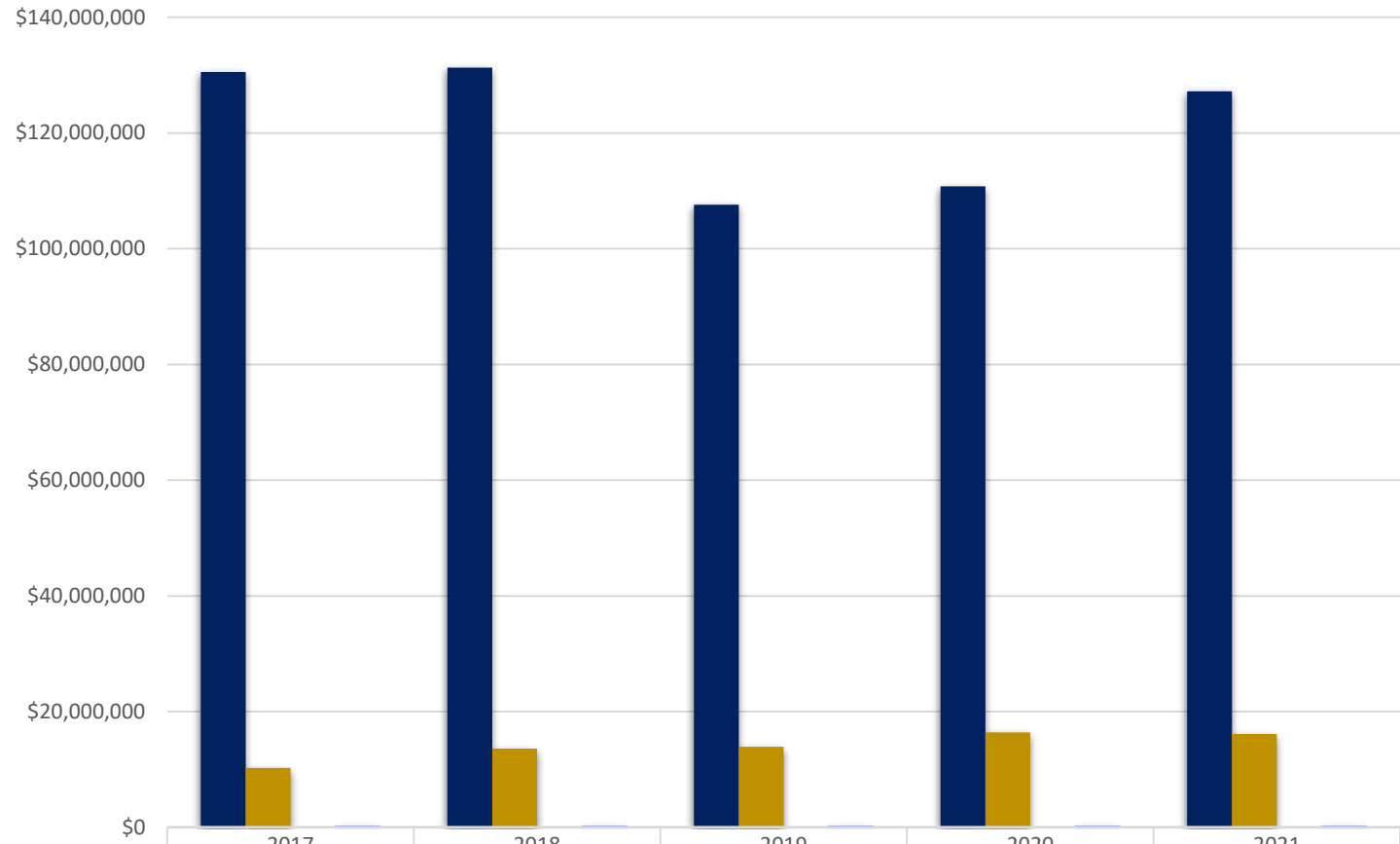
■ Direct (\$'s)	\$75,245,337	\$87,144,410	\$99,607,011	\$96,728,091	\$91,635,718
■ Indirect (\$'s)	\$16,229,904	\$18,354,785	\$18,691,655	\$19,963,650	\$20,972,467
■ Total Expenses	\$91,475,241	\$105,499,194	\$118,298,666	\$116,691,741	\$112,608,185

School of Public Health Sponsored Research Expenditures, Outgoing Sub-Awards August FY17-FY21



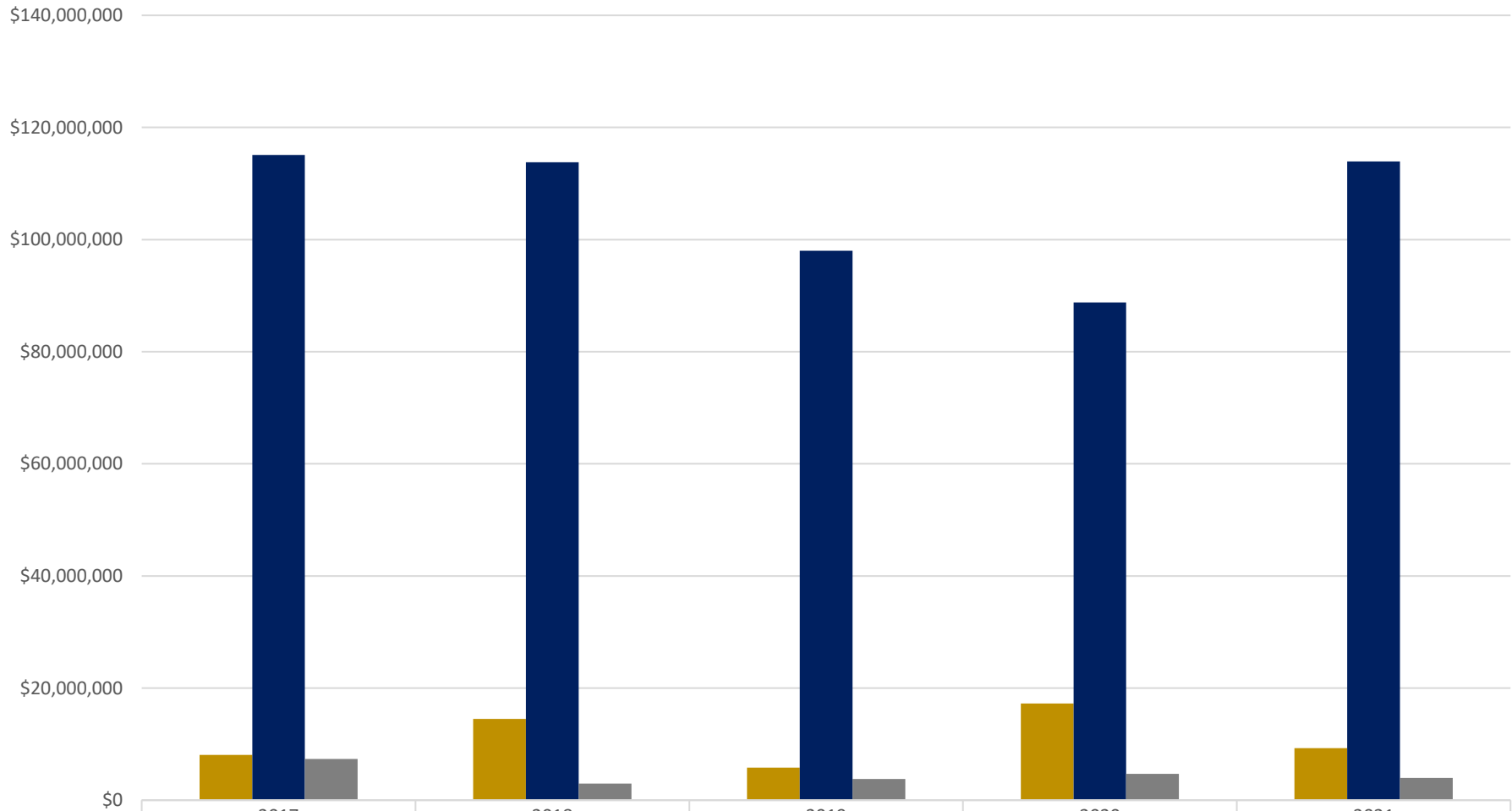
■ Total Expenses	\$91,475,241	\$105,499,194	\$118,298,666	\$116,691,741	\$112,608,185
■ Outgoing Sub-Awards	\$27,763,939	\$35,881,423	\$46,766,087	\$42,768,628	\$37,971,141
■ % of Expense Total	30.35%	34.01%	39.53%	36.65%	33.72%

School of Public Health Awards Incoming Sub-Awards Total Award Funding and Processed August FY17-FY21



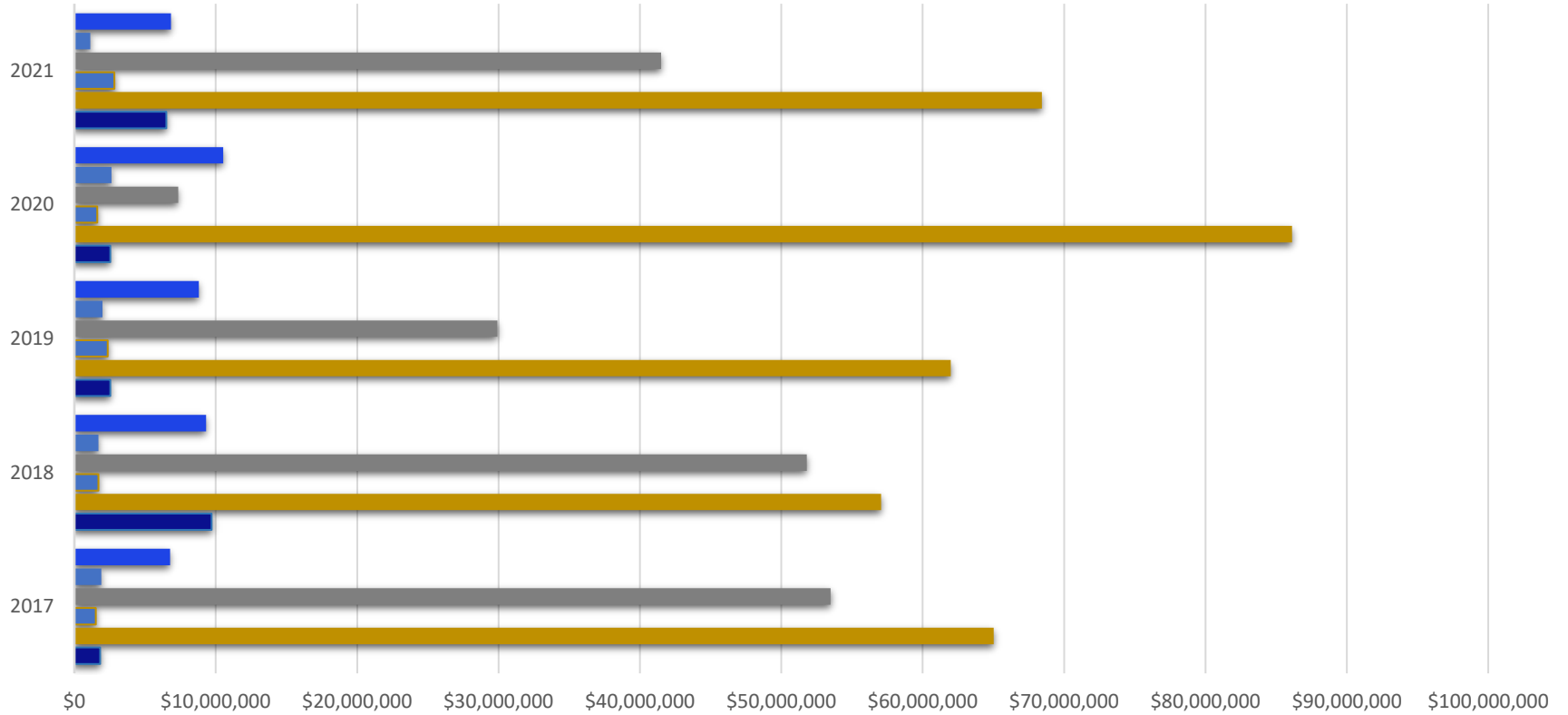
	2017	2018	2019	2020	2021
■ Total Award (Including Incoming Sub-Awards)	\$130,534,504	\$131,265,495	\$107,577,265	\$110,765,988	\$127,216,660
■ Total Incoming Sub-Awards	\$10,282,243	\$13,605,321	\$13,912,537	\$16,392,846	\$16,124,212
■ (Incoming Sub-Awards % of Total Award)	7.88%	10.36%	12.93%	14.80%	12.67%
■ Awards Processed	383	392	402	452	385

School of Public Health Award Results by Research Type August FY17-FY21



■ Other	\$8,087,190	\$14,517,457	\$5,799,954	\$17,239,196	\$9,286,833
■ Research	\$115,085,251	\$113,780,599	\$97,990,173	\$88,807,717	\$113,935,724
■ Training	\$7,362,063	\$2,967,439	\$3,787,138	\$4,719,075	\$3,994,103

School of Public Health Award Results by Sponsored Type August FY17-FY21



	2017	2018	2019	2020	2021
■ University	\$6,778,248	\$9,308,416	\$8,804,052	\$10,518,540	\$6,834,334
■ State	\$1,910,924	\$1,702,377	\$1,981,797	\$2,625,817	\$1,131,189
■ Private	\$53,479,611	\$51,806,068	\$29,929,097	\$7,342,781	\$41,497,091
■ Foreign	\$1,517,453	\$1,691,720	\$2,346,873	\$1,619,497	\$2,817,085
■ Federal	\$65,026,997	\$57,060,916	\$61,980,916	\$86,118,666	\$68,432,791
■ Corporate	\$1,821,272	\$9,695,997	\$2,534,529	\$2,540,689	\$6,504,171