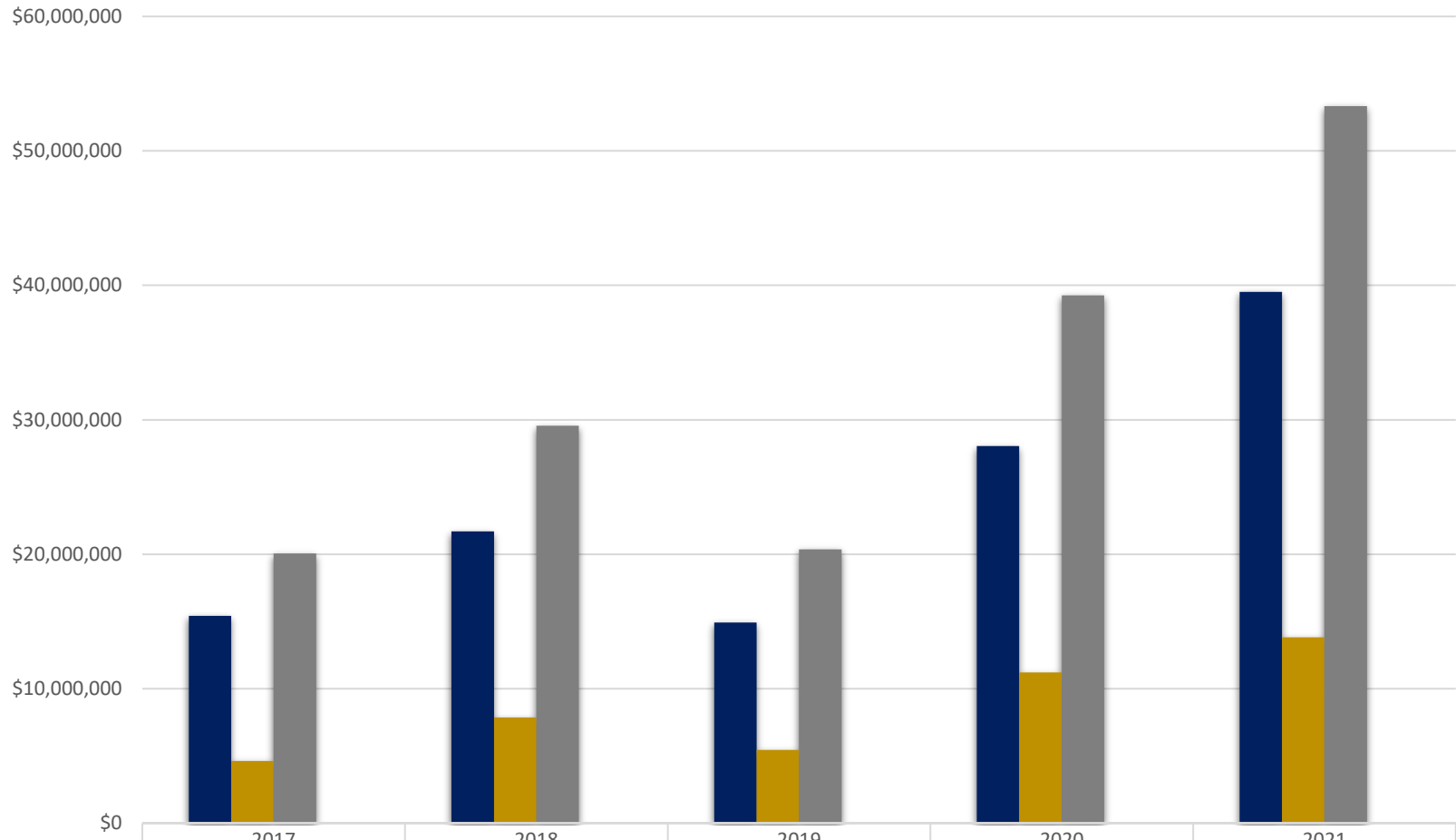


School of Nursing Proposals Submitted -Direct, Indirect and Total (\$'s) Processed August FY17-FY21

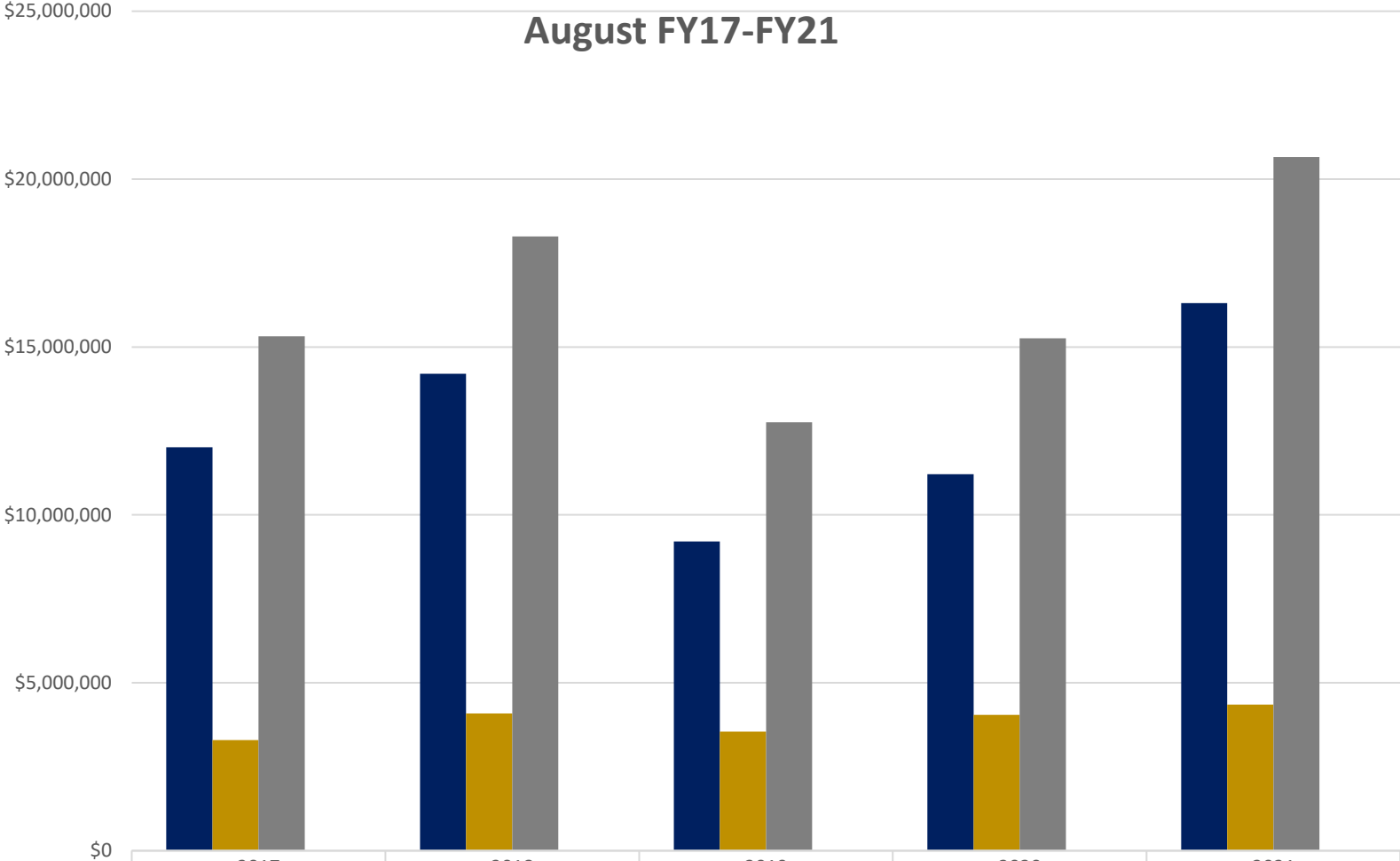


	2017	2018	2019	2020	2021
■ Direct Budget Amount	\$15,423,541	\$21,697,726	\$14,926,739	\$28,037,097	\$39,519,193
■ Indirect Budget Amount	\$4,626,208	\$7,855,878	\$5,436,569	\$11,216,163	\$13,815,258
■ Total Proposal	\$20,049,749	\$29,553,604	\$20,363,308	\$39,253,260	\$53,334,451
■ Proposals Processed Count	100	129	86	148	161

School of Nursing - Award Results

Direct, Indirect, Total and Award Processed

August FY17-FY21

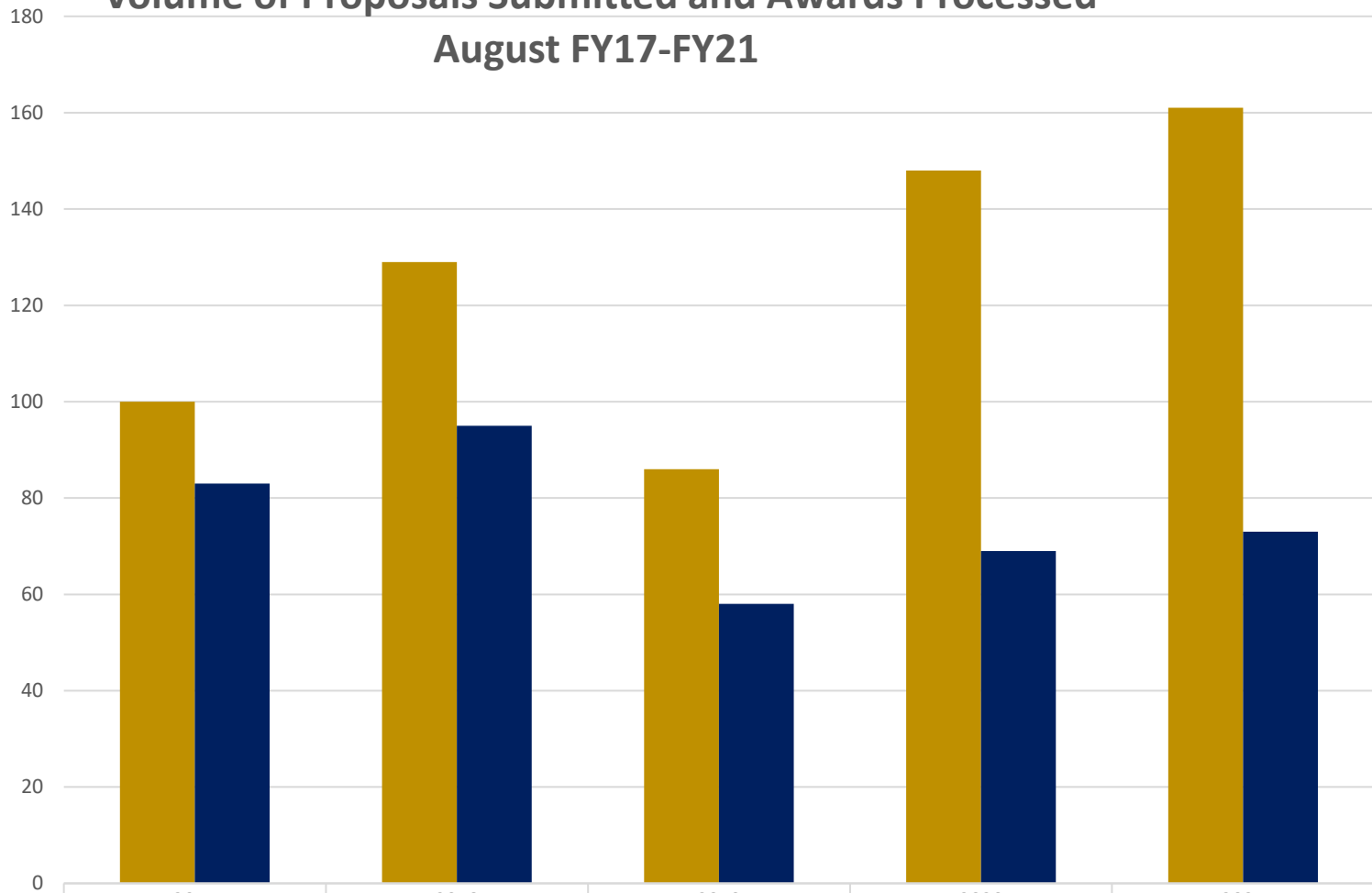


	2017	2018	2019	2020	2021
■ Direct (\$'s)	\$12,017,158	\$14,201,149	\$9,208,979	\$11,213,369	\$16,309,494
■ Indirect (\$'s)	\$3,298,018	\$4,090,294	\$3,549,690	\$4,044,415	\$4,350,734
■ Total Funding Total	\$15,315,175	\$18,291,443	\$12,758,668	\$15,257,785	\$20,660,228
■ Awards Processed	83	95	58	69	73

School of Nursing - Award Results

Volume of Proposals Submitted and Awards Processed

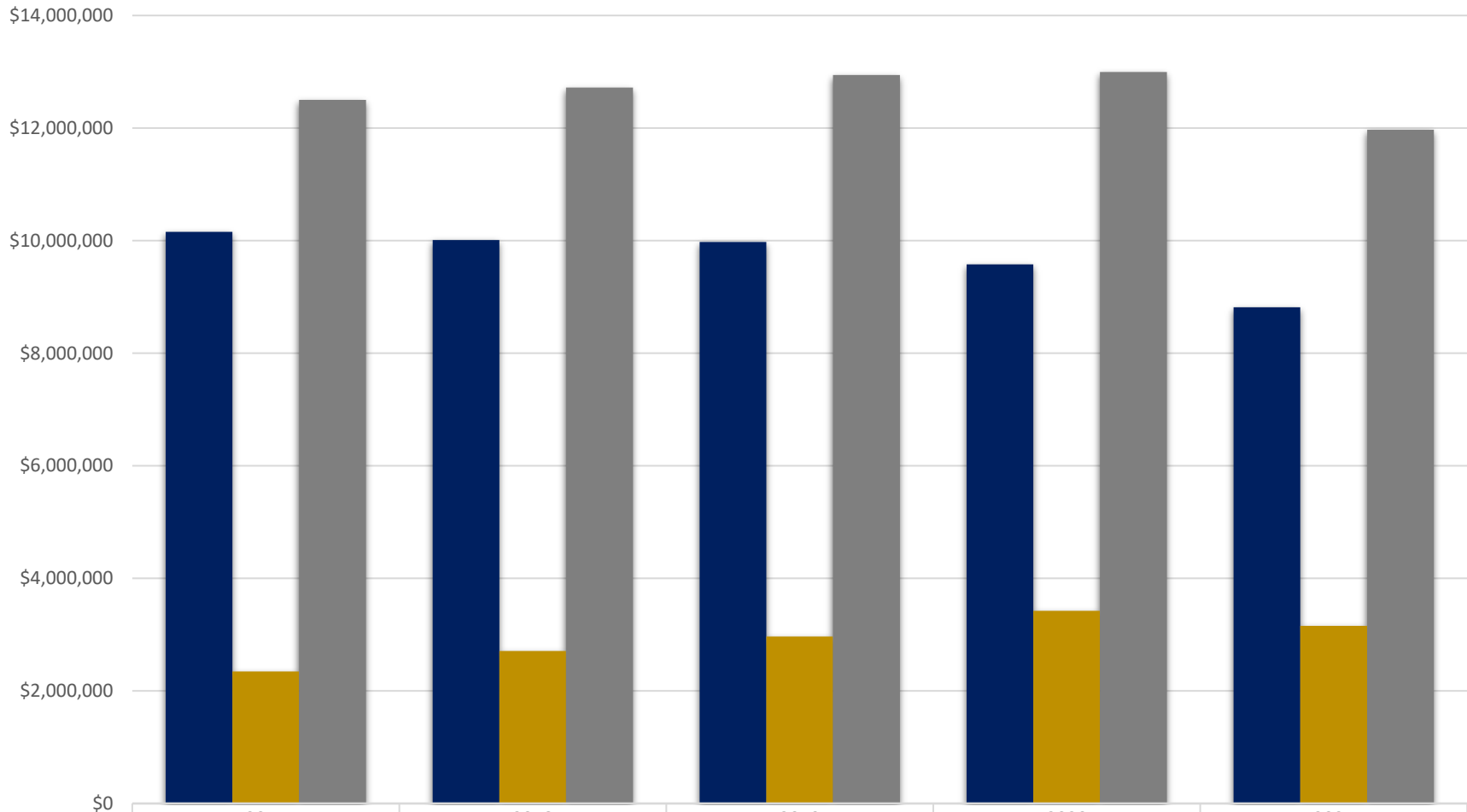
August FY17-FY21



■ Proposals Processed Count
■ Awards Processed

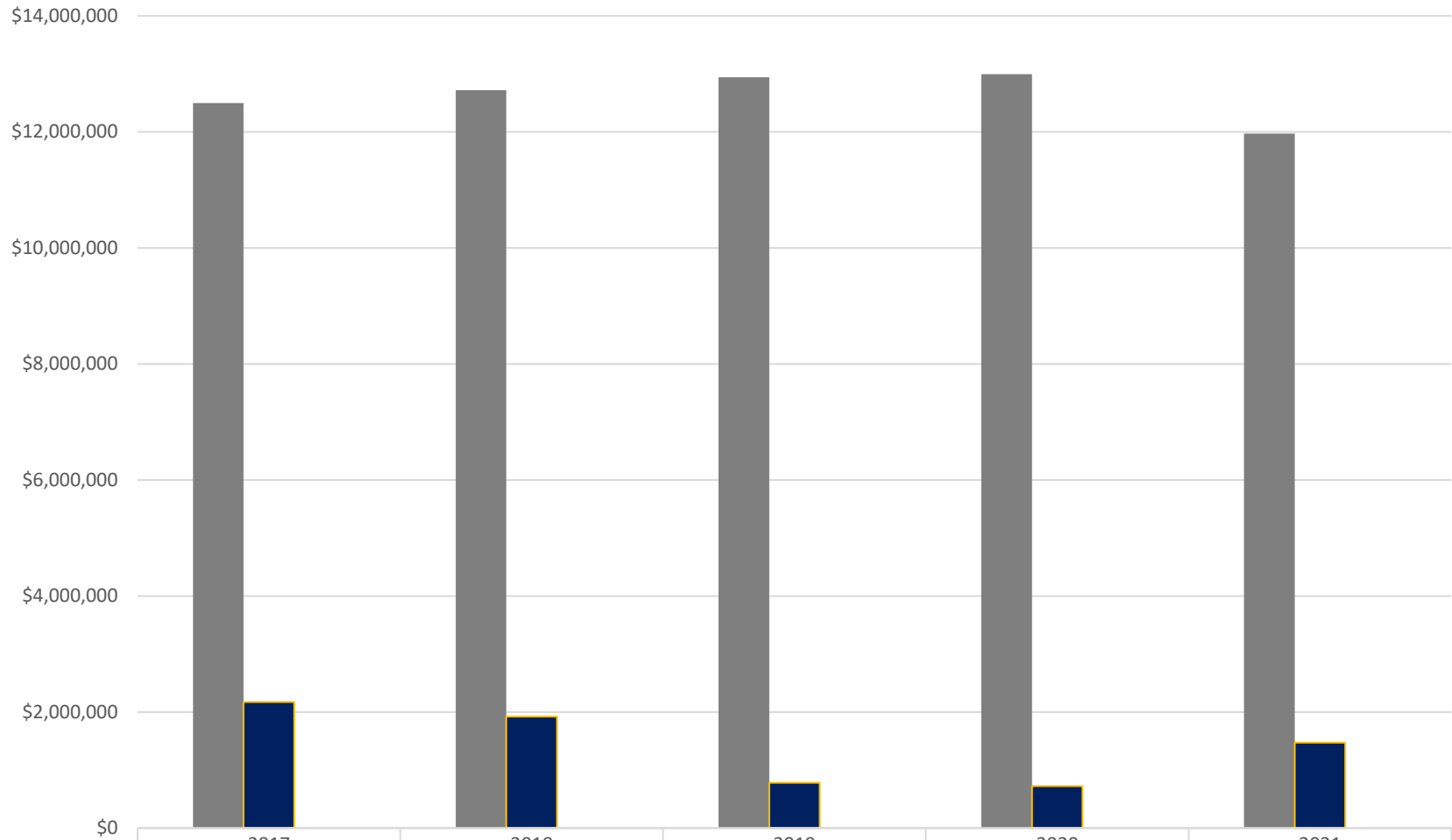
	2017	2018	2019	2020	2021
Proposals Processed Count	100	129	86	148	161
Awards Processed	83	95	58	69	73

School of Nursing - Sponsored Research Expenditures Direct, Indirect and Total August FY17-FY21



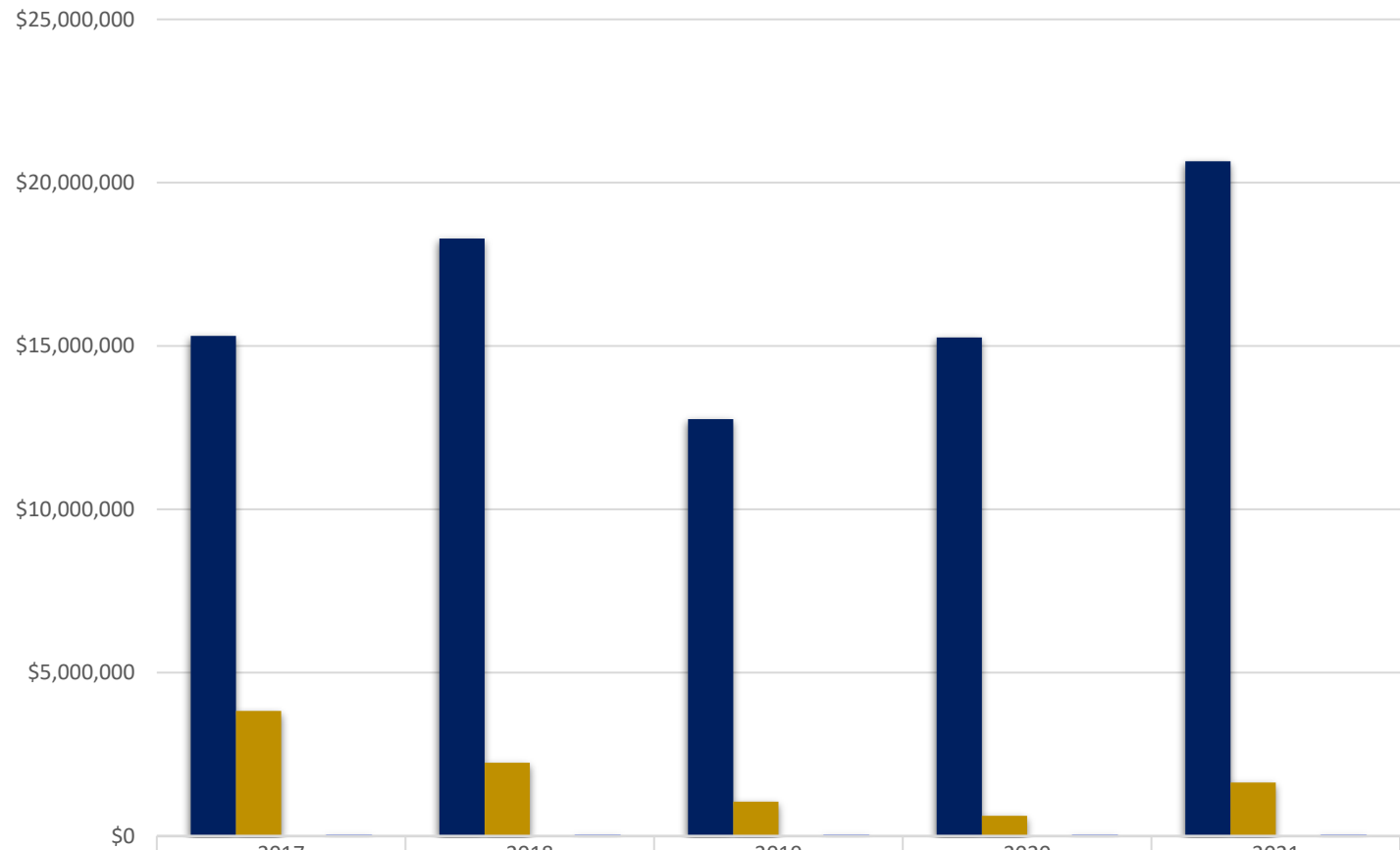
	2017	2018	2019	2020	2021
■ Direct (\$'s)	\$10,153,672	\$10,010,775	\$9,974,535	\$9,576,667	\$8,814,392
■ Indirect (\$'s)	\$2,346,156	\$2,708,387	\$2,966,245	\$3,420,346	\$3,154,570
■ Total Expenses	\$12,499,827	\$12,719,162	\$12,940,780	\$12,997,013	\$11,968,962

School of Nursing Sponsored Research Expenditures, Outgoing Sub-Awards August FY17-FY21



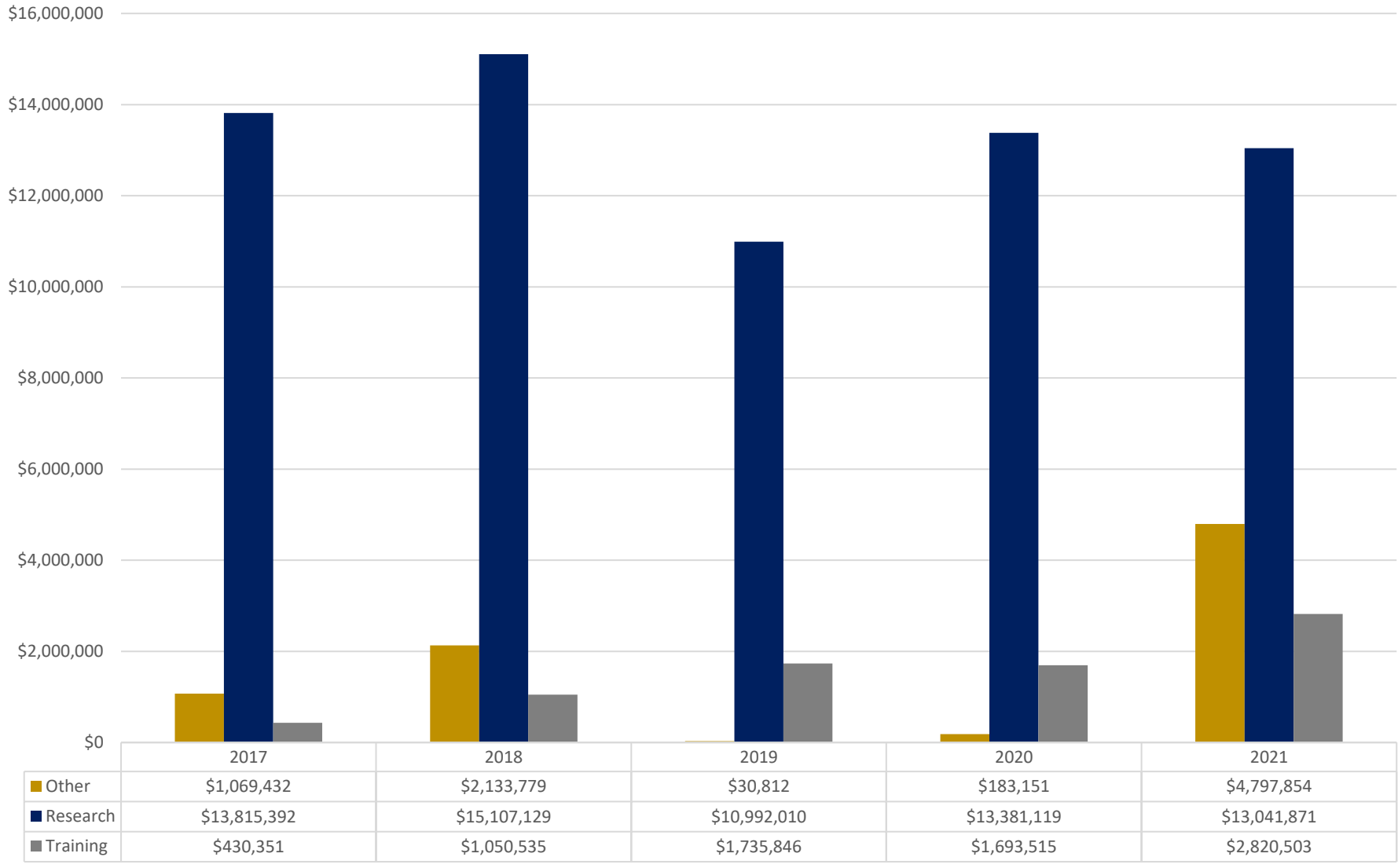
■ Total Expenses	\$12,499,827	\$12,719,162	\$12,940,780	\$12,997,013	\$11,968,962
■ Outgoing Sub-Awards	\$2,172,002	\$1,922,104	\$780,116	\$725,126	\$1,470,119
■ % of Expense Total	17.38%	15.11%	6.03%	5.58%	12.28%

School of Nursing Awards Incoming Sub-Awards Total Award Funding and Processed August FY17-FY21

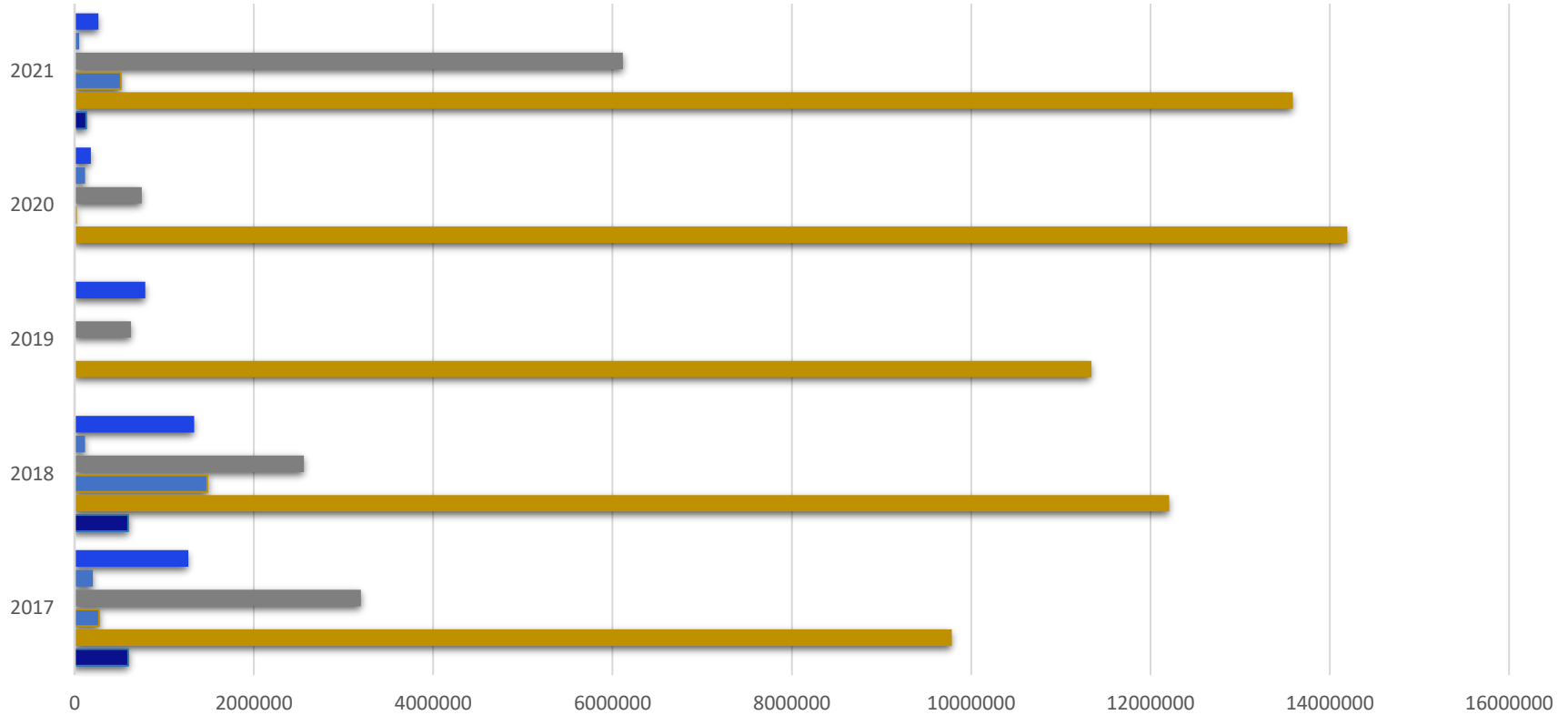


■ Total Award (Including Incoming Sub-Awards)	\$15,315,175	\$18,291,443	\$12,758,668	\$15,257,785	\$20,660,228
■ Total Incoming Sub-Awards	\$3,834,612	\$2,245,305	\$1,049,861	\$622,819	\$1,643,552
■ (Incoming Sub-Awards % of Total Award)	25.04%	12.28%	8.23%	4.08%	7.96%
■ Awards Processed	83	95	58	69	73

School of Nursing Award Results by Research Type August FY17-FY21



School of Nursing Award Results by Sponsored Type August FY17-FY21



	2017	2018	2019	2020	2021
■ University	\$1,267,034	\$1,332,292	\$788,746	\$180,216	\$263,826
■ State	\$204,158	\$116,127		115337.57	\$50,000
■ Private	\$3,194,327	\$2,558,623	\$627,601	\$749,940	\$6,114,593
■ Foreign	\$271,893	\$1,479,904		15385	\$516,043
■ Federal	\$9,782,763	\$12,209,497	\$11,342,321	\$14,196,906	\$13,587,766
■ Corporate	595000	\$595,000			128000