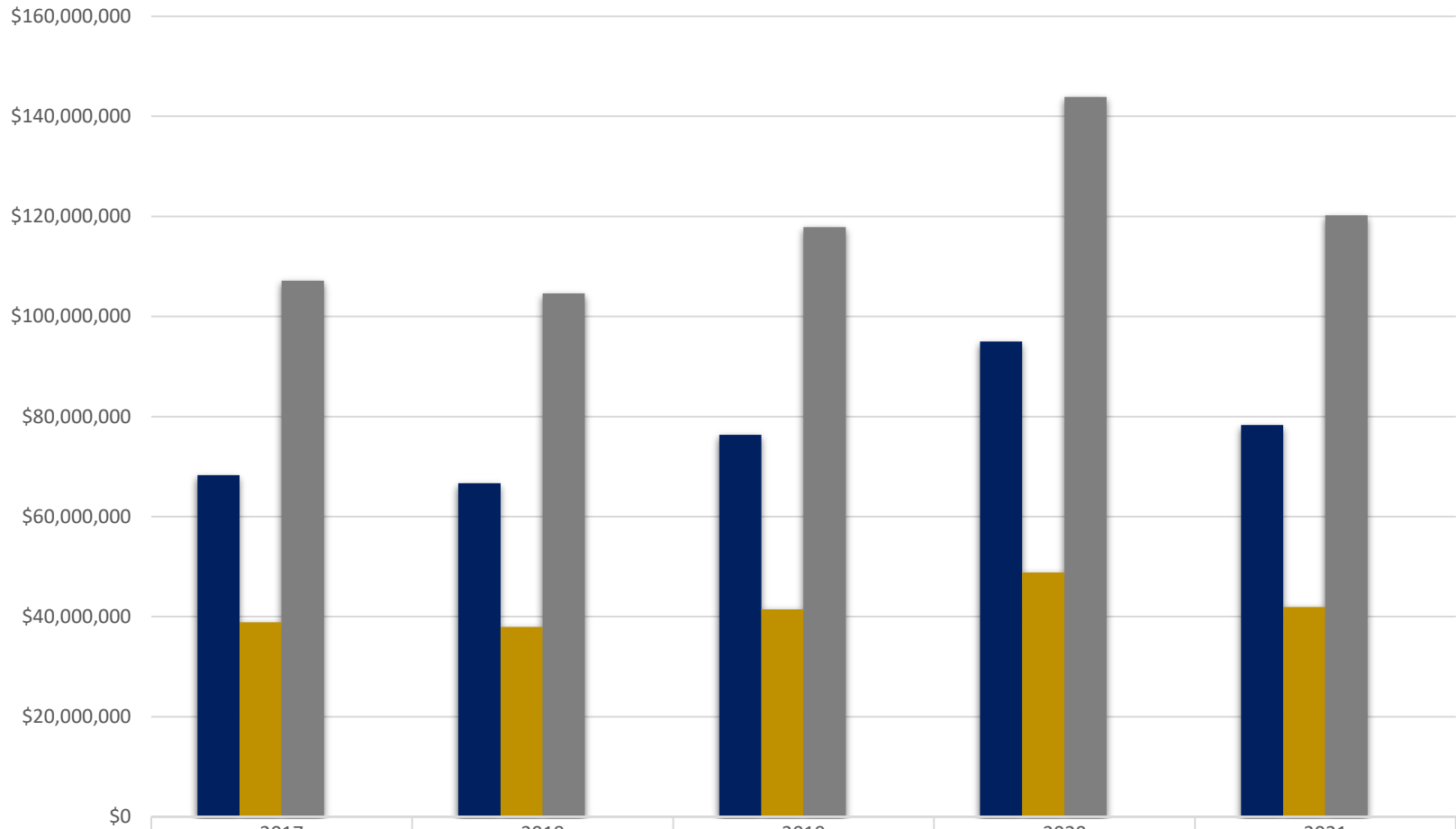


Yerkes Primate Center Proposals Submitted -Direct, Indirect and Total (\$'s) Processed August FY17-FY21

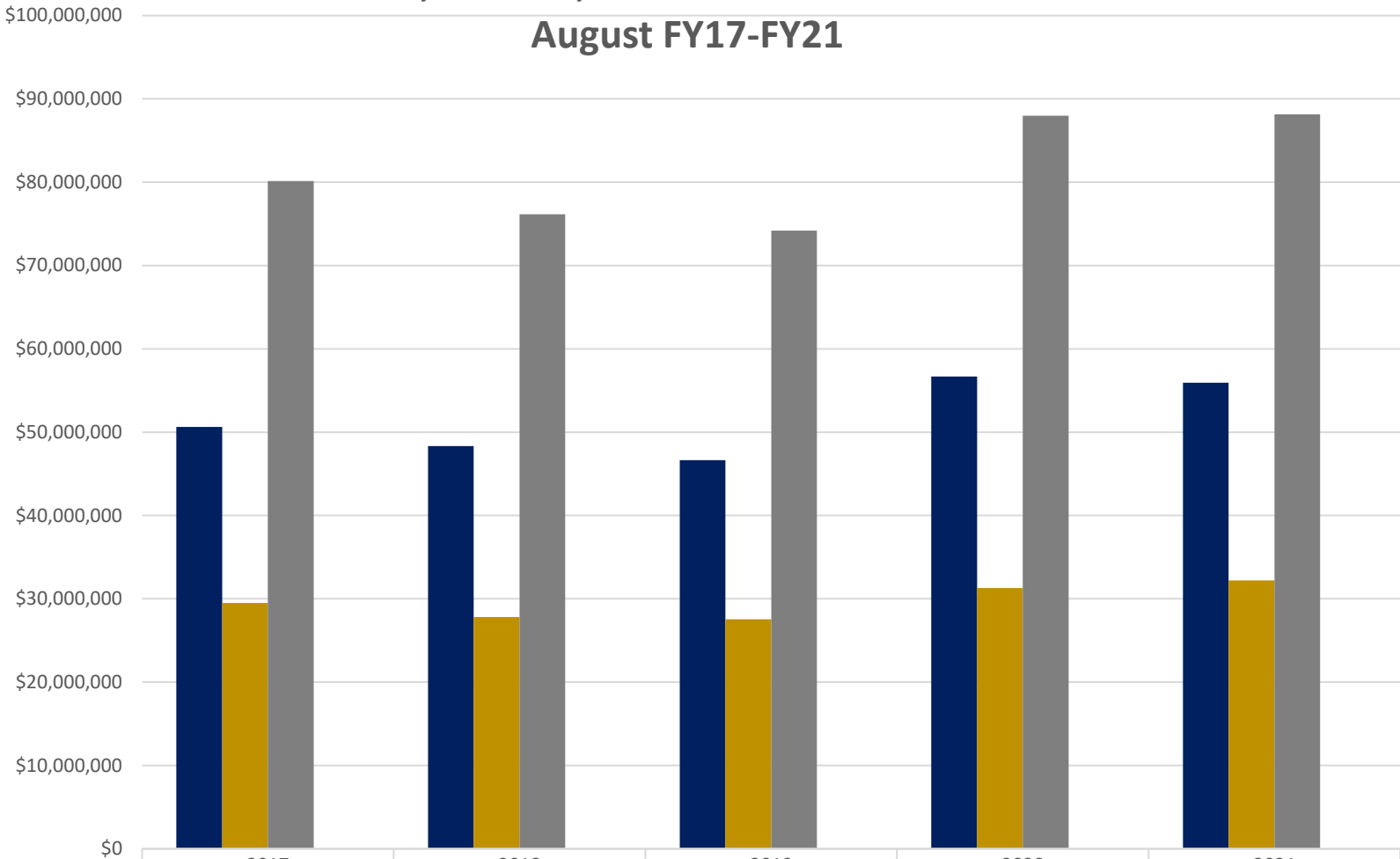


	2017	2018	2019	2020	2021
Direct Budget Amount	\$68,276,091	\$66,670,504	\$76,370,551	\$95,022,936	\$78,298,083
Indirect Budget Amount	\$38,874,449	\$37,959,652	\$41,473,878	\$48,851,169	\$41,926,351
Total Proposal	\$107,150,540	\$104,630,156	\$117,844,429	\$143,874,105	\$120,224,434
Proposals Processed Count	214	196	205	243	206

Yerkes Primate Center - Award Results

Direct, Indirect, Total and Award Processed

August FY17-FY21

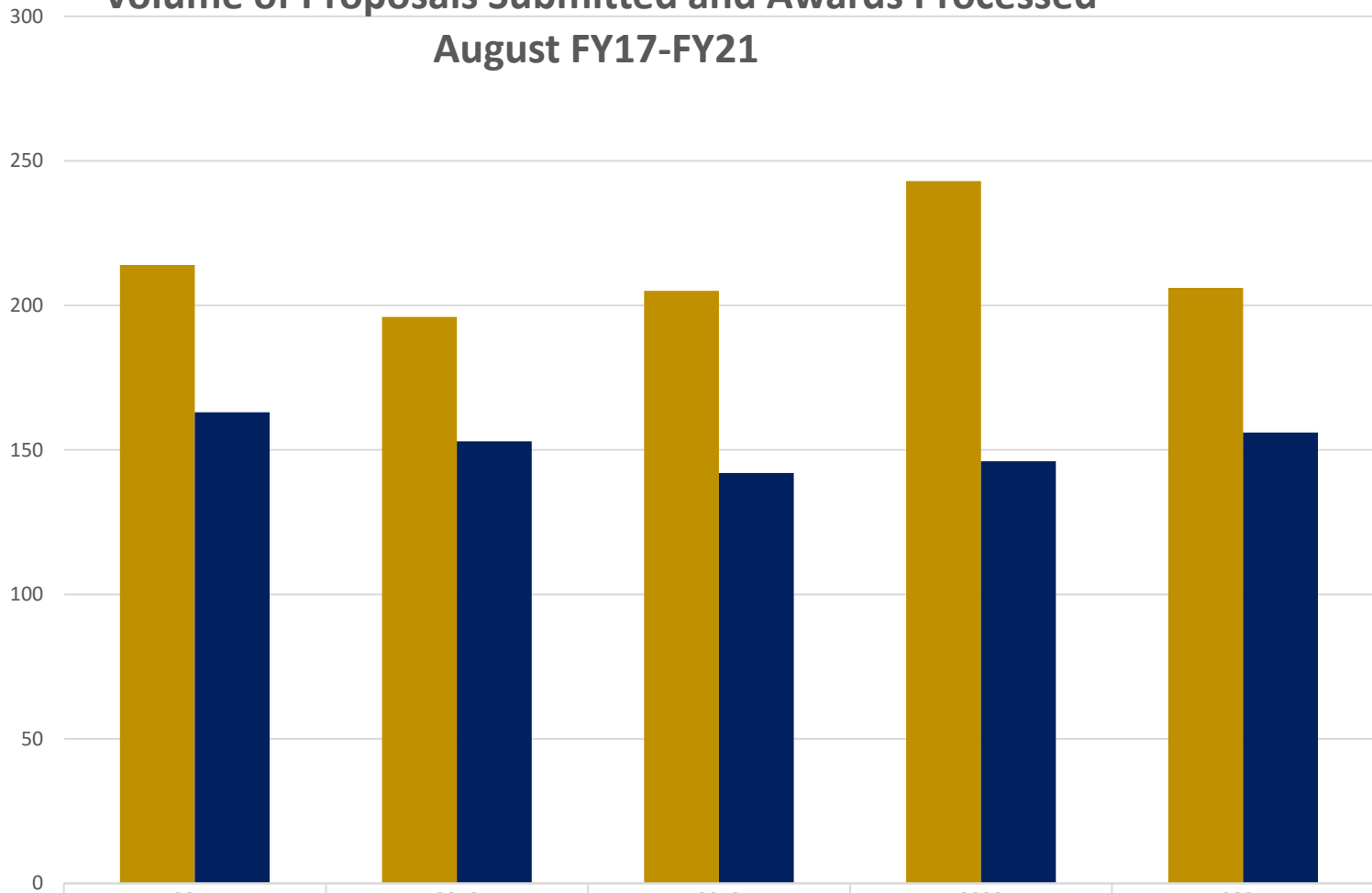


	2017	2018	2019	2020	2021
■ Direct (\$'s)	\$50,638,828	\$48,330,288	\$46,624,744	\$56,671,611	\$55,922,003
■ Indirect (\$'s)	\$29,506,391	\$27,821,980	\$27,548,874	\$31,293,697	\$32,208,617
■ Total Funding Total	\$80,145,219	\$76,152,268	\$74,173,618	\$87,965,308	\$88,130,620
■ Awards Processed	163	153	142	146	156

Yerkes Primate Center - Award Results

Volume of Proposals Submitted and Awards Processed

August FY17-FY21



■ Proposals Processed Count

■ Awards Processed

2017

2018

2019

2020

2021

214

196

205

243

206

163

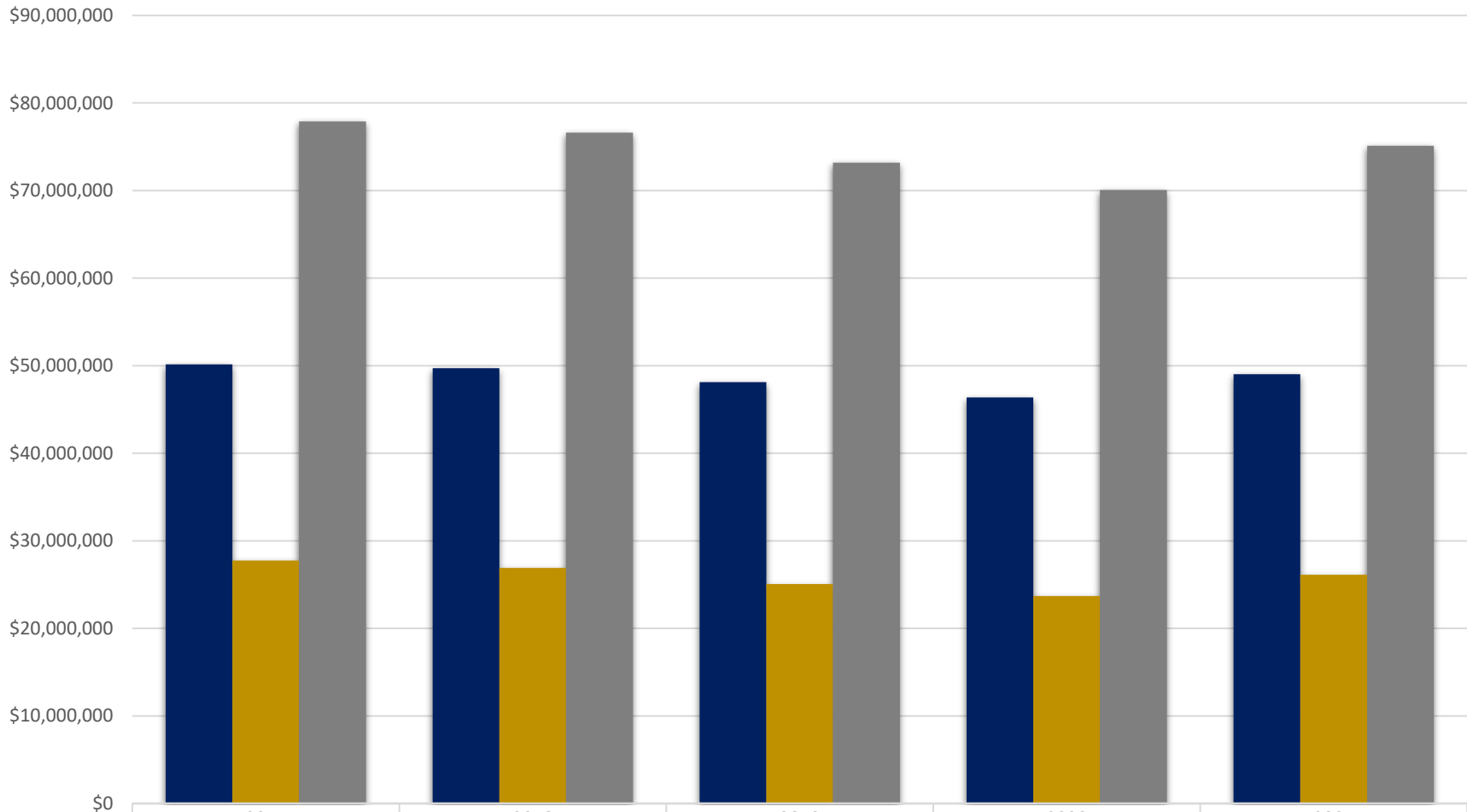
153

142

146

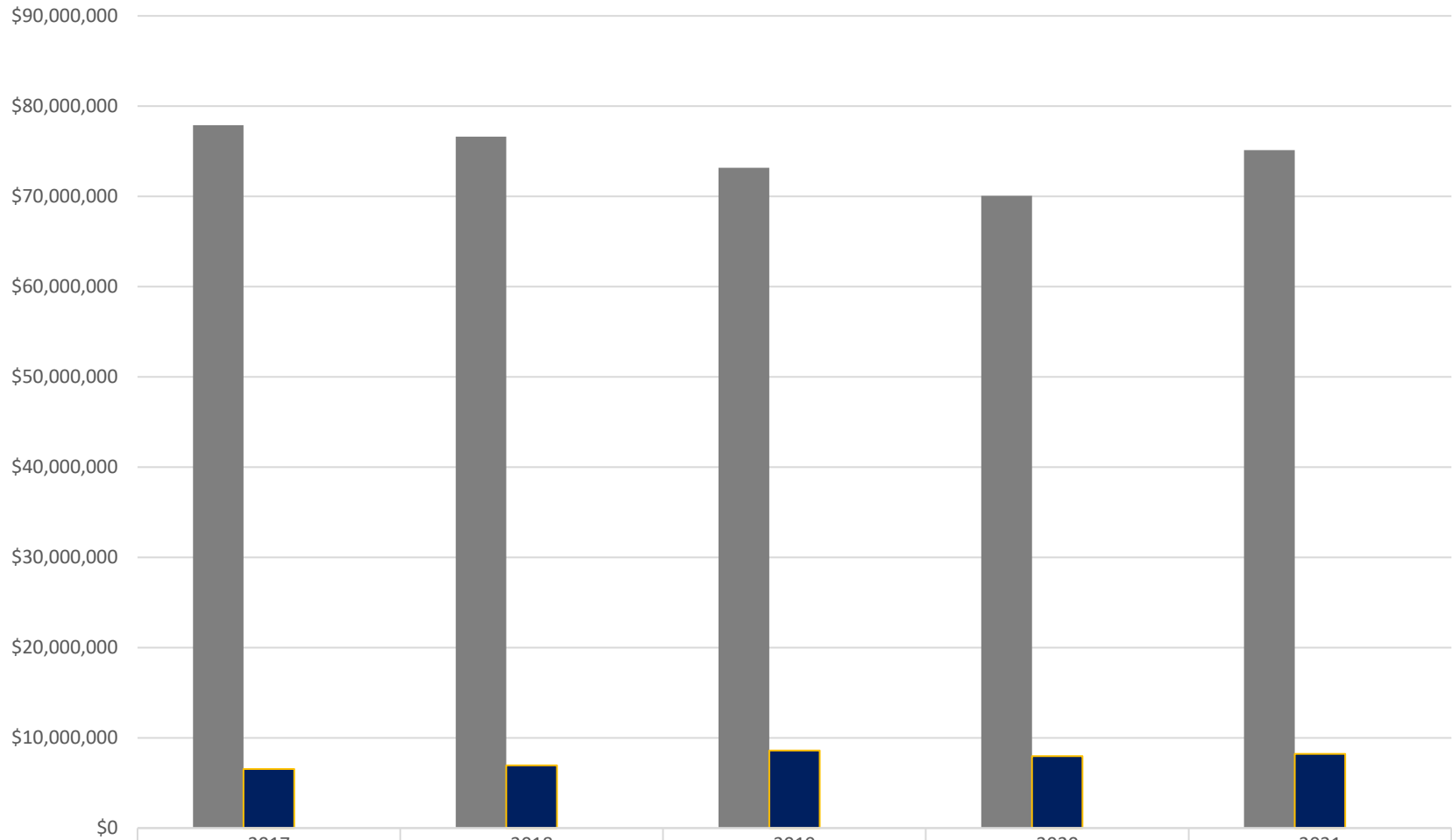
156

Yerkes Primate Center - Sponsored Research Expenditures Direct, Indirect and Total August FY17-FY21



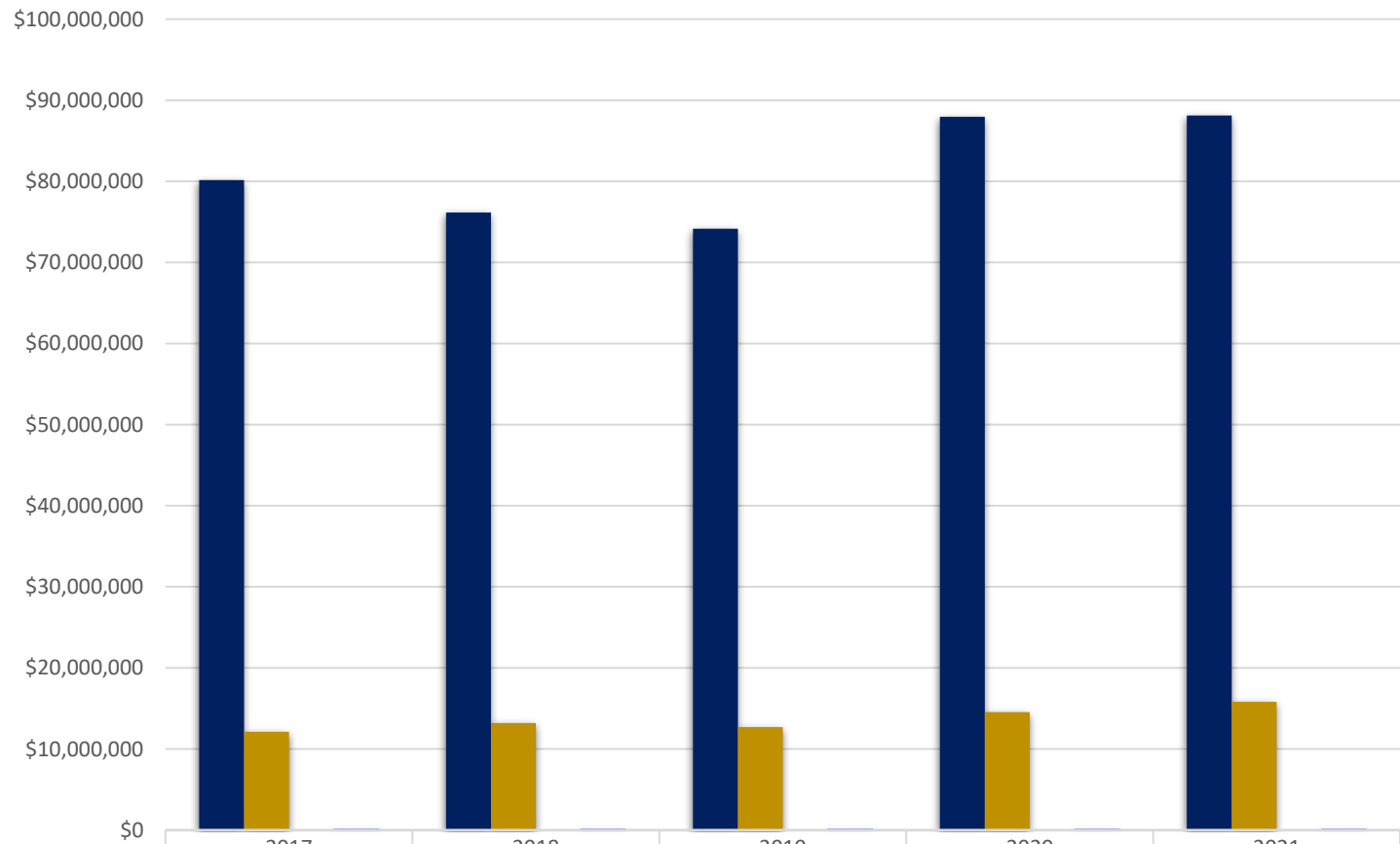
	2017	2018	2019	2020	2021
■ Direct (\$'s)	\$50,150,994	\$49,723,317	\$48,125,405	\$46,380,464	\$49,020,076
■ Indirect (\$'s)	\$27,728,979	\$26,896,606	\$25,054,766	\$23,687,200	\$26,109,896
■ Total Expenses	\$77,879,973	\$76,619,923	\$73,180,171	\$70,067,664	\$75,129,972

Yerkes Primate Center Sponsored Research Expenditures, Outgoing Sub-Awards August FY17-FY21



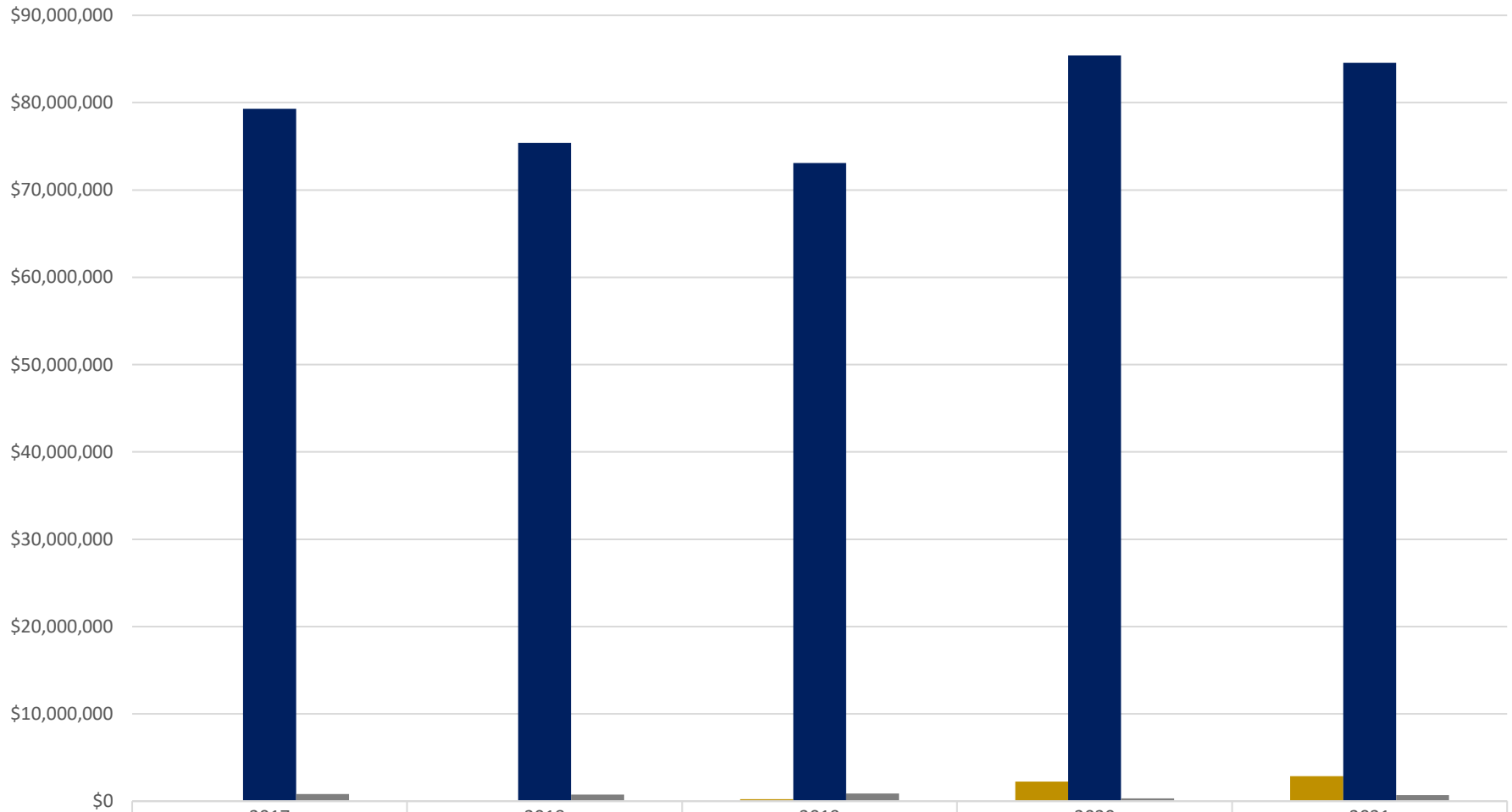
■ Total Expenses	\$77,879,973	\$76,619,923	\$73,180,171	\$70,067,664	\$75,129,972
■ Outgoing Sub-Awards	\$6,541,749	\$6,960,002	\$8,596,650	\$7,971,215	\$8,215,554
■ % of Expense Total	8.40%	9.08%	11.75%	11.38%	10.94%

Yerkes Primate Center Awards Incoming Sub-Awards Total Award Funding and Processed August FY17-FY21



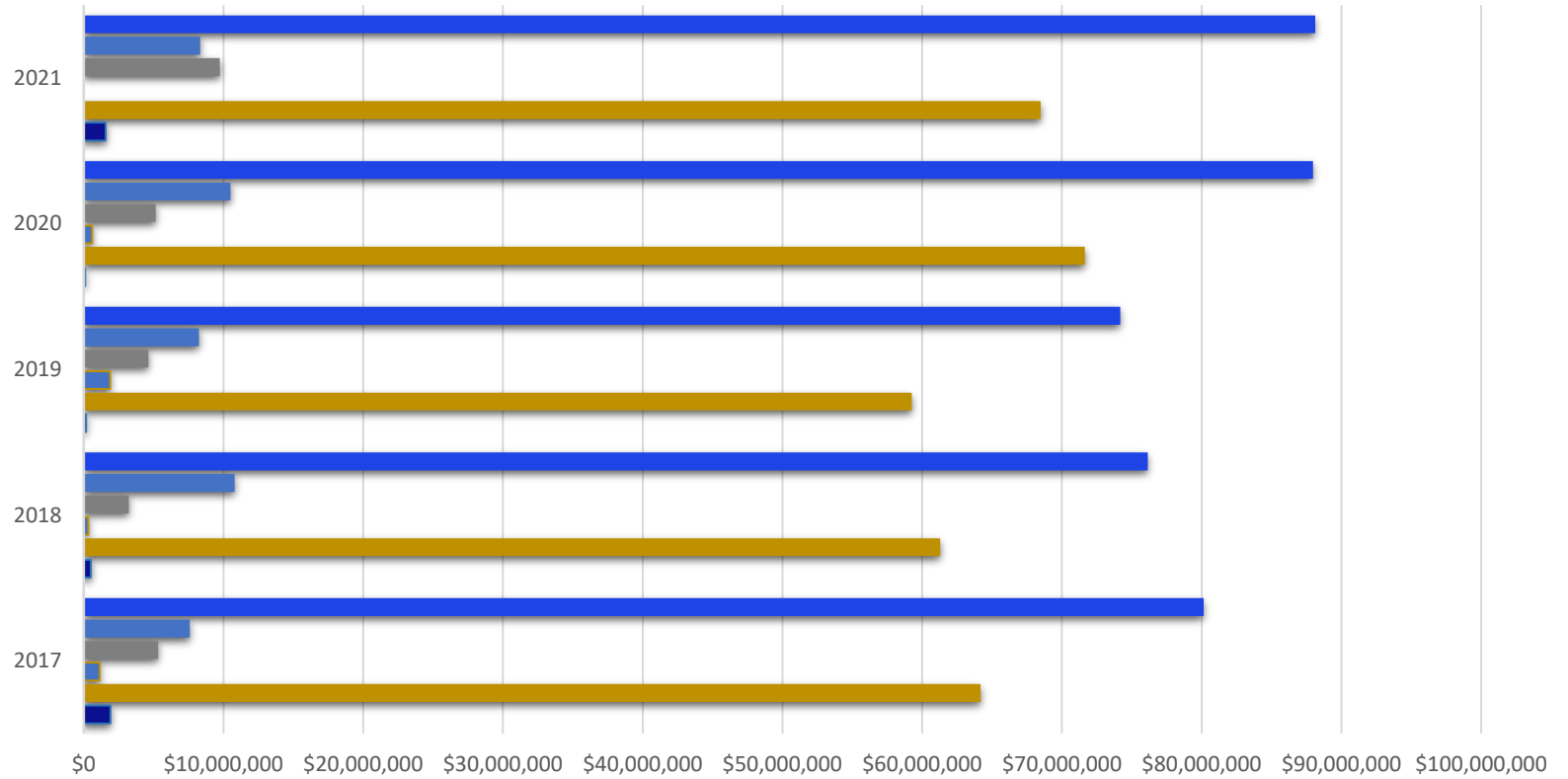
	2017	2018	2019	2020	2021
■ Total Award (Including Incoming Sub-Awards)	\$80,145,219	\$76,152,268	\$74,173,618	\$87,965,308	\$88,130,620
■ Total Incoming Sub-Awards	\$12,125,734	\$13,192,427	\$12,705,368	\$14,559,448	\$15,806,726
■ (Incoming Sub-Awards % of Total Award	15.13%	17.32%	17.13%	16.55%	17.94%
■ Awards Processed	163	153	142	146	156

Yerkes Primate Center Award Results by Research Type August FY17-FY21



■ Other	\$29,439	\$10,000	\$213,026	\$2,250,222	\$2,879,400
■ Research	\$79,305,284	\$75,399,545	\$73,074,866	\$85,396,865	\$84,566,753
■ Training	\$810,496	\$742,723	\$885,726	\$318,221	\$684,467

Yerkes Primate Center Award Results by Sponsored Type August FY17-FY21



	2017	2018	2019	2020	2021
■ Total Funding Total Total	\$80,145,219	\$76,152,268	\$74,173,618	\$87,965,308	\$88,130,620
■ University	\$7,591,631	\$10,799,201	\$8,238,474	\$10,504,889	\$8,338,898
■ Private	\$5,331,009	\$3,212,513	\$4,630,418	\$5,136,507	\$9,742,206
■ Foreign	\$1,133,863	\$335,081	\$1,891,496	\$593,536	
■ Federal	\$64,173,151	\$61,293,328	\$59,256,214	\$71,633,529	\$68,474,947
■ Corporate	\$1,915,565	\$512,145	\$157,016	\$96,846	\$1,574,569